



1-800-367-1492 • [www.cpcsigns.com](http://www.cpcsigns.com)



**Construction Work Zone**

◆ Some sizes require minimum quantity order, call for details.





RSPCC42PWOH46  
Standard

## Watchtower Cone



- ◆ 42" tall (46.25" with handle)
- ◆ Stack up to 20% more on your truck with new compact nesting design.
- ◆ Strong, ergonomic handle speeds placement on job, as it fits two hands which makes lifting with base easier. Also, it's easy to string caution tape through handles.
- ◆ Recessed area protects sheeting.
- ◆ Accepts same bases as our Navicade™ delineator which can reduce your base inventory. 10, 16, or 30 lb. recycled rubber bases available.
- ◆ Customize with your company name or logo
- ◆ MASH Passed, Meets MUTCD Standards

Specifications	Standard	Additional Options Available
Body Color	Orange	NONE
Stripe Width	1 each of 4" & 6" HIP	2 each 4" White & 4" Orange -or- 2 each 4" White
Stripe Color	White	Alternating Orange & White
Reflectivity	HIP	NONE -or- DG
Base	16 lbs Rubber	10 lbs. or 30 lbs.

RSPCTPO42D3  
Standard



## Open Top Delineator

- ◆ Quick and easy set-up
- ◆ Reflective Bands, 2 each - 3" or 4" wide
- ◆ Flange on bottom grabs base for tight fit, 5.375" diameter
- ◆ Post Diameter: 4"
- ◆ Recycled rubber bases: 8 lbs, 10 lbs, 12 lbs, and 18 lbs
- ◆ 2 Sizes: 42" H - weight 1.7 lbs  
28" H - weight 1.1 lbs
- ◆ MASH Passed and Meets MUTCD Standards

Specifications	Standard	Additional Options Available
Height/Weight	42" / 1.7 lbs	28" / 1.1 lbs
Reflectivity	ENG	NONE -or- HIP -or- DG
Band (Stripe Width)	2 each - 3"	2 each - 4"
Base	8 lbs	10 lbs, 12 lbs, 18 lbs
Handle	NONE	Upgrade to the Knob-Top Delineator

Available Bases  
RSPCTPZB(XX)

(08) 8 lbs | (10) 10 lbs  
(12) 12 lbs | (18) 18 lbs

## Gemstone™ Vertical Panel

- ◆ Oversized handle with comfort grip
- ◆ Designed to withstand repeated impacts with minimal damage to vehicles or unit
- ◆ Recessed panel protects reflective sheeting, 8" W x 34" H, OR 8" W x 36" H
- ◆ Flashing light mounting receptacle
- ◆ Available in orange and white
- ◆ Solid recycled rubber bases with carrying handles come in two sizes: 20 lbs. and 30 lbs.
- ◆ Size: 15.4" W x 45" H | Weight: 4 lbs.
- ◆ MASH Passed and Meets MUTCD Standards



RSPCV08366ORE  
Standard



RSPCVZBASE20  
20 lb. base



RSPCVZBASE30  
30 lb. base



The handle is easy to grab even with the light attached



Sidewall design adds strength and durability

Specifications	Standard	Additional Options Available
Color	Orange	White
Reflective Area	8" x 36"	8" x 34"
Stripe Size	6" for 8" x 36"	6" for 8" x 34"
Reflectivity	ENG	HIP -or- DG
Base	20 lbs	30 lbs
Stencil	NONE	Name or Logo on Plastic Panel or Molded into Base



Available Bases  
RSPCTJZB(XX)

(08) 8 lbs | (12) 12 lbs

## Colored A-Top Delineators

RSPCTJA46HN(XX) Body Colors (XX): Black (BK) | Blue (BU) | Hunter Green (GR) | Lime (LI) | Orange (OR) | Red (RE) | White (WH) | Yellow (YE)

- ◆ The A-Top Delineator has replaced the discontinued Dome-Top.
- ◆ Perfect for hotels, schools, churches, parking lots, valet parking and more! Beautiful rich color options make the uses for these delineators endless.
- ◆ New arch design for easy setup and take down. When used in conjunction with the JBC Cone Bar or the JBC Cobra Chain, you can create a barrier in seconds.
- ◆ Made of a special LDPE formula, these Delineators are strong where you need them to be and flexible enough to bounce back from tough impacts. Tubes have UV stabilizers to ensure they hold their color in the harshest conditions with recessed area to protect 3M Prismatic Reflective Sheeting. Strong consistent lip at base to ensure snug fit with the base.
- ◆ Recycled rubber bases: 8 lbs or 12 lbs, SOLD separately.
- ◆ Bases are re-vulcanized rubber and have a nice clean look.

Specifications	Quick SHIP	Additional Options Available
Height	46"	46"
Reflectivity	HIP	NONE -or- ENG -or- DG
Band (Stripe Width)	2 Each - 3"	NONE
Rubber Base	8 lbs	12 lbs
Color	Black and Lime	Red, Yellow, Blue, White, Hunter Green, Orange

## Barrier Tapes



RSP710(X)



- ◆ 3 mil : 3" x 1000' poly barrier tape provides warning of temporary safety hazard
- ◆ Economical, strong, and disposable
- ◆ Legends (X):  
(A) Caution Caution  
(B) Police Line Do Not Cross  
(F) Caution Do Not Enter
- ◆ Other sizes and legends available

## Channelizers



### Knob-Top 4" Delineator

- ◆ Height 45" x Width 4"
- ◆ Knob Top for easy handling
- ◆ Accepts cone bars
- ◆ Caution tape wraps around knob
- ◆ Support rings around reflective bands for added tape protection
- ◆ Made from low density polyethylene Fluorescent Orange plastic
- ◆ 8 lb. base is standard and included in price, other sizes available upon request.



RSPCTJK42H08



### Channelizer Cone

- ◆ Plasticade Navicade Brand
- ◆ High Density Polyethylene
- ◆ 4 - 6" Tall High Intensity Orange and White Reflective stripes
- ◆ 3 lbs. / 49.25" H x 7.6" W
- ◆ 16 lb. Recycled rubber base included in 6" HIP version.
- ◆ Unique handle is easy to grab even with flashing light or sign attached
- ◆ Stackable with or without base for easy transportation or storage
- ◆ Molded-in holes for mounting lights and signs
- ◆ MASH Passed and meets MUTCD Standards



30 lb. base (below)

RSPCC42NH4616

16 lb. base

Specifications	Standard	Additional Options Available
Stripe Width	4 Each - 6"	4 Each - 4" -or- 1 Each - 4" and 6"
Reflectivity	HIP	DG -or- DG/HIP Combo -or- ENG
Base	16 lbs.	30 lbs.
Stencil	NONE	Name or Logo Molded into Base



## Channelizer Commander™ Traffic Drums



RSPCD100HI46  
RSPCD100ZBTIRE - 25lbs

**New Power Dome Handle:**  
gentle slope of dome merges with handle

**New Light Mounting Design:** light easily turns for stacking



**New Tire Locking Ring Design:**  
Inhibits movement of drum on road surface; textured skirt increases friction and grabs tire; anti-roll design, flat sections on two sides

- ◆ Available in High and Low Density Polyethylene
- ◆ Five Tier Design with (2) 6" Tall Orange and (2) 6" Tall White High Intensity Reflective Stripes
- ◆ 8 lbs. | 39.7" H x 23.5" W
- ◆ MASH Passed and meets MUTCD Standards

Specifications	Standard	Additional Options Available
Stripe Width	(2) 6" Orange   (2) 6" White	(2) 4" Orange   (2) 4" White
Reflectivity	HIP	DG -or- ENG
Density	HIGH	LOW
Base	25# Recycled Rubber Tire Ring	Also available in version compatible with Snap On Rubber Base
Stencil	NONE	Molded in Name or Logo



## Type I & II Barricades



TYPE I - Standard  
RSPB1PMPC1WHE0806



TYPE II - Standard  
RSPB1PMPC2WHE0808

Purchase barricades fully assembled or as component parts.

Names can be stenciled on blank panels for identification.

Leg hinge hole accepts 1/2" light mounting bolt

### Combocade™ Type I and Type II Barricade

- ◆ Steel leg barricade with your choice of plastic or plywood boards
- ◆ Boards and legs can be replaced, legs can be repaired
- ◆ 45" steel legs, 14 gauge thickness, galvanized - white powder coated finish available by special order
- ◆ Plastic boards are strong and dense, will not bend, warp, crack, splinter, or peel
- ◆ Bolt holes are molded into the plastic boards
- ◆ Dimensions: 24.4" W x 42.6" H | Board Sizes Available: 8" x 24" and 12" x 24"
- ◆ MASH Passed and meets MUTCD Standards


**50%  
STRONGER  
PLASTIC  
BOARDS**



Specifications	Standard	Additional Options Available
Reflectivity	ENG	HIP -or- DG
Reflective Area Type I Barricade	8" x 24" Top Panel	12" x 24" Top Panel
Reflective Area Type II Barricade	8" x 24" Top Panel 8" x 24" Bottom Panel	12" x 24" Top Panel 8" x 24" Bottom Panel
Usage	Type I or Type II Barricade	Safety Signage
Stencil	NONE	Recommended for Type I Only
Purchase Option	Complete Barricade	Replacement Parts



## Econocade® Type I and Type II Barricade



The Econocade Barricade can be purchased in a variety of colors.

- ◆ One piece solid construction
- ◆ Size: 24.4" x 42.6"
- ◆ Easy to handle, pack, and transport.
- ◆ Rust free and impact resistant.
- ◆ Bottom rail can carry a sand bag.
- ◆ Two flashing light receptacles
- ◆ White in Stock. Also available in Orange, Yellow, Red, Blue and Green.
- ◆ MASH Passed and meets MUTCD Standards



RSPB1PPPE1WHE08  
TYPE I

Specifications	Standard	Additional Options Available
Body Color	White	500 Piece Minimum: Orange, Red, Yellow, Green or Blue
Reflectivity	ENG	HIP -or- DG
Reflective Area Type I Barricade	8" x 24" Top Panel	12" x 24" Top Panel
Reflective Area Type II Barricade	8" x 24" Top Panel 8" x 24" Bottom Panel	12" x 24" Top Panel 8" x 24" Bottom Panel
Usage	Type I or Type II Barricade	Safety Signage
Stencil	NONE	Recommended for Type I Only

## Plasticade® Type I and Type II Barricade



- ◆ Premium Plasticade Barricade
- ◆ Withstands repeated impacts
- ◆ Molded-in handles with mounting holes for attaching flashing lights
- ◆ "Click lock" hinges for a positive interlock in the open position
- ◆ Internal ballasting, up to 10 lbs. of sand
- ◆ Sandbag bar (for additional weight)
- ◆ White in Stock. Also available in Orange and Yellow.
- ◆ All grades of reflective sheeting available.
- ◆ Stacking lugs keep units from sliding when stacked
- ◆ MASH Passed and meets MUTCD Standards



RSPB1PPPL2WHH08  
TYPE II



RSPB1PPPL1WHH08  
TYPE I



RSPB1PPPL2WHH12  
TYPE II

Specifications	Standard	Additional Options Available
Body Color	White -or- Orange	Yellow
Reflectivity	HIP	ENG -or- DG
Reflective Area Type I Barricade	8" x 24" Top Panel	12" x 24" Top Panel
Reflective Area Type II Barricade	8" x 24" Top Panel 8" x 24" Bottom Panel	12" x 24" Top Panel 8" x 24" Bottom Panel
Usage	Type I or Type II Barricade	Sign Stand with Sign Sleeve Option -or- Safety Signage
Stencil	NONE	Recommended for Type I Only



Add a Sign Sleeve to use as a sign stand



Stenciling Available

## Omni™ A-Frame Type I & II Barricades

- ◆ Choose 1 of 6 Top Selling, Quick Ship A-Frame Leg and Board Kits.
- ◆ Perfect for crowd control and road closures.
- ◆ Omni™ A-Frame Leg accepts Plasticade® 1" x 8" Barricade Boards as the standard option, as well as, I-Beam Boards.



- ◆ Omni™ A-Frame legs are 20% heavier than the Plasticade® A-Frame barricade leg with a solid wall design.
- ◆ Omni™ A-Frame legs have stacking lugs for easy transportation and storage and a flashing light mounting receptacle.
- ◆ I-Beam Type I and II Barricade Kits are also available at [www.cpcsigns.com](http://www.cpcsigns.com)



### Omni™ A-Frame Type I Barricade Kits

All kits contain (2) Omni™ A-Frame Legs and (1) 1" x 8" x 8' High Intensity Reflective Barricade Board

Reflective Sides	Stripe Direction	TYPE I KIT CODES
Double-Sided	Left/Right	RSPBAPABK10996HD
Single-Sided	Left	RSPBAPABK10996HL
Single-Sided	Right	RSPBAPABK10996HR



### Omni™ A-Frame Type II Barricade Kits


All kits contain (2) Omni™ A-Frame Legs and (2) 1" x 8" x 8' High Intensity Reflective Barricade Boards

Reflective Sides	Stripe Direction	TYPE II KIT CODES
Double-Sided	Left/Right	RSPBAPABK20996HD
Single-Sided	Left	RSPBAPABK20996HL
Single-Sided	Right	RSPBAPABK20996HR

### Omni™ A-Frame Leg CODE: RSPBAPA200 Leg Sold Individually

Build a Custom Kit with Omni A-Frame Legs and 1" x 8" Barricade Boards of your choice, see page 83.

Reflective barricade boards using your town, school or team colors, available by custom order.



## Type III Barricades

## Telespar® Welded Riser Breakaway System Kits



## Kit #1 Welded Riser Design



- ◆ **Kit Code: RSPB3ZBUS1**
- ◆ (2) Two - 5' Telespar® Feet with 6" Welded Risers
- ◆ (2) Two - 5' Telespar® Uprights
- ◆ (1) One - Hardware Kit - Board to Square Post Upright

## Kit #2 Welded Riser Design with Quick Release Pins



- ◆ **Kit Code: RSPB3ZBUS1QR**
- ◆ (2) Two - 5' Telespar® Feet with 6" Welded Risers
- ◆ (2) Two - 5' Telespar® Uprights
- ◆ (1) One - Hardware Kit - Board to Square Post Upright
- ◆ (2) Quick Release Pins

- ◆ **Breakaway System Kits** allow quick removal of uprights from feet or bases for short term or permanent placement. **Barricade Boards**, Sold Separately on page 83.
- ◆ These kits are easy to assemble and replace parts, if necessary.
- ◆ The **Telespar® Square Posts** shape provides superior wind load capabilities and inhibits warping. Galvanized, hot rolled high carbon steel. Pre-punched mounting 7/16" holes. Upright accepts a flashing barricade light.

## Volcano Rubber Base Breakaway System Kits



## Kit #3 Volcano Base &amp; Telespar® Posts

- ◆ **Kit Code: RSPB3ZBUS2S**
- ◆ (2) Two - Volcano Bases
- ◆ (2) Two - 5' Telespar® Uprights
- ◆ (1) One - Hardware Kit - Board to Square Post Upright
- ◆ (2) Quick Release Pins

- ◆ **Breakaway System Kits** allow quick removal of uprights from feet or bases for short term or permanent placement. **Barricade Boards**, Sold Separately on page 83.
- ◆ These kits are easy to assemble and replace parts, if necessary.
- ◆ The **Telespar® Square Posts** shape provides superior wind load capabilities and inhibits warping. Galvanized, hot rolled high carbon steel. Pre-punched mounting 7/16" holes. Upright accepts a flashing barricade light.
- ◆ **Volcano Bases** are a durable, thick recycled rubber base with steel insert for square post attachment.
- ◆ **Power Posts** are lightweight and impact resistant square plastic posts that will never rust. Posts have universal pre-drilled mounting holes for Type III boards and flashing barricade lights.



## Kit #4 Volcano Base &amp; Power Posts

- ◆ **Kit Code: RSPB3ZBUS2P**
- ◆ (2) Two - Volcano Bases
- ◆ (2) Two - 5' 3" Power Post® Uprights
- ◆ (1) One - Hardware Kit - Board to Square Post Upright
- ◆ (2) Quick Release Pins

## Plasticade® Breakaway

- ◆ Collapsible, lies flat for storage and transport
- ◆ Available with 5 board lengths: 1" x 8" boards, 4', 6', 8', 10' or 12' long
- ◆ Easier to transport, install, and store than wood or steel Type III Barricades
- ◆ Accepts two flashing lights
- ◆ Boards are available sheeted (one or both sides) or unsheeted
- ◆ Barricades are sold in kits with hardware included or as component parts
- ◆ MASH Passed and meets MUTCD Standards



## Sentinel™

- ◆ Easy to assemble base consists of 2 pieces, upright and base, that snap together, no hardware required.
- ◆ Available with two board lengths: 1" x 8" boards, 4' or 6' long
- ◆ Boards can be purchased sheeted (on one or both sides) or unsheeted
- ◆ Base can be internally ballasted with sand, sandbags, or water in warmer climates
- ◆ MASH Passed and meets MUTCD Standards





# Type III Barricade Components

## Components & Accessories



### Angle Iron/ Telespar® Kits

The below components are also available as Kits. Kits include three barricade boards of your choice plus all the hardware needed for assembly.



**Angle Iron Uprights** with Angle Iron Feet  
**RSPB3ZBUZAIU(L/R)**  
1 (L) Left and 1 (R) Right Angle Iron Upright required per barricade



**Telespar® Uprights** with Angle Iron Feet  
**RSPB3ZBUZAIU**



**Telespar Foot 2"**  
14 Gauge w/6" Riser  
**RSPB3ZBUZTF**




**Plasticade Volcano Rubber Base**  
for 1.75" square post  
**RSPB3ZBUZRV**



**Plasticade Power Posts**  
**RSPB3ZBUZPPU**  
63" H | 1.75" tube  
**Telespar® Uprights**  
**RSPB3ZBUZTU60**  
60" H | 1.75" tube | 14 Gauge

Barricade Tape, see page 78.

**Crossmember Stabilizer Bar**  
1.75"/14 gauge  
for 8' Type III  
**RSPB3ZBUZTC70**



**T-Bracket**  
**RSPB3ZBUZTCHTB**

**Hardware Kit**  
for T-Bracket and Crossmember  
**RSPB3ZBUZTCHTBH**



**Quick Release Pin - 2"**  
**RSPB3ZBUZTFHQRP2**



**Board to Square Post Upright Hardware Kit**  
**RSPB3ZBUZSPUH**



SCAN QR codes with Smart Phone camera to view Stripes videos.

### About Stripes



"LEFT" Stripes begin at the upper left side and slope downward to the lower right.



**Orange** - Temporary Traffic Control  
**Red** - STOP or Prohibition (Permanent)



"RIGHT" Stripes begin at the upper right side and slope downward to the lower left.



- ◆ **RSPB3Z(XXX)S(X)M(S/D)(L/R)(OW/RW)6**
- ◆ 1" thick x 8" wide plastic boards: extruded hollow core with internal walls for strength and durability.
- ◆ **Length (XXX):** (048) 4' | (072) 6' | (096) 8' | (120) 10' | (144) 12'
- ◆ **Sheeting (X):** (H) High Intensity  
(E) Engineer Grade  
(D) Diamond Grade Sheeting
- ◆ **Sides (S/D):** (S) Single or (D) Double
- ◆ **Stripe Direction (L/R):** Right (R) or Left (L) or omit if (D) Double-Sided
- ◆ **Colors (OW/RW):** (OW) Orange/White  
(RW) Red/White - not available in Diamond Grade

Sold separately from Breakaway Kits #1-4



Barricade Board	
<b>Length</b>	8' (96")
<b>Reflective Sides</b>	1 - Single Sided
<b>Reflectivity</b>	HIP
<b>Stripe Direction</b>	6" Left or Right Stripe
<b>Stripe Color</b>	Orange & White
<b>Stencil</b>	NONE

## Color Matched Pedestrian and Crowd Control Boards



- ◆ Reflective barricade boards using your town, school or team colors, available by custom order.
- ◆ Examples of color combinations shown. Request your specific colors when ordering.
- ◆ Barricade components including feet, bases, uprights and hardware, sold separately from barricade boards.



0  
DAYS

# Construction Work Zone Signs



CWZ Signs can be ordered with  
**500 ft (05)**  
**1000 ft (10)**  
**1500 ft (15)**  
**1/2 mile (5M)**  
**1 mile (1M)**  
**Ahead (AH)**  
**\_\_\_00 FT (F)**  
 (Blank Space) (B)  
 Example:  
**S4848W202(AH)(X)AC**

Huge Selection\*  
**IN STOCK**  
**READY TO**  
**SHIP SIGNS**



S3030W202(X)(X)AC  
 S3636W202(X)(X)AC  
 S4848W202(X)(X)AC



S3030W203(X)(X)AC  
 S3636W203(X)(X)AC  
 S4848W203(X)(X)AC



S3030W204(X)(X)AC  
 S3636W204(X)(X)AC  
 S4848W204(X)(X)AC



S3030W205L(X)(X)AC  
 S3636W205L(X)(X)AC  
 S4848W205L(X)(X)AC



S3030W205R(X)(X)AC  
 S3636W205R(X)(X)AC  
 S4848W205R(X)(X)AC



S3030W213(X)(X)AC  
 S3636W213(X)(X)AC  
 S4848W213(X)(X)AC



S3030W201(X)(X)AC  
 S3636W201(X)(X)AC  
 S4848W201(X)(X)AC



S3030W217(X)(X)AC  
 S3636W217(X)(X)AC  
 S4848W217(X)(X)AC



S3030W205AL(X)(X)AC  
 S3636W205AL(X)(X)AC  
 S4848W205AL(X)(X)AC



S3030W205AR(X)(X)AC  
 S3636W205AR(X)(X)AC  
 S4848W205AR(X)(X)AC



S3030W215BL(X)(X)AC  
 S3636W215BL(X)(X)AC  
 S4848W215BL(X)(X)AC



S3030W215BR(X)(X)AC  
 S3636W215BR(X)(X)AC  
 S4848W215BR(X)(X)AC

\*Call customer service for current availability. 48" Signs Must Ship Truck Line.



Reverse Curve Left  
 S4848W14L(X)AC



Reverse Curve Right  
 S4848W14R(X)AC




Merge Left  
 S4848W41L(D)AC




Merge Right  
 S4848W41R(D)AC



Lane Reduction Left  
 S4848W42L(X)AC



Lane Reduction Double  
 S4848W42D(X)AC



Lane Reduction Right  
 S4848W42R(X)AC



S4836W143(X)AC



Flagman Symbol  
 S3030W207(X)AC  
 S3636W207(X)AC  
 S4848W207(X)AC



SLSZNONW207B4848(X)AC



S3030W34(X)AC  
 S3636W34(X)AC  
 S4848W34(X)AC



Men Working Symbol  
 S3030W211(X)AC  
 S3636W211(X)AC  
 S4848W211(X)AC



S3030W811(X)AC  
 S3636W811(X)AC  
 S4848W811(X)AC



S3030W812(X)AC  
 S3636W812(X)AC  
 S4848W812(X)AC



S3030W93(X)AC  
 S3636W93(X)AC  
 S4848W93(X)AC



S3030W215(X)AC  
 S3636W215(X)AC  
 S4848W215(X)AC



S2424W211B(X)AC  
 S3030W211B(X)AC  
 S3636W211B(X)AC  
 S4848W211B(X)AC



S3030W211C(X)AC  
 S3636W211C(X)AC  
 S4848W211C(X)AC



S3030W212(X)AC  
 S3636W212(X)AC  
 S4848W212(X)AC



S3030W212T(X)AC  
 S3636W212T(X)AC  
 S4848W212T(X)AC



S3030W215AL(X)AC  
 S3636W215AL(X)AC  
 S4848W215AL(X)AC



S3030W215AR(X)AC  
 S3636W215AR(X)AC  
 S4848W215AR(X)AC



S3030W216(X)AC  
 S3636W216(X)AC  
 S4848W216(X)AC




S3030W221(X)AC  
 S3636W221(X)AC  
 S4848W221(X)AC



S3030W241(L)(X)AC  
 S3636W241(L)(X)AC  
 S4848W241(L)(X)AC



S3030W241A(R)(X)AC  
 S3636W241A(R)(X)AC  
 S4848W241A(R)(X)AC



S3030W241B(R)(X)AC  
 S3636W241B(R)(X)AC  
 S4848W241B(R)(X)AC



S1818W131P10(X)AC  
 S2424W131P10(X)AC



S1818W131P15(X)AC  
 S2424W131P15(X)AC



S1818W131P20(X)AC  
 S2424W131P20(X)AC



S1818W131P25(X)AC  
 S2424W131P25(X)AC



S1818W131P30(X)AC  
 S2424W131P30(X)AC



S1818W131P35(X)AC  
 S2424W131P35(X)AC



S1818W131P40(X)AC  
 S2424W131P40(X)AC



S1818W131P45(X)AC  
 S2424W131P45(X)AC

0  
DAYS

## Replacement Requirements\*

Work Zone signs should only be used in "new" or "like new" condition and replaced immediately if missing, damaged or deteriorated. While they are temporary signs, condition is extremely critical because travel through work zones can be hazardous with unexpected or unusual conditions.

\*Maintenance of Signs and Sign Support: FHWA-SA-09-025

## Are Your Signs Bright Enough?

All Ground Mounted Warning Signs MUST be Type II Reflective or better. All Roll-Up Signs used at night MUST be retro-reflective. To stay in compliance with the MUTCD, we recommend using:

**3M** Fluorescent Orange VIP or Orange HIP for all **Work Zone Signs** for the best overall value and warranty included.

**Fluorescent Orange  
VIP**

**Orange  
HIP**

CONSTRUCTION WORK ZONE



3M™ MCS™  
Warranty







# "Crashworthy" Barricade Signs

0  
DAYS

## Substrates (S):

(M3) ACM (radius corners & holes)

(A) .080" Aluminum (radius corners & holes)

(C04) 4MM Coroplast (straight corners)

(C10) 10MM Coroplast (straight corners)

## 3M Reflective Sheeting (X):

(3) DG3 Diamond Grade Cubed

(D) VIP Diamond Grade

(H) High Intensity Prismatic

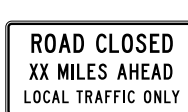
- ACM and Coroplast Signs are crashworthy when mounted on a Type III Barricade.
- Popular legends shown, available in all 4 substrates. Call customer service for custom legends.



S4830R112(X)(S)



S6030R113AM(X)(S)



S6030R113AB(XX)(H)A



S6030R114(X)(S)




S1824W18(X)(S)C  
S2430W18(X)(S)C



S4830R112B(X)(S)



S6030R113CM(X)(S)



S6030R113B(XX)(H)A



S4830R112C(X)(S)



S3618W17(X)(S)C  
S4824W17(X)(S)C



S4830R112L(X)(S)



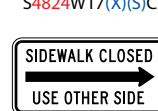
S4830R112S(X)(S)



S2412R99(X)(S)



S2412R911A(L/R)(X)(S)



S2412R910A(L/R)(X)(S)



S4818M410(L)(X)(S)C



S2412M48(X)(S)C



S3618G201B(X)(S)C  
S4824G201B(X)(S)C  
\*Specify miles



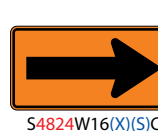
S3024M49B(X)(S)C



S3024M49U(X)(S)C



S2418M48A(X)(S)C



S4824W16(X)(S)C



S3618G202(X)(S)C  
S4824G202(X)(S)C



S2412M48B(X)(S)C

## ACM Sheets



- 3MM Aluminum Composite Material (ACM) is made of two sheets of .021 Aluminum bonded to a thermoplastic core.
- ACM's flat rigid surface and weather resistance ensures long-term performance and durability.
- ACM is lightweight at only .8 lbs per sq ft

RBACM3MM4896WHAL - 48" x 96"



S3024M49B(L)(X)(S)C



S3024M49(L)(X)(S)C



S4836E52A(X)(S)C



S0824OM3(L/R)(H)AC



S3024M49A(L)(X)(S)C



S3024M49C(L)(X)(S)C



S4836E52(X)(S)C

## Temporary CWZ Roll-Up Signs

0  
DAYS

**Standard Roll-Up Sign Ribs SOLD Separately.** A large variety of standard MUTCD legends via drop ship directly from the manufacturer thru trusted and reliable business partnerships.

**Choose Sign Options: RMS(XX)(LEGEND)(L/R)(D)(M)**

- Size (XX):** (36) 36" | (48) 48"
- Legend:** Include Left or Right (L/R) or Distances (D) : as required:  
• 500 ft (05) • 1000 ft (10) • 1500 ft (15) • 1/2 mile (5M) • 1 mile (1M) • Ahead (AH)
- Sign Types and Material (M):**  
(D) 3M Diamond Grade | Standard Vinyl Pockets | Ribs Sold Separately  
(H) 3M High Intensity | Standard Vinyl Pockets | Ribs Sold Separately  
(N) Econo Mesh Non Reflective | Standard Vinyl Pockets | Ribs Sold Separately  
(CSD) Marathon Diamond Grade | Compact Wrap & Roll System  
(CSH) Super Brite High Intensity | Compact Wrap & Roll System
- Compact Wrap & Roll Signs** are part of a Premium Space Saving System that come pre-installed with hinged, integrated cross bracing to work in conjunction with the **MDI Compact Sign Stand-RPOTCS23612DLK** and a **Carrying Case** to hold one collapsed Sign and the Stand. The sign is already latched into the stand allowing deployment in mere seconds!
- Call Customer Service for more info.

**Standard Roll-Up Sign Ribs SOLD Separately.**  
Heavy Duty Ribs available upon request.

RMSR(36/48)

(36) 36" or (48) 48"  
Roll-Up Sign Ribs



**Premium Compact Wrap & Roll Shown Below**

LEGEND	
W34	Be Prepared To Stop
W221	Blasting Zone
W202AH	Detour Ahead
W207AAH	Flagger Ahead
W207	Flagger Ahead Symbol
W207BAH	Flagman Ahead
W42(L/R)	(Left/Right) Lane Ends Merge Symbol
W205(L/R)(D)	(Left/Right) Lane Closed (Distance)
W211D	Litter Crew Ahead
W211B	Men Working
W211C	Mowers Ahead
W204AH	One Lane Road Ahead
W201(D)	Road Work (Distance)
W203	Road Closed
W203AH	Road Closed Ahead
W213AH	Road Machinery Ahead
SWC	Sheriff's Work Crew
W216AH	Survey Crew Ahead
W214TAH	Tree Work Ahead
W414	Trucks Entering Highway
W217(D)	Utility Work (Distance)
W211AAH	Workers Ahead
W218AH	Work Area Ahead
W211	Workers Symbol

Quantity Discounts Available




CONSTRUCTION WORK ZONE





## Partially Finished Fluorescent Orange Diamond Grade Signs



Border Blank  
S3636BOBKOR(D)ACD  
S4848BOBKOR(D)ACD

Complete the partially finished signs in your sign shop by adding standard or custom legends or number in blank space, as appropriate.



7" D Series  
S4848W201F(D)AC



S1818W131PB(D)AC  
S2424W131PB(D)AC  
S3030W131PB(D)AC



S3618G201B(D)AC  
S4824G201B(D)AC



S4848W92B(D)AC



Double Faced  
SPLW205RL36(D)AC  
SPLW205RL48(D)AC

- ◆ Use Left/Right Double Faced plaque in blank space to complete Lane Legends.
- ◆ **For use on Base Sign Size:**  
(36) 16" x 6" for use on 36" Sign  
(48) 20" x 7" for use on 48" Sign
- ◆ Plaques have no holes or corner radius.



S3636W205BB(D)AC  
S4848W205BB(D)AC



S3636W205BAH(D)AC  
S4848W205BAH(D)AC



S3636W205B05(D)AC  
S4848W205B05(D)AC



S3636W205B15(D)AC  
S4848W205B15(D)AC



S3636W205B10(D)AC  
S4848W205B10(D)AC



S3636W205B5M(D)AC  
S4848W205B5M(D)AC



S3636W205B1M(D)AC  
S4848W205B1M(D)AC



Double Pavement Transition  
S3636W42D(D)AC  
S4848W42D(D)AC

Use the Straight Line Plaque with the Double Pavement Transition sign to create 3 options in pavement transitions; left lane, right lane and double lane transitions.



Straight Line Plaque  
SPLW42D36(D)AC  
SPLW42D48(D)AC



48" x 16" Plaque  
for 48" x 60" Speed Limit Sign  
BA080(D)OR4816BM  
More sizes available, see page 15

## Interchangeable Overlay Plaques for Base Signs

Interchangeable Overlay Plaques give the ability to change the message of MUTCD Legends W20-1, W20-3 & W21-7.

### Interchangeable Overlay Plaques

ROAD  
STREET  
UTILITY

Line 1

WORK  
CLOSED

Line 2

AHEAD  
500 FT  
1000 FT  
1500 FT  
1/2 MILE

Line 3

- ◆ **PRODUCT ID:** SPLW201(XX)(L)(S/D)(X)AC
- ◆ **For use on Base Sign Size (XX):** (36) 36" x 36" | (48) 48" x 48"
- ◆ **Line (L):** (1) ROAD, STREET, UTILITY  
(2) WORK, CLOSED | (3) AHEAD, 500 FT, 1000FT, 1500FT, 1/2 MILE
- ◆ **Sides (S/D):** (S) Single-Faced | (D) Double-Faced
- ◆ **Reflective Sheeting (X):** (D) VIP Diamond Grade <sup>TOP</sup> TOP SELLER  
(3) DG3 Diamond Grade Cubed | (H) High Intensity Prismatic
- ◆ **Substrate:** .080" Aluminum
- ◆ Plaques have no holes or corner radius.

### Base Signs



W20-1AH



W20-3AH



W21-7AH

- ◆ **PRODUCT ID:** S(XXXX)(L)(X)AC
- ◆ **Base Sign Size (XXXX):** (3636) 36" x 36" | (4848) 48" x 48"
- ◆ **Legend (L):** (W201AH) ROAD WORK AHEAD  
(W203AH) ROAD CLOSED AHEAD | (W217AH) UTILITY WORK AHEAD
- ◆ **Reflective Sheeting (X):** (D) VIP Diamond Grade <sup>TOP</sup> TOP SELLER  
(3) DG3 Diamond Grade Cubed | (H) High Intensity Prismatic
- ◆ **Substrate:** .080" Aluminum
- ◆ **Standard Specifications:** Punched and Radiused to meet MUTCD standards.  
36" x 36" Signs: (2) 3/8" holes punched at top and bottom for 1 post mount.  
48" x 48" Signs: (4) 3/8" holes punched at top and bottom for 2 post mount.

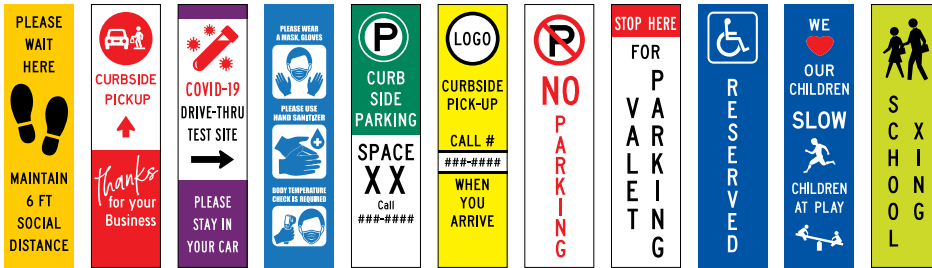


# Gemstone Vertical Panel Messaging Systems

- ◆ **Body Colors:** Orange, White or Black
- ◆ **Body Size:** 15.4" W x 45" H
- ◆ **Weight:** 4 lbs.
- ◆ **Sign Legend:** We can turn any standard or special legend sign into a vertical panel message system or customize your message with the help of our skilled art department.
- ◆ **Sign Size:** 8" wide x 36" high sign fits into recessed panel on body.
- ◆ Oversized handle with comfort grip.
- ◆ Flashing light mounting receptacle. Lights, Sold Separately.
- ◆ **Compatibility:** For use with Gemstone Vertical Panel Bases, Sold Separately.
- ◆ **BASE PRODUCT ID:** RSPCVZBASE(XX)
- ◆ **Weight/Size (XX):**  
(20) 20 lbs. | 20.25" x 20.25"  
(30) 30 lbs. | 20.25" x 28.25"
- ◆ Solid recycled rubber bases with carrying handles.



Examples of some of the many sign legend options:



Systems are ideal for social distancing guidance, restaurants, retail stores, parking lots, schools, churches, or business applications.

# Plasticade Safety Signage



Easy-Fold Sandwich Boards are a great option for Temporary Traffic Control when ease of use and portability are a must.

- ◆ Choose from 3 sizes and 3 body colors: White, Yellow or Orange
- ◆ 51 Standard Legends; Custom Legends also available.
- ◆ Hassle-free, guaranteed, professional application available on legends.
- ◆ Available as a blank, single or double sided.
- ◆ **Sheeting:** (H) High Intensity or (3) Diamond Grade Cubed or (E) Engineer Grade Prismatic
- ◆ **School Zone Sheeting:** Flo-Yellow Green Diamond Grade Cubed (3)
- ◆ May be internally ballasted with sand.

## Narrowcade®

Holds signs 12"W x 24"H  
Dimensions: 45"H x 13"W  
Item #C165 Weight: 11 lbs.

## Minicade®

Holds signs 12"W x 24"H  
Dimensions: 36"H x 13"W  
Item C155 Weight: 10 lbs.

## Signicade®

Holds signs 24"W x 36"H  
Dimensions: 45"H x 25"W  
Item C130 Weight: 18 lbs.

Specifications	Standard	Additional Options Available
Colors	White	Orange or Yellow
Reflectivity	HIP	3
Usage	Barricade and Vertical Panel	Safety Signage

C130 -or- C155 -or- C165	(X1) ↓ LEGEND SIDE 1	(X2) ↓ LEGEND SIDE 2	H -or- E -or- 3 ↓ REFLECTIVE OPTION
STAND OPTION			

CODE	LEGEND/COLOR SCHEME	CODE	LEGEND/COLOR SCHEME	CODE	LEGEND/COLOR SCHEME	CODE	LEGEND/COLOR SCHEME
1005	10 MPH	1049	EXIT →	1102	PARKING LOT CLOSED	1162	STOP
1006	15 MPH	1016L	LEFT ARROW	1104	PARKING LOT FULL	1164	STOP FOR PEDESTRIANS IN CROSSWALK
1007	20 MPH	1016R	RIGHT ARROW	1120	ROAD CLOSED	1170	STOP POLICE CHECK POINT
1133	SLOW - Vertical	1073	← KEEP LEFT	1080	LANE CLOSED	1142	SLOW POLICE CHECK POINT AHEAD
1443	SLOW - Horizontal	1074	KEEP RIGHT →	1092	NO LEFT TURN	1177	STOP SOBRIETY CHECK POINT
1465	SLOW WORK ZONE AHEAD	1043	← DETOUR	1095	NO RIGHT TURN	1150	SLOW SOBRIETY CHECK
1147	SLOW SCHOOL ZONE AHEAD	1044	DETOUR →	1084	MEN WORKING	1148	SLOW SHERIFF CHECKPOINT
9278	SCHOOL CROSSING	1046	DO NOT ENTER	1086	MOWING AHEAD	1134	SLOW ACCIDENT AHEAD
1126	SCHOOL ZONE 10 MPH	1061	FUNERAL NO PARKING	1180	SURVEY CREW AHEAD	1136	SLOW EMERGENCY AHEAD
1127	SCHOOL ZONE 15 MPH	1093	NO PARKING	1190	TREE WORK AHEAD	1140	SLOW PEDESTRIAN CROSSING
1128	SCHOOL ZONE 20 MPH	1098	← PARKING	1191	UTILITY WORK AHEAD	1200	LEFT BARRICADE
1091	← NO EXIT	1099	PARKING →	1196	FLAGMEN AHEAD	1210	RIGHT BARRICADE
1048	EXIT	1100	↑ PARKING	1198	RESERVED		

# Barriers & Barricades



## Strongwall ADA Pedestrian Barricade



Use Strongwall to create ADA compliant walkway



- ◆ MASH Passed, meets or exceeds ADA Guidelines and MUTCD Standards, no trip hazard for pedestrians
- ◆ Linking sections fit together securely
- ◆ Top Wall - rugged polyethylene
- ◆ Bottom Base - 43 lbs. self weighted black base with carry handle. Stable in windy conditions, no sandbags needed!
- ◆ Modular system can be shaped to any layout and is quick and easy to install
- ◆ Anti-tamper linking system - difficult for unauthorized personnel to dismantle when linked
- ◆ Compact stacking lowers transport costs
- ◆ Available in orange or white with or without retro-reflective sheeting.



Single Section w/Base  
43" L x 15.5" w x 38" H  
Weight: 51 lbs.



**RSPCSWPSZB**  
Base Dimensions  
40.4" L x 15.5" W x 12" H

**RSPCSWPSAW**

**RSPCSWPSAO**

ADA  
Compliant

Sheeting  
Area: 6" x 30"  
on both sides

Specifications	Standard	Additional Options Available
Color	Orange	White -or- Alternating Orange & White
Reflective Sides	2	1 on pedestrian side -or- 1 on outside
Reflectivity	NONE	HIP -or- ENG
Use of water or sand bags for stabilization	NONE: the base design eliminates the need	Fillable with up to 33 lbs of water

Sheeting Area  
48" x 8" on both sides

## Plasticade Water Filled Barricade System



- ◆ Durable construction, impact resistant.
- ◆ Conforms to any roadway design, can turn 90 degrees - linked units secured with connector pin - quick assembly and breakdown.
- ◆ Lightweight - no heavy machinery needed for installation
- ◆ Stackable for transport and storage
- ◆ Can be moved while filled with water
- ◆ Accepts standard warning lights
- ◆ Accepts optional fence panels 54" W fencing with 8' H - 3" diameter posts
- ◆ MASH Passed and meets MUTCD Standards
- ◆ Uses: Block off Work Zone Areas from workers and public; Provides visual pathway for vehicles and pedestrians; Perimeter security; Crowd Control



Single Section  
60" L x 36" H | Weight Empty: 50 lbs. | Weight Filled: 683 lbs.

Specifications	Standard	Additional Options Available
Color	Orange or White	NONE
Reflective Sides	2	No Reflective
Reflectivity	HIP	NONE -or- ENG
Use of water or sand bags for stabilization	NONE	Fillable with sand or up to 72 gallons of water

## Crowdcode Control Barrier

Sheeting Area 5.5" x 51" on both sides


- ◆ Linking bracket accommodates various configurations - units pivot on bracket and adjust to uneven ground
- ◆ Easy stacking, no tangling of feet that rotate flat for stacking
- ◆ Panels on both sides for retro-reflective sheeting
- ◆ Holes for signs to be affixed
- ◆ Sturdy, durable - thick, double wall panel



Single Section w/Feet  
74" L x 39.5" H Weight: 32 lbs.  
**RSPCPCOR6 - Orange**  
**RSPCPCWH6 - White**

## Crowdcode Deluxe Control Barrier

- ◆ Double locking hooks accommodate various configurations - units pivot on hooks and adjust to uneven ground
- ◆ Stands up to large crowds with steel legs integrated with barricade panel to prevent top-over.
- ◆ Unique Quick-Change™ system makes it easy to insert signs
- ◆ Sturdy and extra durable - Feels as solid as steel, but won't rust - 50% thicker double wall panel, prevents warping or bending. (when compared to Crowdcode)



Single Section w/Feet  
86.25" L x 42" H Weight: 51 lbs.  
**RSPCPCOR7 - Orange**  
**RSPCPCWH7 - White**



## Safegate Manhole Guard

**RSPCSCB5GMG**



Single Unit  
29.5" L x 39.4" H  
Weight: 4.4 lbs.

- ◆ Ideal for Utility Work
- ◆ Non-conductive (dielectric), no metal used
- ◆ Great for protecting any area requiring temporary restriction of access
- ◆ Hinged clips make it easy to configure sections into rectangles of various sizes - locking clamp to be used for straight sections
- ◆ Folds up for storage and sets up quickly
- ◆ Carry handles for transport
- ◆ Longer life than metal, replacement sections available
- ◆ Available in yellow



## Trench Covers & Curb Ramps

• Lighter than Steel • Stronger than Wood • Anti-Slip Surface • Deters Metal Thieves •



### Trench Covers - 27" or 35"

- ◆ Two sizes - designed to cover trenches up to 27" or 35".
- ◆ Takes the vehicle weight up to 4,410 lbs.
- ◆ Beveled edge prevents tripping
- ◆ Molded from a single piece of fiberglass composite - underside has ribbed framework for added strength
- ◆ Recommended bolting to road surface



#### Specifications

Traffic Type	Vehicle & Pedestrian	Pedestrian Only
	27" Trench Cover 35" Trench Cover Road Plate	Ped Trench Cover SafeKerb Ramp
Trench Widths	Up to 27" Wide	Up to 35" Wide
	27" Trench Cover 35" Trench Cover Road Plate Ped Trench Cover	35" Trench Cover Road Plate
Vehicle Weight Limit	Up to 4,410 Lbs	Up to 14,520 lbs per wheel
	27" Trench Cover 35" Trench Cover Road Plate	Road Plate



### SafeKerb Ramp

- ◆ Adapts to curb heights from 3" to 6.3"
- ◆ Withstands loads up to 553 lbs.
- ◆ Raised sides prevent vehicle run off
- ◆ Molded from high density polyethylene
- ◆ Stacks for transport and storage
- ◆ Bolt to road and walkway surface for added stability



### Pedestrian Trench Cover

- ◆ Pedestrians Only - takes up to 553 lbs.
- ◆ Covers trenches up to 27.5"
- ◆ Smooth rubber edge greatly reduces tripping hazard
- ◆ Resists sliding, no need to bolt down - flexible material which grips the surface underneath

### Road Plate

- ◆ Easy to install modular system with no special equipment needed, weighs 97 lbs. per section
- ◆ Tested to vehicle weights of 96,800 lbs - Single wheel load, 14,520 lbs.
- ◆ No rust or corrosion
- ◆ Long lasting polymer material
- ◆ No "rattle" from crossing vehicles
- ◆ Design slows traffic for increased safety
- ◆ Features "Drop Pins" that increase stability - pins protrude into trench preventing lateral movement of plate
- ◆ Steel linking brackets lock sections together
- ◆ End sections must be bolted to ground in order to lock unit into position
- ◆ Stacks securely for transportation and storage

CONSTRUCTION WORK ZONE

## Safety Vests

### Economy Safety Vest

ANSI/ISEA 107-2015 Class 2

RSAGV2EOSDVM(XX)N Orange

RSAGV2ELSDVM(XX)N Lime

Zipper Closure Vest with Reflective Striping.

RSAGV2EOSDZM(XX)N Orange

RSAGV2ELSDZM(XX)N Lime

Hook & Loop Closure Mesh Vest with Reflective Striping.

Specify Size (XX)  
(L), (XL), (2X)



### Two-Tone Safety Vests

ANSI/ISEA 107-2010 Class 2

RSAGV2SLSDZM(XX)N - Lime

RSAGV2SOSDZM(XX)N - Orange

Hook & Loop Closure, Reflective Striping, Contrasting Trim & 1 Upper Left Front Pocket and 1 Lower Right Inside Pocket.

Specify Size (XX)  
(M) fits M, (L) fits L,  
(XL) fits XL, (2X) fits 2XL



### Premium Safety Vest

ANSI/ISEA 207-2006 Class 3/Type R

RSAGV35PBLSSZM(XX)N - Lime

5-Point Breakaway with Zipper Front Closure, Reflective Stripes, Contrasting Trim, 2 Upper Outside Pockets and 2 Lower Inside Pockets.

Specify Size (XX):  
(ML) fits M-L,  
(XL2X) fits XL-2XL  
(3X5X) fits 3XL-5XL



2023 | Catalog#16

## Work Zone Sign Stands

**30TRI Tri-pod Stand**

RPOTTCE30TRI - Universal Brackets

NO Spring

- ◆ For use with 36" or 48" Roll-Up or Rigid Signs in no wind to low wind speed conditions on low volume, rural or 2-lane roads.
- ◆ 16 GA steel construction with a powder coat orange finish.
- ◆ Above Grade Clearance of 12".
- ◆ Folded Dimensions: 62" x 4.5" x 3"
- ◆ Open Footprint: 46" x 60"
- ◆ Weight: 12 lbs.

**SZ412 Compact Stand**

NO Spring

RPOTTCRSZ412 - Auto-Latch  
RPOTTCRSZ412UB - Universal Bracket

- ◆ For use with 36" Roll-Up Signs in no wind to low wind speed conditions on low volume, rural or 2-lane roads.
- ◆ Above Grade Clearance of 12".
- ◆ Less than 1 cubic foot when stored.
- ◆ Weight: 20 lbs.

**WM5012SS Compact WindMaster® Stand**

- ◆ For use with 36" & 48" Roll-Up Signs in no wind to high wind speed conditions on low volume, rural or 2-lane roads.
- ◆ Above Grade Clearance of 12".
- ◆ Requires 1 cubic foot of storage space.
- ◆ Weight: 20 lbs.

Screw Lock

RPOTTC51WM5012SS



Single Spring

**WM4818K Mid-Size Stand**

WindMaster® RPOTTC52WM4818(KX)

- ◆ Above Grade Clearance of 18".
- ◆ Weight: 32 lbs.

- ◆ For use with 36" & 48" Roll-Up and Rigid Signs in no wind to high wind speed conditions on low to medium volume, 2 or 4-lane roads. 3 Flag holder included.



Dual Springs

K1 - Roll Up  
K2 - Rigid  
K3 - Dual**Full-Size Stand**

- ◆ For use with 36" & 48" Roll-Up and Rigid Signs in no wind to high wind speed conditions on low to high volume, 2 or 4-lane roads.

RPOTTC52SZZROLLUPB  
Roll-Up Bracket

Dual Springs

RPOTTC52SZ4602S (5'/60")  
RPOTTC52SZ4842S (7'/84")

2 Sizes:

- ◆ Above Grade Clearance of 5'/60"  
Weight: 42 lbs. | 48 lbs. w/rigid assembly
- ◆ Above Grade Clearance of 7'/84"  
Weight: 44 lbs. | 50 lbs. w/rigid assembly

Add-On  
Roll-Up  
Bracket**Median Barrier Clamp**

- ◆ For use with 36" & 48" Roll-Up and/or Rigid Signs in no wind to high wind speed conditions.



- ◆ WindMaster® dual springs and telescoping upright.
- ◆ Attaches firmly to median barrier with four, screw-in T-handle spikes.
- ◆ 3-Flag Holder included, flags sold separately.

RPOTTCMBCSA114818K2 - Rigid Sign Holder | 5"-11" Clamp Range | 40.85 lbs.  
RPOTTCMBCSA114818K3 - Rigid/Roll-up Sign Holders | 5"-11" Clamp RangeRPOTTCMBCSA154818K2 - Rigid Sign Holder | 9"-15" Clamp Range  
RPOTTCMBCSA154818K3 - Rigid/Roll-up Sign Holders | 9"-15" Clamp RangeSafety  
Flags  
see p. 91**Zephyr Stand**

- ◆ For use with 36" & 48" Roll-Up Signs in no wind to low wind speed conditions on low volume, rural or 2-lane roads.
- ◆ Above Grade Clearance of 12".
- ◆ Recycled rubber base folds to 4" high & has stacking lugs for easy transport & storage.
- ◆ Molded in carrying handles.
- ◆ Weight: 38 lbs.

RPOTTCR26000USH - Universal Bracket





## Barricade Lights



### Type A, C, and 3 Way

- ◆ Flasher, steady burn & OFF
- ◆ "D" cell
- ◆ High efficiency LED bulbs
- ◆ Redesigned rugged and durable case

**RSPBL3LDYY** Yellow Lens  
**RSPBL3LDYR** Red Lens



### Type A, C, and 3 Way Solar Assist LED

- ◆ Flasher, steady burn, and OFF
- ◆ 3 Volt high efficiency lights
- ◆ LED bulbs
- ◆ Internal solar panels trickle charge "D" cell alkaline batteries to give a superior long lasting more reliable power source.

**RSPBL3LDYYSA** Yellow Lens



### Type B Solar LED

- ◆ Daytime Use
- ◆ High Intensity Flashing
- ◆ LED bulbs
- ◆ Power Options: Solar panel trickle charges "D" Cell -or- Fully Solar Power Battery

**RSPBLBL3YYSA** Yellow Lens | D Cell Solar  
**RSPBLBL3RYSA** Red Lens | D Cell Solar  
**RSPBLBLSYY** - Yellow Lens | Fully Solar



### Type A & C Solar LED

- ◆ 4-5 year expected life.
- ◆ LED bulbs
- ◆ True Solar Powered light with rechargeable NiMH rechargeable battery included

**RSPBL3LSYY** Yellow Lens  
**RSPBL3LSRY** Red Lens



### Type B LED

- ◆ Detachable lens available upon request
- ◆ 6 Volt battery
- ◆ LED bulb

**RSPBLBL6YY** Yellow Lens  
**RSPBLBL6RY** Red Lens

## Safety Flags



**RSPFLAGVINYL1824**  
18x18 • 24" dowel

**RSPFLAGMESH1824**  
18x18 • 24" dowel  
**RSPFLAGVINYL2436**  
• 24x24 • 36" dowel

- ◆ 18" or 24" Fluorescent Red/Orange vinyl coated nylon or mesh available
- ◆ 24" flag required for flagging operations
- ◆ 18" or 24" flag suitable to mount above a traffic control sign or device
- ◆ 3/4" wood dowels



## Barricade Light Brackets

- ◆ Brackets allow proper alignment of light
- ◆ I.T.E. Specifications require the lights to be mounted with base of the light perpendicular to the ground line
- ◆ Brackets line the light to requirements and have positive stops to eliminate rotation!



**RSPBLZHBRBARRIERL**  
**Barrier L**  
**Mounting Bracket**



**RSPBLZHBR1276**  
**Center Mounting Bracket**

**RSPBLZHBR1278L**  
**Left Side**  
**Mounting Bracket**



**RSPBLZHBR1277**  
**Z Mounting Bracket**  
(Not for Diamond Shaped Signs)

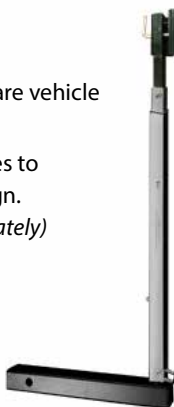
**RSPBLZHBR1278R**  
**Right Side**  
**Mounting Bracket**



## Vehicle Mount Sign Holders

### Vehicle Hitch Mount Sign Holder

- ◆ Transforms standard 2" square vehicle hitches into a sign holder.
- ◆ Universal screw lock attaches to fiberglass rib on a roll-up sign. (Roll-up Signs are Sold Separately)
- ◆ Ideal for rolling crews.
- ◆ Weight: 8 lbs
- ◆ Product ID: RPOTTL5A43921



### SMV Emblem

**RV55MV10H** Aluminum ASAE/ANSI approved  
**RV55MV10** Aluminum | **RV55MV20** Decal



**RV55CT983320250**

### Conspicuity Tape

- ◆ 2" x 50 yds with red and white pattern repeats
- ◆ Meets all requirements for marking vehicles



**S3618G204(X)AC**



## STOP/SLOW Hand Paddles

**SAVE MONEY** by purchasing one of our Economy, Premium or EZ Connect Hand Paddle Kits.

Custom Hand Paddles available by purchasing individual components of your choice. Use the Customized Easy Order Checklist below to build a hand paddle to your specifications. Paddles are universally punched to accept all handle types in this catalog.

Use STOP/STOP Hand Paddles in School Zones, and STOP/SLOW Hand Paddles at Events, for Incident Management, or in Construction Work Zones.

**ALL  
Handles &  
Staffs come  
with standard  
hardware**

### Customized Easy Order Checklist

#### ① Paddle Material

Aluminum: ☐.040" ☐.080"  
ABS Plastic: ☐.125"

#### ② Reflective Type

- ☐ (DH) Fluorescent Orange  
Diamond Grade &  
High Intensity Prismatic
- ☐ (D3) Fluorescent Orange  
Diamond Grade &  
Diamond Grade Cubed
- ☐ (H) ALL High Intensity Prismatic
- ☐ (E) ALL Engineer Grade
- ☐ (B) Non-Reflective

#### ③ Legend

☐ STOP/SLOW ☐ STOP/STOP  
(School Zone)

#### ④ Paddle Size

☐ 18" x 18" ☐ 24" x 24"

#### ⑤ Handle Type and Size

Galvanized Steel: ☐ 10" ☐ 18"  
Wood: ☐ 12" ☐ 18"  
Gray PVC Plastic: ☐ 18" (12" Grip Area)

#### ⑥ 4.5" Vynafoam Grip

☐ None  
☐ YES (for conduit handle only)

#### ⑦ Staff Size and Type

☐ None ☐ 60" ☐ 72"  
☐ Galvanized Steel Conduit  
☐ Wood  
☐ Gray PVC Plastic -  
must use with 18" PVC handle - the  
PVC handle and staff have been matched  
together and tested for a good fit.

#### ⑧ Shipping Requirement

☐ Unassembled - Recommended  
☐ Assembled - oversized freight charges  
may apply and freight damage is more  
likely to occur.

**ALL handles and staffs  
include appropriate hardware**





**OPTIONAL**  
foam grip  
for conduit  
handles

**Vynafoam Grip  
HPZFOAMGRIP**

- ◆ Use on Conduit Paddle Handles
- ◆ Color: Black • Size: 3/4" diameter x 4.5" long
- ◆ Soft, velvet-like finish with the comfort of foam and durability of vinyl.

**Value Minded**  
Non-Reflective  
18" x 18" hand paddles  
made of .040" aluminum  
with 10" Galvanized Steel  
Conduit Handle  
**SHP1818SL040BK10C**



**STOP/SLOW**

**Durable Reflective 18" x 18" hand paddles made of .080" aluminum**  
High Intensity (H) reflective with 60" Conduit Staff

**SHP1818SL080HK60C**



**Connect Hand Paddle Kits**



**The Leader in  
Safety and Convenience**

.125" Black ABS plastic sign on  
Gray PVC "Snap Together" plastic handle

**NON  
CONDUCTIVE**

SHP(XXXX)SLABS  
↓  
HEAD SIZE

(X)  
↓  
REFLECTIVE COMBO

(XX)  
↓  
HEIGHT

- ◆ 2 Head Sizes:  
18" x 18" (1818) Paddle - 4.6 lbs.  
24" x 24" (2424) Paddle - 5.6 lbs.
- ◆ 2 Staff Lengths: 72" (72) or 84" (84) to bottom of sign
- ◆ The PVC handle and staff which make up the length have been matched together and tested for a good fit.
- ◆ 18" Handle with 12" grip area can be used by itself as a hand paddle or attach to a staff.

- ◆ Meets Federal Specifications
- ◆ Non-Conductive, Non-Corrosive, Lightweight
- ◆ No couplings or threads involved.

**EASY  
Connect  
or Disconnect  
in a SNAP!**

**Choose from 4 Reflective Combinations:**

Fluorescent Orange Diamond Grade & High Intensity Prismatic (DH)	Fluorescent Orange Diamond Grade & Diamond Grade Cubed (D3)	ALL High Intensity Prismatic (H)	ALL Engineer Grade (E)
---	--	---	---------------------------------

# Custom Products Corporation

P.O. Box 54091

Jackson, MS 39288-4091

[www.cpcsigns.com](http://www.cpcsigns.com)



PRST STD  
U.S. Postage  
**PAID**  
Custom Products  
Corporation

CWZ - CAT16



## Mail:

P.O. Box 54091  
Jackson, MS 39288-4091

## Shipping:

1120 Flowood Dr.  
Jackson, MS 39232

## EMAIL

[sales@cpcsigns.com](mailto:sales@cpcsigns.com)



find us on social media



CPCGo! - mobile app



## Sales:

1-800-367-1492 (Voice)  
1-601-932-5854 (Voice)  
1-800-206-3444 (Fax)  
1-601-932-7178 (Fax)

## WEBSITE

[www.cpcsigns.com](http://www.cpcsigns.com)