



1-800-367-1492 • www.cpcsigns.com

CUSTOM STREET NAME PACKAGES, SYSTEMS & COMPONENTS



PRE-DESIGNED PACKAGES



MERIDIAN



The Meridian Packages utilize Sign Panel Brackets and Deluxe Dome Caps to create a unique Wing Bracket Mount Package. The Sign Panel Bracket allows Wing Mounting or Double Post and Panel Mounting options.










Pre-designed packages save time and money.

NOTE: All Signs come standard with High Intensity Prismatic (HIP) sheeting. All Street Name Signs come standard as a Flat, Double-Faced Sign Blade. Bases, Posts, Brackets and Hardware are powder coated semi-gloss black for an elegant look.



**Specify Special Ground Mount*

ITEM CODE	Ground Type
RPORZVR1P330RNC	New Concrete
RPORZVR330R	Soft Soil
RPORZVR330RC	Existing Concrete
OPOR3SSMWBK	Surface Mount Welded Plate

4-Way Intersection Package Options		Standard Ground Mount Package Codes	Special Ground Mount* Package Codes
Post System with Stop Sign & (2) 6" x30" Blades	 For use on low volume roads with Speed Limits of 25 MPH or less	O50100	O51100
Post System with (2) 6" x 30" Blades		O50200	O51200
Post System with Stop Sign & (2) 9" x 36" Blades	 For use on higher volume, conventional roads with Speed Limits over 25 MPH	O50150	O51150
Post System with (2) 9" x 36" Blades		O50250	O51250
Traffic Sign Package Options		Standard Ground Mount Package Codes	Special Ground Mount* Package Codes
Post System with 30" STOP Sign		O50300	O51300
Post System with 36" YIELD Sign		O50400	O51400
Post System with 30" Warning Sign (Specify MUTCD Sign Code)		O50500	O51500
Post System with 24" x 30" SPEED LIMIT Sign (Specify Speed)		O50650	O51650
Post System with 12" x 18" Parking Sign (Specify Sign Legend)	  	O50700	O51700



MERIDIAN



3" Round
Steel Post
OPOR3S(XX)148KP0

Package Posts come in pre-determined 10', 12' or 14' lengths that ensure your signs meet the Federal mounting height requirements.



Post Base
OPOZBR38397ABK

Post System



Sign Panel Brackets
OSISZSPR3BK
(2 brackets and black set screws included in package)

Sign Brackets



Utilize 4 sign panel brackets to mount a larger sign panel between 2 sign posts.



Round Post
Anchor Plate
BA080APLATE238
(keeps post from rotating)



Self Tapping
Metal Screw
RH141HEX
(2 screws included in package)

Standard
Ground Mount

RPORZVR1P330RNC
New Concrete
RPORZVR330R
Soft Soil
RPORZVR330RC
Existing Concrete

Breakaway
Mount

OPOR3SSMWBK
Surface Mount
Welded Plate

Surface
Mount

Deluxe Dome
OPOZFR3DD3BK

Finial

Sign Blades **OSISJHWH(X)** - 6" x 30"
Sign Blades **OSISCHWH(X)** - 9" x 36"
Double-Sided | White HIP | .125" thick aluminum*
(2 sign blade sets included in package)

Choose Standard Color Scheme (X)

**Note: Meridian Packages utilize .125" aluminum street name signs. The extra thickness keeps long blades sturdy even in high winds.*



Sign Blades



U-Bolt Clamps
OTSBR3UBCLAMP3BK
(Set of 2 included in each package for mounting traffic sign to post)

U-Bolt Clamps



30" x 30"
STOP Sign
S3030R11HA
HIP Sheeting



36" x 36" x 36"
YIELD Sign
S3636R12HA
HIP Sheeting



30" x 30"
Warning Sign
S3030(XXX)HA
HIP Sheeting
**Specify Legend*



24" x 30"
SPEED LIMIT Sign
S2430R21(XX)HA
HIP Sheeting
**Specify Speed*




12" x 18"
Parking Sign
S1218(XXXX)HA
HIP Sheeting
**Specify Legend*

Traffic Signs


Installation Tools
SOLD Separately

The allen wrench can be used to tighten the 2 bracket set screws.


RHBSSKT100
Allen Wrench Tool
For Set Screws



30" x 30"
Laminate Vinyl Backer
OTSBL3030BK



36" x 36" x 36"
Laminate Vinyl Backer
OTSBL3636BK



30" x 30"
Laminate Vinyl Backer
OTSBL3030BK



24" x 30"
Laminate Vinyl Backer
OTSBL2430BK



12" x 18"
Laminate Vinyl Backer
OTSBL1218BK

Traffic Sign Backers



Utilize the versatile sign panel brackets to mount smaller signs between 2-3/8" posts. The possibilities are endless, see pages 48-49 for an overview of the Comprehensive Branding Program.

PRE-DESIGNED PACKAGES



TUPELO



The Tupelo Packages are the only packages that utilize a Square Post, plus Sign Panel Brackets and Deluxe Pyramid Caps to create a unique Wing Bracket Mount Package. The Sign Panel Bracket allows Wing Mounting or Double Post and Panel Mounting options.








Pre-designed packages save time and money.

NOTE: All Signs come standard with High Intensity Prismatic (HIP) sheeting. All Street Name Signs come standard as a Flat, Double-Faced Sign Blade. Bases, Posts, Brackets and Hardware are powder coated semi-gloss black for an elegant look.



**Specify Special Ground Mount*


ITEM CODE	Ground Type
RPOSZVS3400S	Soft Soil
OPOR3SSMBWK	Surface Mount Welded Plate

4-Way Intersection Package Options		Standard Ground Mount Package Codes	Special Ground Mount* Package Codes
Post System with Stop Sign & (2) 6" x 30" Blades	 For use on low volume roads with Speed Limits of 25 MPH or less	O60100	O61100
Post System with (2) 6" x 30" Blades		O60200	O61200
Post System with Stop Sign & (2) 9" x 36" Blades	 For use on higher volume, conventional roads with Speed Limits over 25 MPH	O60150	O61150
Post System with (2) 9" x 36" Blades		O60250	O61250
Traffic Sign Package Options		Standard Ground Mount Package Codes	Special Ground Mount* Package Codes
Post System with 30" STOP Sign		O60300	O61300
Post System with 36" YIELD Sign		O60400	O61400
Post System with 30" Warning Sign (Specify MUTCD Sign Code)		O60500	O61500
Post System with 24" x 30" SPEED LIMIT Sign (Specify Speed)		O60650	O61650
Post System with 12" x 18" Parking Sign (Specify Sign Legend)		O60700	O61700




TUPELO





3" Smooth Square Steel Post
OPOS3S(XX)14BKP0



Post Base
OPOZBS3SBQ13BK


Package Posts come in pre-determined 10', 12' or 14' lengths that ensure your signs meet the Federal mounting height requirements.

Post System




Sign Panel Brackets
OSIZ5SPS3BK
(2 brackets and black set screws included in package)

Sign Brackets



Galvanized Anchor Plate
BA080APLATEUCH
(keeps post from rotating)



Self Tapping Metal Screw
RH141HEX
(2 screws included in package)

Standard Ground Mount



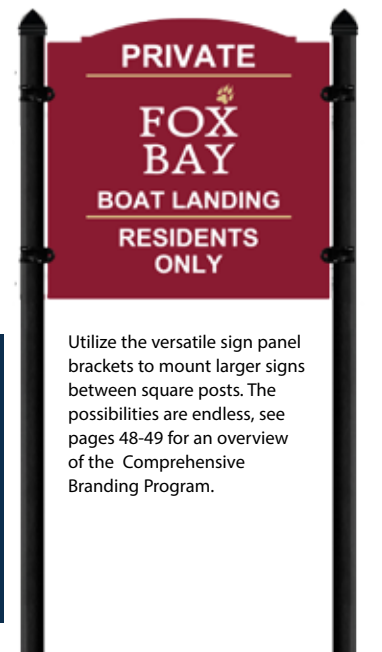
RPOSZVS3400S
Soft Soil

Breakaway Mount



OPOR3SSMWBK
Surface Mount Welded Plate

Surface Mount



Utilize the versatile sign panel brackets to mount larger signs between square posts. The possibilities are endless, see pages 48-49 for an overview of the Comprehensive Branding Program.

Sign Blades **OSI5JHWH(X)** - 6" x 30"
Sign Blades **OSI5CHWH(X)** - 9" x 36"
Double-Sided | White HIP | .125" thick aluminum*
(2 sign blade sets included in package)
Choose Standard Color Scheme (X)

**Note: Tupelo Packages utilize .125" aluminum street name signs. The extra thickness keeps long blades sturdy even in high winds.*

(A) **White on Green**


(B) **White on Blue**

(C) **White on Brown**

(D) **Black on White**


(E) **White on Black**

Sign Blades




Deluxe Pyramid Cap
OPOZF53DP3BK


Finial




30" x 30"
STOP Sign
S3030R11HA
HIP Sheeting




36" x 36" x 36"
YIELD Sign
S3636R12HA
HIP Sheeting



30" x 30"
Warning Sign
S3030(XXX)HA
HIP Sheeting
**Specify Legend*



24" x 30"
SPEED LIMIT Sign
S2430R21(XX)HA
HIP Sheeting
**Specify Speed*




12" x 18"
Parking Sign
S1218(XXXX)HA
HIP Sheeting
**Specify Legend*

Traffic Signs




U-Bolt Clamps
OTSBSZ3UBCLAMPBK
(Set of 2 included in each package for mounting traffic sign to post)


U-Bolt Clamps




30" x 30"
Laminate Vinyl Backer
OTSBL3030BK




36" x 36" x 36"
Laminate Vinyl Backer
OTSBL3636BK



30" x 30"
Laminate Vinyl Backer
OTSBL3030BK



24" x 30"
Laminate Vinyl Backer
OTSBL2430BK



12" x 18"
Laminate Vinyl Backer
OTSBL1218BK

Traffic Sign Backers

Installation Tools
SOLD Separately

The allen wrench can be used to tighten the 2 bracket set screws.

RHBSSKT100
Allen Wrench Tool
For Set Screws



PRE-DESIGNED PACKAGES










CLARKSDALE



The Clarksdale Packages are our most cost-effective ornamental packages.

Pre-designed packages save time and money.

NOTE: All Signs come standard with High Intensity Prismatic (HIP) sheeting. All Street Name Signs come standard as a Flat, Double-Faced Sign Blade. Bases, Posts, Brackets and Hardware are powder coated semi-gloss black for an elegant look.

4-Way Intersection Package Options		Standard Ground Mount Package Codes	Special Ground Mount* Package Codes
Post System with Stop Sign & (2) 6" x 30" Blades	 For use on low volume roads with Speed Limits of 25 MPH or less	010100	011100
Post System with (2) 6" x 30" Blades		010200	011200
Post System with Stop Sign & (2) 9" x 36" Blades	 For use on higher volume, conventional roads with Speed Limits over 25 MPH	010150	011150
Post System with (2) 9" x 36" Blades		010250	011250
Traffic Sign Package Options		Standard Ground Mount Package Codes	Special Ground Mount* Package Codes
Post System with 30" STOP Sign		010300	011300
Post System with 36" YIELD Sign		010400	011400
Post System with 30" Warning Sign (Specify MUTCD Sign Code)		010500	011500
Post System with 24" x 30" SPEED LIMIT Sign (Specify Speed)		010650	011650
Post System with 12" x 18" Parking Sign (Specify Sign Legend)	  	010700	011700

*Specify Special Ground Mount

ITEM CODE	Ground Type
RPORZVR1P330RNC	New Concrete
RPORZVR330R	Soft Soil
RPORZVR330RC	Existing Concrete
OPOR3ASMWBK	Surface Mount Welded Plate

















CLARKSDALE










 <p>Package Post come in pre-determined 10', 12' or 14' length that ensure the signs meet Federal mounting height requirements.</p> <p>3" Round Fluted Aluminum Post OPOR3AF(XX)125BK</p>  <p>Post Base OPOZBR35B33BK</p>	Post System	 <p>5.5" Crosspiece OSIZ1CRP990FBK</p>  <p>5.5" Round Post Cap OSIZ1R3P993FBK</p>  <p>12" Crosspiece OSIZ1CRJ412CFBK</p>  <p>12" Round Post Cap OSIZ1R3J412RFBK</p> <p>(Sign brackets include black set screws)</p>	Sign Brackets
---	-------------	--	---------------

 <p>Round Post Anchor Plate BA080APLATE238 (keeps post from rotating)</p>  <p>Self Tapping Metal Screw RH141HEX (2 screws included in package)</p>	Standard Ground Mount	 <p>RPORZVR1P330RNC New Concrete</p> <p>RPORZVR330R Soft Soil</p> <p>RPORZVR330RC Existing Concrete</p>	Breakaway Mount	 <p>OPOR3ASMWBK Surface Mount Welded Plate</p>	Surface Mount	 <p>Closure Cap OPOZFR3CPCLCAP30BK for Traffic Sign Post System (includes black set screws)</p>	Closure Cap
---	-----------------------	---	-----------------	---	---------------	---	-------------

<p>Sign Blades M2AH(X)D0630SBM42N - 6" x 30" Sign Blades M2AH(X)D0936SBM63N - 9" x 36" Double-Sided White HIP (2 sign blades included in package) Choose Standard Color Scheme (X)</p> <p><input type="checkbox"/> (C) White on Brown</p>	<p><input type="checkbox"/> (A) White on Green</p> <p><input type="checkbox"/> (D) Black on White</p>	<p><input type="checkbox"/> (B) White on Blue</p> <p><input type="checkbox"/> (E) White on Black</p>	Sign Blades	 <p>Decorative Top Finial OPOZF1317FBK (includes black set screw)</p>	Decorative Top Finial
--	---	--	-------------	--	-----------------------

 <p>30" x 30" STOP Sign S3030R11HA HIP Sheeting</p>	 <p>36" x 36" x 36" YIELD Sign S3636R12HA HIP Sheeting</p>	 <p>30" x 30" Warning Sign S3030(XXX)HA HIP Sheeting <i>*Specify Legend</i></p>	 <p>24" x 30" SPEED LIMIT Sign S2430R21(XX)HA HIP Sheeting <i>*Specify Speed</i></p>	 <p>12" x 18" Parking Sign S1218(XXXX)HA HIP Sheeting <i>*Specify Legend</i></p>	Traffic Signs	 <p>U-Bolt Clamps OTSBR3UBCLAMP3BK (Set of 2 included in each package for mounting traffic sign to post)</p>	U-Bolt Clamps
--	--	---	--	---	---------------	--	---------------

 <p>30" x 30" Laminate Vinyl Backer OTSBL3030BK</p>	 <p>36" x 36" x 36" Laminate Vinyl Backer OTSBL3636BK</p>	 <p>30" x 30" Laminate Vinyl Backer OTSBL3030BK</p>	 <p>24" x 30" Laminate Vinyl Backer OTSBL2430BK</p>	 <p>12" x 18" Laminate Vinyl Backer OTSBL1218BK</p>	Traffic Sign Backers	<p>RH141HEXSETTER Driver For Self-Tapping Screws</p> <p>Installation Tools <i>SOLD Separately</i></p>  <p>RHBSKT100 Allen Wrench Tool For Set Screws</p> 
--	---	---	---	--	----------------------	--

PRE-DESIGNED PACKAGES












NATCHEZ

The Natchez Packages are the simplistic, sleek and modern version of the Oxford Packages.

Pre-designed packages save time and money.

NOTE: All Signs come standard with High Intensity Prismatic (HIP) sheeting. All Street Name Signs come standard as a Flat, Double-Faced Sign Blade. Bases, Posts, Brackets and Hardware are powder coated semi-gloss black for an elegant look.



4-Way Intersection Package Options		Standard Ground Mount Package Codes	Special Ground Mount* Package Codes
Post System with Stop Sign & (2) 6" x 30" Blades	 For use on low volume roads with Speed Limits of 25 MPH or less	O20100	O21100
Post System with (2) 6" x 30" Blades		O20200	O21200
Post System with Stop Sign & (2) 9" x 36" Blades	 For use on higher volume, conventional roads with Speed Limits over 25 MPH	O20150	O21150
Post System with (2) 9" x 36" Blades		O20250	O21250
Traffic Sign Package Options		Standard Ground Mount Package Codes	Special Ground Mount* Package Codes
Post System with 30" STOP Sign		O20300	O21300
Post System with 36" YIELD Sign		O20400	O21400
Post System with 30" Warning Sign (Specify MUTCD Sign Code)		O20500	O21500
Post System with 24" x 30" SPEED LIMIT Sign (Specify Speed)		O20650	O21650
Post System with 12" x 18" Parking Sign (Specify Sign Legend)	  	O20700	O21700

*Specify Special Ground Mount

ITEM CODE	Ground Type
RPORZVR1P330RNC	New Concrete
RPORZVR330R	Soft Soil
RPORZVR330RC	Existing Concrete
OPOR3SSMWBK	Surface Mount Welded Plate



NATCHEZ



3" Round
Steel Post
OPOR35(XX)14BK(P2)

Package Posts come in pre-determined 10', 12' or 14' lengths that ensure your signs meet the Federal mounting height requirements. Posts are pre-drilled to eliminate field drilling!



Post Base - **OPOZBR39993BK**
(includes 2 set screws)

Post System



Cantilever Wing Brackets
OSI22UNCT800BK - 24" Long
(2 brackets and black set screws included in package)

Sign Brackets



Round Post
Anchor Plate
BA080APLATE238
(keeps post from rotating)



Self Tapping
Metal Screw
RH141HEX
(2 screws included in package)

Standard
Ground Mount

RPORZVR1P330RNC
New Concrete
RPORZVR330R
Soft Soil
RPORZVR330RC
Existing Concrete

Breakaway
Mount

OPOR35SMWBK
Surface Mount
Welded Plate

Surface
Mount

Pineapple Finial
OPOZFR3657MDBK
(includes 3 black set screws)

Finial

Sign Blades **M2AH(X)D0630SBM42N** - 6" x 30"
Sign Blades **M2AH(X)D0936SBM63N** - 9" x 36"
Double-Sided | White HIP
(2 sign blade sets included in package)
Choose Standard Color Scheme (X)

☐ (C)

White on Brown

☐ (A)

White on Green

☐ (D)

Black on White

☐ (B)

White on Blue

☐ (E)

White on Black

Sign Blades



Hardware Set **OZHRH03**
(Set of 4 for mounting
2 sign brackets to post)

Hardware Set



30" x 30"
STOP Sign
S3030R11HA
HIP Sheeting



36" x 36" x 36"
YIELD Sign
S3636R12HA
HIP Sheeting



30" x 30"
Warning Sign
S3030(XXX)HA
HIP Sheeting
**Specify Legend*



24" x 30"
SPEED LIMIT Sign
S2430R21(XX)HA
HIP Sheeting
**Specify Speed*




12" x 18"
Parking Sign
S1218(XXXX)HA
HIP Sheeting
**Specify Legend*

Traffic Signs




U-Bolt Clamps
OTSBR3UBCLAMP3BK
(Set of 2 included in each
package for mounting
traffic sign to post)


U-Bolt Clamps



30" x 30"
Laminate Vinyl Backer
OTSBL3030BK



36" x 36" x 36"
Laminate Vinyl Backer
OTSBL3636BK



30" x 30"
Laminate Vinyl Backer
OTSBL3030BK



24" x 30"
Laminate Vinyl Backer
OTSBL2430BK



12" x 18"
Laminate Vinyl Backer
OTSBL1218BK

Traffic Sign Backers



RH141HEXSETTER
Driver For Self-Tapping Screws

Installation Tools
SOLD Separately



RHBSKT100
Allen Wrench Tool
For Set Screws



PRE-DESIGNED PACKAGES

VICKSBURG



The Vicksburg Packages provide a unique and stark contrast to the other package design options.










Pre-designed packages save time and money.

NOTE: All Signs come standard with High Intensity Prismatic (HIP) sheeting. All Street Name Signs come standard as a Flat, Double-Faced Sign Blade. Bases, Posts, Brackets and Hardware are powder coated semi-gloss black for an elegant look.



**Specify Special Ground Mount*

ITEM CODE	Ground Type
RPORZVR1P330RNC	New Concrete
RPORZVR330R	Soft Soil
RPORZVR330RC	Existing Concrete
OPOR3ASMWBK	Surface Mount Welded Plate

4-Way Intersection Package Options		Standard Ground Mount Package Codes	Special Ground Mount* Package Codes
Post System with Stop Sign & (2) 6" x 36" Blades	 For use on low volume roads with Speed Limits of 25 MPH or less	030100	031100
Post System with (2) 6" x 36" Blades		030200	031200
Post System with Stop Sign & (2) 9" x 36" Blades	 For use on higher volume, conventional roads with Speed Limits over 25 MPH	030150	031150
Post System with (2) 9" x 36" Blades		030250	031250
Traffic Sign Package Options		Standard Ground Mount Package Codes	Special Ground Mount* Package Codes
Post System with 30" STOP Sign		030300	031300
Post System with 36" YIELD Sign		030400	031400
Post System with 30" Warning Sign (Specify MUTCD Sign Code)		030500	031500
Post System with 24" x 30" SPEED LIMIT Sign (Specify Speed)		030650	031650
Post System with 12" x 18" Parking Sign (Specify Sign Legend)	  	030700	031700





VICKSBURG



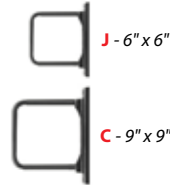
3" Round Fluted
Aluminum Post
OPOR3AF(XX)125BK(P3)

Package Posts come in pre-determined 10', 12' or 14' lengths that ensure your signs meet the Federal mounting height requirements. Posts are pre-drilled to eliminate field drilling!

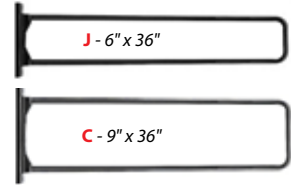


Post Base
OPOZBR35B33BK

Post System



Logo Trim Bracket
OSIZ3UN(J/C)TRIMLOGOBK
(2 brackets included in package)



Sign Trim Bracket
OSIZ3UN(J/C)TRIM36BK
(2 brackets included in package)

Sign Brackets



Round Post
Anchor Plate
BA080APLATE238
(keeps post from rotating)



Self Tapping
Metal Screw
RH141HEX
(2 screws included in package)

Standard
Ground Mount

RPORZVR1P330RNC
New Concrete
RPORZVR330R
Soft Soil
RPORZVR330RC
Existing Concrete

Breakaway
Mount

OPOR3ASMWBK
Surface Mount
Welded Plate

Surface
Mount

Ball Finial
OPOZFR3FINB3BK
(includes 3 black set screws)

Finial

Sign Blades **M2AH(X)D(0636)SBM42N** - 6" x 36" | Sign Blades **M2AH(X)D(0936)TBM63N** - 9" x 36"
Sign Logo Blades **OSI3(J/C)LOGOHWH** - (J) 6" x 6" | (C) 9" x 9"

Double-Sided | White High Intensity Sheeting
(2 sign blades & 2 logo plaques included in package)

Choose Standard Color Scheme (X)



White on Green

White on Blue



White on Brown



Black on White



White on Black

Sign Blades



Hardware Set **OZHRH03L3**
(Set of 4 for mounting
2 sign brackets to post)

Hardware Set



30" x 30"
STOP Sign
S3030R11HA
HIP Sheeting



36" x 36" x 36"
YIELD Sign
S3636R12HA
HIP Sheeting



30" x 30"
Warning Sign
S3030(XXX)HA
HIP Sheeting
**Specify Legend*



24" x 30"
SPEED LIMIT Sign
S2430R21(XX)HA
HIP Sheeting
**Specify Speed*




12" x 18"
Parking Sign
S1218(XXXX)HA
HIP Sheeting
**Specify Legend*

Traffic Signs




U-Bolt Clamps
OTSBR3UBCLAMP3BK
(Set of 2 included in each
package for mounting
traffic sign to post)


U-Bolt Clamps



33" x 33"
Aluminum Plate
OTSBP30300BK



39" x 39" x 39"
Aluminum Plate
OTSBP3636TBK



33" x 33"
Aluminum Plate
OTSBP3030DBK



27" x 33"
Aluminum Plate
OTSBP2430BK



15" x 21"
Aluminum Plate
OTSBP1218BK

Traffic Sign Backers



RH141HEXSETTER
Driver For Self-Tapping Screws

Installation Tools
SOLD Separately



RHBSKT100
Allen Wrench Tool
For Set Screws



PRE-DESIGNED PACKAGES












OXFORD



The Oxford Packages are based on our original and most popular ornamental system.

Pre-designed packages save time and money.

NOTE: All Signs come standard with High Intensity Prismatic (HIP) sheeting. All Street Name Signs come standard as a Flat, Double-Faced Sign Blade. Bases, Posts, Brackets and Hardware are powder coated semi-gloss black for an elegant look.

4-Way Intersection Package Options		Standard Ground Mount Package Codes	Special Ground Mount* Package Codes
Post System with Stop Sign & (2) 30" Blades	 For use on low volume roads with Speed Limits of 25 MPH or less	O40100	O41100
Post System with (2) 30" Blades		O40200	O41200
Post System with Stop Sign & (2) 36" Blades	 For use on higher volume, conventional roads with Speed Limits over 25 MPH	O40150	O41150
Post System with (2) 36" Blades		O40250	O41250
Traffic Sign Package Options		Standard Ground Mount Package Codes	Special Ground Mount* Package Codes
Post System with 30" STOP Sign		O40300	O41300
Post System with 36" YIELD Sign		O40400	O41400
Post System with 30" Warning Sign (Specify MUTCD Sign Code)		O40500	O41500
Post System with 24" x 30" SPEED LIMIT Sign (Specify Speed)		O40650	O41650
Post System with 12" x 18" Parking Sign (Specify Sign Legend)	  	O40700	O41700

*Specify Special Ground Mount

ITEM CODE	Ground Type
RPORZVR1P330RNC	New Concrete
RPORZVR330R	Soft Soil
RPORZVR330RC	Existing Concrete
OPOR3SSMWBK	Surface Mount Welded Plate



OXFORD



3" Round
Steel Post
OPOR35(XX)14BK

Package Posts come in pre-determined 10', 12' or 14' lengths that ensure your signs meet the Federal mounting height requirements. Posts are pre-drilled to eliminate field drilling!



Post Base - **OPOZBR39993BK**
(includes 2 set screws)

Post System



Dogwood Sign Arm Brackets
OSIZ4UN(J/C)DOGWDLDBK
J - 30" C - 36"
(2 brackets included in package)

Sign Brackets



Black Torx Head Screws
OZHRHBT140
(included with sign arm brackets for mounting 2 bent lip design street name signs to sign arm brackets)

Hardware Set



Round Post
Anchor Plate
BA080APLATE238
(keeps post from rotating)



Self Tapping
Metal Screw
RH141HEX
(2 screws included in package)

Standard
Ground Mount



RPORZVR1P330RNC
New Concrete
RPORZVR330R
Soft Soil
RPORZVR330RC
Existing Concrete

Breakaway
Mount



OPOR35SMWBK
Surface Mount
Welded Plate

Surface
Mount



Spear Finial
OPOZFR39516MDBK
(includes 3 black set screws)

Finial

Double-Sided Sign Blades
OSI41001(J/C)HWH J - 30" x 11" | C - 36" x 13.5"
White High Intensity Sheeting
(2 sign blades included in package)
Choose Standard Color Scheme (X)



Sign Blades



Hardware Set **OZHRH03**
(Set of 4 for mounting 2 sign brackets to post)

Hardware Set



30" x 30"
STOP Sign
S3030R11HA
HIP Sheeting



36" x 36" x 36"
YIELD Sign
S3636R12HA
HIP Sheeting



30" x 30"
Warning Sign
S3030(XXX)HA
HIP Sheeting
*Specify Legend



24" x 30"
SPEED LIMIT Sign
S2430R21(XX)HA
HIP Sheeting
*Specify Speed



12" x 18"
Parking Sign
S1218(XXXX)HA
HIP Sheeting
*Specify Legend

Traffic Signs



U-Bolt Clamps
OTSBR3UBCLAMP3BK
(Set of 2 included in each package for mounting traffic sign to post)

U-Bolt Clamps



30" x 30"
Steel Frame
OTSBF30300BK



36" x 36" x 36"
Steel Frame
OTSBF3636TBK



30" x 30"
Steel Frame
OTSBF3030DBK



24" x 30"
Steel Frame
OTSBF2430BK



12" x 18"
Steel Frame
OTSBF1218BK

Traffic Sign Frames



RH141HEXSETTER
Driver For Self-Tapping Screws

Installation Tools
SOLD Separately



RHBSKT100
Allen Wrench Tool
For Set Screws



Torx Head
Screw Bit
RHBTHB14

Extension
RHBTHB3

EASY ORDER CHECKLIST



THE MERIDIAN STREET NAME SYSTEM



Choose 3" OD Post Style:



☐ Smooth Finish Steel Post



☐ Fluted Finish Aluminum Post



Choose Post Lengths & Qtys:

QTY: 10'

QTY: 12'

QTY: 14'

MUTCD Guidance: When not using a breakaway anchor, posts should be embedded in concrete and buried 2ft in the ground. Proper Mounting height is 7ft from the bottom of sign to the road surface.



Choose Breakaway Systems & Qtys:

QTY: Non-Breakaway Surface Mount Welded Plate

QTY: V-Loc: Soft Soil

QTY: V-Loc: Existing Concrete

QTY: V-Loc: New Concrete

QTY: Non-Breakaway Anchor Plate ☐ None



Choose Base Style for ALL Posts:

☐ 9993- 27" ☐ SB-33- 24" ☐ 8397- 8.5" ☐ None

NOTE: Posts must be ordered separately.



◆ 8397: 8½" Tall Base: Attach directly to a 3" round post with 3 set screws, included.



OPOZBR38397ABK



◆ 9993: 27" Tall Aluminum Base Easy to install. This base clam-shells around new or existing poles and lock together using steel fasteners. Tightens to the post with 2 set screws, included.

◆ SB-33: 24" Tall Aluminum Base Easy to install. This base clam-shells around new or existing poles and lock together using steel fasteners.

OPOZBR3SB33BK

OPOZBR39993BK



Choose Post Closure Cap:



☐ Deluxe Dome



☐ Ball



☐ Spear



☐ Pineapple

OPOZFR3DD3BK

OPOZFR3FINB3BK

OPOZFR39516MDBK

OPOZFR3657MDBK

◆ 3 black set screws to attach to the post are included. The allen wrench to tighten set screws is NOT included.



Choose a Sign Blade Size:

QTY: 30" Sign Blades

QTY: 36" Sign Blades

◆ For use on low volume roads with Speed Limits 25 MPH or less



◆ 4" Letter Height minimum

◆ Use with Sign Panel Bracket

◆ For use on higher volume, conventional roads with Speed Limits over 25 MPH



◆ 6" Letter Height minimum

◆ Use with Sign Panel Bracket

Sizes follow the guidelines in the MUTCD (Manual on Uniform Traffic Control Devices), the national standard used for all roads, including private roads open to public travel.



Choose a Sign Bracket:



☐ Sign Panel Bracket

Note: Meridian Packages utilize .125" aluminum street name signs. The extra thickness keeps long blades sturdy even in high winds.

Sign Panel Brackets support 36" sign blades created for the implementation of 6" copy on street name signs.



EASY ORDER CHECKLIST

The Meridian Street Name System is our unique wing bracket mount ornamental system. Utilize our newest modular components including 3" posts, post bases, sign panel brackets and post closure caps to create a strong and reliable system. Powder coated semi-gloss black for an elegant look.



NOTE: All Signs come standard with High Intensity Prismatic (HIP) sheeting and as a Flat, Double-Faced Sign Blade, unless otherwise requested. **Please E-Mail this form, along with a typed list of street name signs desired, to sales@cpcsigns.com**
Example: 30" Sign Blades: Qty (2) Main St, Qty (4) Henderson Ct --- **36" Sign Blades:** Qty (1) Clarksdale Rd, Qty (3) Custom Ave

STEP 8

Choose Sign Style:

Standard ☐

Standard Dr

Deluxe (Routed Sign)



STEP 9

Choose Sign Color Scheme:

- ☐ White on Green
- ☐ White on Blue
- ☐ White on Brown
- ☐ Black on White
- ☐ White on Black
- ☐ Other/Custom _____

Custom Dr

Custom Dr

Custom Dr

Custom Dr

Custom Dr

STEP 10

Choose Sign Border Style:

- ☐ NONE
- ☐ Edge - Should use on dark backgrounds
- ☐ Inset - Should use on white backgrounds

MUTCD Guidance: Borders are optional, but if used, must be the same color as the letters.

STEP 11

Choose Font/Prefix/Suffix:

Letter Font

☐ Highway Gothic

☐ Custom Font _____

Prefix: ☐ Full Size ☐ Half Size

Suffix: ☐ Half Size ☐ Full Size

CPC Standard

MUTCD Guidance: Street Name Signs shall be composed of a combination of upper and lower case letters.

MUTCD Guidance: Prefix/Suffix Height may be smaller than the height of the primary copy and may be abbreviated. No punctuation is to be used.

STEP 12

Choose Traffic Signs & Qtys:

QTY: _____ 30" STOP QTY: _____ 36" Yield

QTY: _____ 30" Warning _____

QTY: _____ Other _____ ☐ NONE



STEP 13

Choose Traffic Sign Backer Style:

- ☐ NONE
- ☐ Plate
- ☐ Frame
- ☐ Laminate



STEP 14

Choose Traffic Sign Hardware:

- ☐ U-Bolt Clamp
- ☐ NONE



(Set of 2) for 3" O.D. Post
OTSZBR3UBCLAMP3BK

EASY ORDER CHECKLIST



THE TUPELO STREET NAME SYSTEM



Choose 3" Post Style:



- ☐ Smooth Finish Steel Post
- ☐ Smooth Finish Aluminum Post



Choose Post Lengths & Qty's:

QTY: ___ 10' QTY: ___ 12' QTY: ___ 14'

MUTCD Guidance: When not using a breakaway anchor, posts should be embedded in concrete and buried 2ft in the ground. Proper Mounting height is 7ft from the bottom of sign to the road surface.



Choose Breakaway Systems & Qty's:

- QTY: ___ Non-Breakaway Surface Mount Welded Plate
- QTY: ___ V-Loc: Soft Soil
- QTY: ___ Non-Breakaway Anchor Plate
- ☐ None



Choose Base Style for ALL Posts:

- ☐ 3SBQ- 3" ☐ None

NOTE: Posts *must* be ordered separately.



- ◆ 3SBQ: 3" Tall Aluminum Base: Designed to slip over the square posts to provide a decorative, finished style.



Choose Post Closure Cap:

- ☐ Deluxe Pyramid Cap

- ☐ FINQE End Cap



OPOZFS3DP3BK



OPOZFS3FINQC3BK



OPOZFS3FINQE3BK

- ◆ 1 black set screw to attach to the post is included. The allen wrench to tighten set screws is NOT included.



Choose a Sign Blade Size:

QTY: ___ 30" Sign Blades QTY: ___ 36" Sign Blades

- ◆ For use on low volume roads with Speed Limits 25 MPH or less



- ◆ For use on higher volume, conventional roads with Speed Limits over 25 MPH



- ◆ 4" Letter Height minimum

- ◆ 6" Letter Height minimum

- ◆ Use with Sign Panel Bracket

- ◆ Use with Sign Panel Bracket

Sizes follow the guidelines in the MUTCD (Manual on Uniform Traffic Control Devices), the national standard used for all roads, including private roads open to public travel.



Choose a Sign Bracket:



- ☐ Sign Panel Bracket

Note: Tupelo Packages utilize .125" aluminum street name signs. The extra thickness keeps long blades sturdy even in high winds.

Sign Panel Brackets support 36" sign blades created for the implementation of 6" copy on street name signs.



EASY ORDER CHECKLIST

The Tupelo Street Name System is our unique wing bracket mount ornamental system. Utilize our newest modular components including 3" square posts, post bases, sign panel brackets and post closure caps to create a strong and reliable system. Powder coated semi-gloss black for an elegant look.



NOTE: All Signs come standard with High Intensity Prismatic (HIP) sheeting and as a Flat, Double-Faced Sign Blade, unless otherwise requested. **Please E-Mail this form, along with a typed list of street name signs desired, to sales@cpcsigns.com**
Example: 30" Sign Blades: Qty (2) Main St, Qty (4) Henderson Ct --- **36" Sign Blades:** Qty (1) Clarksdale Rd, Qty (3) Custom Ave


STEP 8

Choose Sign Style:

Standard ☐

Standard Dr

Deluxe (Routed Sign)



STEP 9

Choose Sign Color Scheme:

- ☐ White on Green
- ☐ White on Blue
- ☐ White on Brown
- ☐ Black on White
- ☐ White on Black
- ☐ Other/Custom _____

Custom Dr

Custom Dr

Custom Dr

Custom Dr

Custom Dr

MUTCD Guidance: Acceptable alternative background colors to Green are Blue, Brown or White. The legend shall be White, except for Black on White signs. Custom colors require adequate contrast.

STEP 10

Choose Sign Border Style:

- ☐ NONE
- ☐ Edge - Should use on dark backgrounds
- ☐ Inset - Should use on white backgrounds

MUTCD Guidance: Borders are optional, but if used, must be the same color as the letters.

STEP 11

Choose Font/Prefix/Suffix:

Letter Font

☐ Highway Gothic

☐ Custom Font _____

Prefix: ☐ Full Size ☐ Half Size

Suffix: ☐ Half Size ☐ Full Size

CPC Standard

MUTCD Guidance: Street Name Signs shall be composed of a combination of upper and lower case letters.

MUTCD Guidance: Prefix/Suffix Height may be smaller than the height of the primary copy and may be abbreviated. No punctuation is to be used.

STEP 12

Choose Traffic Signs & Qtys:

QTY: _____ 30" STOP QTY: _____ 36" Yield

QTY: _____ 30" Warning _____

QTY: _____ Other _____ ☐ NONE



STEP 13

Choose Traffic Sign Backer Style:

- ☐ NONE
- ☐ Plate
- ☐ Frame
- ☐ Laminate



STEP 14

Choose Traffic Sign Hardware:

- ☐ U-Bolt Clamp
- ☐ NONE

(Set of 2) for 3" Square Post
 OTSBZS3UBCLAMPBK



EASY ORDER CHECKLIST



THE CLARKSDALE STREET NAME SYSTEM



STEP 1 Choose 3" OD Post Style:



☐ Smooth Finish Steel Post



☐ Fluted Finish Aluminum Post



STEP 5 Choose Post Closure Cap:

QTY: _____ Closure Cap

☐ NONE



OPOZFR3CPCLCAP30BK
for 3" Round Post

Use Closure Caps on Post Systems with Traffic signs only. Closure Caps are NOT needed when a street name sign bracket from Step 6 is used with a street name sign.



STEP 2 Choose Post Lengths & Qtys:

QTY: _____ 10' QTY: _____ 12' QTY: _____ 14'

MUTCD Guidance: When not using a breakaway anchor, posts should be embedded in concrete and buried 2ft in the ground. Proper Mounting height is 7ft from the bottom of sign to the road surface.



STEP 3 Choose Breakaway Systems & Qtys:

QTY: _____ Non-Breakaway Surface Mount Welded Plate

QTY: _____ V-Loc: Soft Soil

QTY: _____ V-Loc: Existing Concrete

QTY: _____ V-Loc: New Concrete

QTY: _____ Non-Breakaway Anchor Plate ☐ None



STEP 4 Choose Base Style for ALL Posts:

☐ 9993- 27" ☐ SB-33- 24" ☐ 8397- 8.5" ☐ None

NOTE: Posts must be ordered separately.



◆ 8397: 8½" Tall Base:
Attach directly to a 3" round post with 3 set screws, included.



OPOZBR38397ABK

◆ 9993: 27" Tall Aluminum Base
Easy to install. This base clamshells around new or existing poles and lock together using steel fasteners. Tightens to the post with 2 set screws, included.



◆ SB-33: 24" Tall Aluminum Base
Easy to install. This base clamshells around new or existing poles and lock together using steel fasteners.

OPOZBR39993BK OPOZBR3SB33BK



STEP 6 Choose Sign Blades & Bracket Qtys:



QTY: _____ 30" Sign Blades

◆ For use on low volume roads with Speed Limits 25 MPH or less

◆ 4" Letter Height *minimum*

5½" Premium Brackets

◆ For use with 30" Blades



QTY: _____
OSIZ1R3P993FBK
3" OD Round Post Cap



QTY: _____
OSIZ1CRP990FBK
Crosspiece

Sizes follow the guidelines in the MUTCD (Manual on Uniform Traffic Control Devices), the national standard used for all roads, including private roads open to public travel.



QTY: _____ 36" Sign Blades

◆ For use on higher volume, conventional roads with Speed Limits over 25 MPH

◆ 6" Letter Height *minimum*

12" Jumbo Brackets

◆ For use with 36" Blades



QTY: _____
OSIZ1R3J412RFBK
3" OD Round Post Cap



QTY: _____
OSIZ1CRJ412CFBK
Crosspiece

12" Jumbo Brackets support the 36" sign blades created for the implementation of 6" copy on street name signs.



EASY ORDER CHECKLIST

The Clarksdale Street Name System is our most cost effective ornamental system. Utilize our tried and true modular components including 3" posts, post bases, post top brackets and finials to create a strong and reliable system. Powder coated semi-gloss black for an elegant look.



NOTE: All Signs come standard with High Intensity Prismatic (HIP) sheeting and as a Flat, Double-Faced Sign Blade, unless otherwise requested. **Please E-Mail this form, along with a typed list of street name signs desired, to sales@cpcsigns.com**
Example: 30" Sign Blades: Qty (2) Main St, Qty (4) Henderson Ct --- **36" Sign Blades:** Qty (1) Clarksdale Rd, Qty (3) Custom Ave

STEP 7 Choose Sign Style:

Standard ☐

Standard Dr

Add 317F Top Finial
to Standard Sign QTY: _____

OPOZF1317FBK



Deluxe (Routed Sign)



STEP 10 Choose Font/Prefix/Suffix:

Letter Font

☐ Highway Gothic

☐ Custom Font _____

Prefix: ☐ Full Size ☐ Half Size

Suffix: ☐ Half Size ☐ Full Size

CPC Standard

MUTCD Guidance: Street Name Signs shall be composed of a combination of upper and lower case letters.

MUTCD Guidance: Prefix/Suffix Height may be smaller than the height of the primary copy and may be abbreviated. No punctuation is to be used.

STEP 11 Choose Sign Hole Punch:

☐ NONE ☐ Vandal Resistant VPA12 Bolt thru

STEP 12 Choose Traffic Signs & Qtys:

QTY: _____ 30" STOP QTY: _____ 36" Yield

QTY: _____ 30" Warning _____

QTY: _____ Other _____ ☐ NONE



STEP 13 Choose Traffic Sign Backer Style:

☐ NONE ☐ Frame
☐ Plate ☐ Laminate



STEP 14 Choose Traffic Sign Hardware:

☐ U-Bolt Clamp

☐ NONE



(Set of 2) for 3" O.D. Post
OTSBR3UBCLAMP3BK

STEP 7 Choose Sign Color Scheme:

☐ White on Green

☐ White on Blue

☐ White on Brown

☐ Black on White

☐ White on Black

☐ Other/Custom _____

Custom Dr

Custom Dr

Custom Dr

Custom Dr

Custom Dr

MUTCD Guidance: Acceptable alternative background colors to Green are Blue, Brown or White. The legend shall be White, except for Black on White signs. Custom colors require adequate contrast.

STEP 9 Choose Sign Border Style:

☐ NONE

☐ Edge - Should use on dark backgrounds

☐ Inset - Should use on white backgrounds

MUTCD Guidance: Borders are optional, but if used, must be the same color as the letters.

EASY ORDER CHECKLIST



THE NATCHEZ STREET NAME SYSTEM



Choose a 3" OD Post Style



☐ Smooth Finish Steel Post



☐ Fluted Finish Aluminum Post



Choose Post Lengths & Qty's:

QTY: 10'

QTY: 12'

QTY: 14'

MUTCD Guidance: When not using a breakaway anchor, posts should be embedded in concrete and buried 2ft in the ground. Proper Mounting height is 7ft foot from the bottom of sign to the road surface.



Choose Breakaway Systems & Qty's:

QTY: Non-Breakaway Surface Mount Welded Plate

QTY: V-Loc: Soft Soil

QTY: V-Loc: Existing Concrete

QTY: V-Loc: New Concrete

QTY: Non-Breakaway Anchor Plate ☐ None



Choose Base Style for ALL Posts:

☐ 9993- 27" ☐ SB-33- 24" ☐ 8397- 8.5" ☐ None

NOTE: Posts must be ordered separately.



◆ 8397: 8½" Tall Base: Attach directly to a 3" round post with 3 set screws, included. OPOZBR38397ABK



◆ 9993: 27" Tall Aluminum Base Easy to install. This base clamshells around new or existing poles and lock together using steel fasteners. Tightens to the post with 2 set screws, included.

◆ SB-33: 24" Tall Aluminum Base Easy to install. This base clamshells around new or existing poles and lock together using steel fasteners.

OPOZBR39993BK OPOZBR3SB33BK



Choose Style for ALL Post Top Finals:



☐ Pineapple



☐ Spear



☐ Ball

OPOZFR3657MDBK

OPOZFR39516MDBK

OPOZFR3FINB3BK

◆ 3 black set screws to attach to the post are included. The allen wrench to tighten set screws is NOT included.



Choose a Sign Blade Size:

QTY: 30" Sign Blades

QTY: 36" Sign Blades

◆ For use on low volume roads with Speed Limits 25 MPH or less



◆ 4" Letter Height minimum

◆ Use with Sign Arm or #800 Cantilever Wing Brackets

◆ For use on higher volume, conventional roads with Speed Limits over 25 MPH



◆ 6" Letter Height minimum

◆ Use with Sign Arm or #800 Cantilever Wing Brackets

Sizes follow the guidelines in the MUTCD (Manual on Uniform Traffic Control Devices), the national standard used for all roads, including private roads open to public travel.



Choose a Sign Bracket:

☐ #800 Cantilever Wing



OSIZ2UNCT800BK
24" Long

☐ Sign Arm



OSIZ2UNSA

NOTE: A bent lip sign style is required for use with a Sign Arm Bracket. A no lip sign style is required for use with Cantilever Wing Bracket.



EASY ORDER CHECKLIST

The Natchez Street Name System is the simplistic, sleek and modern version of our original Oxford System. Utilize our modular components including 3" posts, post bases, sleek sign arm brackets or metro wing brackets and finials to create your own modern system. Powder coated semi-gloss black for an elegant look.



NOTE: All Signs come standard with High Intensity Prismatic (HIP) sheeting and as a Flat, Double-Faced Sign Blade, unless otherwise requested. **Please E-Mail this form, along with a typed list of street name signs desired, to sales@cpcsigns.com**
Example: 30" Sign Blades: Qty (2) Main St, Qty (4) Henderson Ct --- **36" Sign Blades:** Qty (1) Clarksdale Rd, Qty (3) Custom Ave

STEP 8

Choose a Sign Style:

Standard ☐

Standard Dr

- ☐ bent lip
☐ no lip

Deluxe (Routed Sign)



STEP 9

Choose Sign Color Scheme:

- ☐ White on Green
☐ White on Blue
☐ White on Brown
☐ Black on White
☐ White on Black
☐ Other/Custom _____

Custom Dr

Custom Dr

Custom Dr

Custom Dr

Custom Dr

MUTCD Guidance: Acceptable alternative background colors to Green are Blue, Brown or White. The legend shall be White, except for Black on White signs. Custom colors require adequate contrast.

STEP 10

Choose Configuration:

☐ Offset

☐ Offset/Inverted



STEP 11

Choose Sign Border Style:

☐ NONE

☐ Edge - Use on dark backgrounds

☐ Inset - Use on white backgrounds

MUTCD Guidance: Borders are optional, but if used, must be the same color as the letters.

STEP 12

Choose Font/Prefix/Suffix:

Letter Font

☐ Highway Gothic

☐ Custom Font _____

MUTCD Guidance: Street Name Signs shall be composed of a combination of upper and lower case letters.

Prefix: ☐ Full Size ☐ Half Size

Suffix: ☐ Half Size ☐ Full Size

CPC Standard

MUTCD Guidance: Prefix/Suffix Height may be smaller than the height of the primary copy and may be abbreviated. No punctuation is to be used.

STEP 13

Choose Traffic Signs & Qtys:

QTY: _____ 30" STOP QTY: _____ 36" Yield

QTY: _____ 30" Warning _____

QTY: _____ Other _____ ☐ NONE



STEP 14

Choose Traffic Sign Backer Style:

☐ NONE

☐ Frame

☐ Plate

☐ Laminate



STEP 15

Choose Traffic Sign Hardware:

☐ U-Bolt Clamp

☐ NONE



(Set of 2) for 3" O.D. Post
 OTSBZR3UBCLAMP3BK

EASY ORDER CHECKLIST



THE VICKSBURG STREET NAME SYSTEM

STEP 1

Choose a 3" OD Post Style



☐ Smooth Finish Steel Post



☐ Fluted Finish Aluminum Post

STEP 2

Choose Post Lengths & Qtys:

QTY: 10' QTY: 12' QTY: 14'

MUTCD Guidance: When not using a breakaway anchor, posts should be embedded in concrete and buried 2ft in the ground. Proper Mounting height is 7ft foot from the bottom of sign to the road surface.

STEP 3

Choose Breakaway Systems & Qtys:

QTY: Non-Breakaway Surface Mount Welded Plate
QTY: V-Loc: Soft Soil
QTY: V-Loc: Existing Concrete
QTY: V-Loc: New Concrete
QTY: Non-Breakaway Anchor Plate ☐ None

STEP 4

Choose Base Style for ALL Posts:

☐ 9993-27" ☐ SB-33-24" ☐ 8397-8.5" ☐ None

NOTE: Posts *must* be ordered separately.



OPOZBR39993BK



OPOZBR3SB33BK

- ◆ 8397: 8½" Tall Base: Attach directly to a 3" round post with 3 set screws, included. OPOZBR38397ABK
- ◆ 9993: 27" Tall Aluminum Base Easy to install. This base clamshells around new or existing poles and lock together using steel fasteners. Tightens to the post with 2 set screws, included.
- ◆ SB-33: 24" Tall Aluminum Base Easy to install. This base clamshells around new or existing poles and lock together using steel fasteners.



STEP 5

Choose Style for ALL Post Top Finals:



☐ Pineapple

OPOZFR3657MDBK



☐ Spear

OPOZFR39516MDBK



☐ Ball

OPOZFR3FINB3BK

- ◆ 3 black set screws to attach to the post are included. The allen wrench to tighten set screws is NOT included.

STEP 6

Choose a Deluxe Logo Panel:

Logo Panel with Decorative Trim Bracket

☐ 6" x 6"

☐ 9" x 9"

☐ NONE

QTY:

QTY:



- ◆ Decorative Logo Trims hold double sided .080" aluminum flat logo signs without borders.

STEP 7

Choose Sign Color Scheme:

☐ White on Green

☐ White on Blue

☐ White on Brown

☐ Black on White

☐ White on Black

☐ Other/Custom

Custom Dr

Custom Dr

Custom Dr

Custom Dr

Custom Dr

MUTCD Guidance: Acceptable alternative background colors to Green are Blue, Brown or White. The legend shall be White, except for Black on White signs. Custom colors require adequate contrast.



EASY ORDER CHECKLIST

The Vicksburg Street Name System provides a unique and stark contrast to the other design options. This system utilizes modular components including 3" posts, post bases, wing mounted street name signs and logo panels mounted within decorative trim brackets. Powder coated semi-gloss black for an elegant look.



NOTE: All Signs come standard with High Intensity Prismatic (HIP) sheeting and as a Flat, Double-Faced Sign Blade, unless otherwise requested. **Please E-Mail this form, along with a typed list of street name signs desired, to sales@cpcsigns.com**
Example: 30" Sign Blades: Qty (2) Main St, Qty (4) Henderson Ct --- **36" Sign Blades:** Qty (1) Clarksdale Rd, Qty (3) Custom Ave



Choose Sign Blade/Bracket Size:

Sizes follow the guidelines in the MUTCD (Manual on Uniform Traffic Control Devices), the national standard used for all roads, including private roads open to public travel.



QTY: ____ 6" x 36" Sign Blade with Decorative Trim Bracket

- ◆ For use on low volume roads with Speed Limits 25 MPH or less
- ◆ 4" Letter Height *minimum*
- ◆ Accommodates longer street names than other custom street name systems



OSIZ3UNJTRIM36BK



QTY: ____ 9" x 36" Sign Blade with Decorative Trim Bracket

- ◆ For use on higher volume, conventional roads with Speed Limits over 25 MPH
- ◆ 6" Letter Height *minimum*



OSIZ3UNCNTRIM36BK



QTY: ____ 9" x 42" Sign Blade

- ◆ For use on higher volume, conventional roads with Speed Limits over 25 MPH
- ◆ 6" Letter Height *minimum*
- ◆ Accommodates longer street names



OSIZ3UNCNTRIM42BK



Choose Font/Prefix/Suffix:

Letter Font

☐ Highway Gothic

☐ Custom Font _____

Prefix: ☐ Full Size ☐ Half Size

Suffix: ☐ Half Size ☐ Full Size

CPC Standard

MUTCD Guidance: Prefix/Suffix Height may be smaller than the height of the primary copy and may be abbreviated. No punctuation is to be used.

MUTCD Guidance: Street Name Signs shall be composed of a combination of upper and lower case letters.



Choose Traffic Signs & Qtys:

QTY: ____ 30" STOP QTY: ____ 36" Yield

QTY: ____ 30" Warning _____

QTY: ____ Other _____ ☐ NONE



Choose Traffic Sign Backer Style:

☐ NONE

☐ Frame

☐ Plate

☐ Laminate



Choose Traffic Sign Hardware:

☐ U-Bolt Clamp

☐ NONE



(Set of 2) for 3" O.D. Post
OTSBR3UBCLAMP3BK

EASY ORDER CHECKLIST



THE OXFORD STREET NAME SYSTEM



STEP 1 Choose a 3" OD Post Style



☐ Smooth Finish Steel Post



☐ Fluted Finish Aluminum Post



STEP 2 Choose Post Lengths & Qtys:

QTY: 10'

QTY: 12'

QTY: 14'

MUTCD Guidance: When not using a breakaway anchor, posts should be embedded in concrete and buried 2ft in the ground. Proper Mounting height is 7ft foot from the bottom of sign to the road surface.



STEP 3 Choose Breakaway Systems & Qtys:

QTY: Non-Breakaway Surface Mount Welded Plate

QTY: V-Loc: Soft Soil

QTY: V-Loc: Existing Concrete

QTY: V-Loc: New Concrete

QTY: Non-Breakaway Anchor Plate ☐ None



STEP 4 Choose Base Style for ALL Posts:

☐ 9993-27" ☐ SB-33-24" ☐ 8397-8.5" ☐ None

NOTE: Posts *must* be ordered separately.



◆ 8397: 8½" Tall Base:
Attach directly to a 3" round post with 3 set screws, included. OPOZBR38397ABK



◆ 9993: 27" Tall Aluminum Base
Easy to install. This base clamshells around new or existing poles and lock together using steel fasteners. Tightens to the post with 2 set screws, included.

◆ SB-33: 24" Tall Aluminum Base
Easy to install. This base clamshells around new or existing poles and lock together using steel fasteners.

OPOZBR39993BK OPOZBR3SB33BK



STEP 5 Choose Style for ALL Post Top Finals:



☐ Pineapple



☐ Spear



☐ Ball

OPOZFR3657MDBK

OPOZFR39516MDBK

OPOZFR3FINB3BK

◆ 3 black set screws to attach to the post are included.
The allen wrench to tighten set screws is NOT included.



STEP 6 Choose a Sign Blade Size:

QTY: 30" Sign Blades

QTY: 36" Sign Blades

◆ For use on low volume roads with Speed Limits 25 MPH or less



◆ 4" Letter Height minimum

◆ Use with Dogwood -or- Scroll Ornamental Bracket

◆ For use on higher volume, conventional roads with Speed Limits over 25 MPH



◆ 6" Letter Height minimum

◆ Use with Dogwood -or- Scroll Ornamental Bracket

Sizes follow the guidelines in the MUTCD (Manual on Uniform Traffic Control Devices), the national standard used for all roads, including private roads open to public travel.



STEP 7 Choose a Sign Bracket:

☐ Dogwood

☐ Scroll



EASY ORDER CHECKLIST

The Oxford Street Name System is our original and most popular ornamental system. Utilize modular components including 3" posts, post bases, ornate welded cantilever wing brackets and finials to create a classic design. Powder coated semi-gloss black for an elegant look.



NOTE: All Signs come standard with High Intensity Prismatic (HIP) sheeting and as a Flat, Double-Faced Sign Blade, unless otherwise requested. Please E-Mail this form, along with a typed list of street name signs desired, to sales@cpcsigns.com
Example: 30" Sign Blades: Qty (2) Main St, Qty (4) Henderson Ct --- 36" Sign Blades: Qty (1) Clarksdale Rd, Qty (3) Custom Ave

STEP 8

Choose a Sign Style:

Standard ☐

Standard Dr

Deluxe (Routed Sign)



STEP 9

Choose Sign Color Scheme:

☐ White on Green

☐ White on Blue

☐ White on Brown

☐ Black on White

☐ White on Black

☐ Other/Custom

Custom Dr

Custom Dr

Custom Dr

Custom Dr

Custom Dr

MUTCD Guidance: Acceptable alternative background colors to Green are Blue, Brown or White. The legend shall be White, except for Black on White signs. Custom colors require adequate contrast.

STEP 10

Choose Configuration:

☐ Offset

☐ Offset/Inverted



STEP 11

Choose Sign Border Style:

☐ NONE

☐ Edge - Use on dark backgrounds

☐ Inset - Use on white backgrounds

MUTCD Guidance: Borders are optional, but if used, must be the same color as the letters.

STEP 12

Choose Font/Prefix/Suffix:

Letter Font

☐ Highway Gothic

☐ Custom Font

MUTCD Guidance: Street Name Signs shall be composed of a combination of upper and lower case letters.

Prefix: ☐ Full Size ☐ Half Size

Suffix: ☐ Half Size ☐ Full Size

CPC Standard

MUTCD Guidance: Prefix/Suffix Height may be smaller than the height of the primary copy and may be abbreviated. No punctuation is to be used.

STEP 13

Choose Traffic Signs & Qtys:

QTY: ___ 30" STOP QTY: ___ 36" Yield

QTY: ___ 30" Warning

QTY: ___ Other ☐ NONE



STEP 14

Choose Traffic Sign Backer Style:

☐ NONE

☐ Frame

☐ Plate

☐ Laminate



STEP 15

Choose Traffic Sign Hardware:

☐ U-Bolt Clamp

☐ NONE



(Set of 2) for 3" O.D. Post
 OTSBZR3UBCLAMP3BK

U-Channel Posts

U-CHANNEL SQUARE ROUND UNIVERSAL



Black Semi-Gloss Powder Painted items are available in 20 additional standard colors by custom ordering. Call for details.




Quick Tip
Increase safety with time-tested HI-VIZ Conspicuity Yellow

NOTE: Posts taller than 8' must ship truck line.



Ideal for Parking Lots



U-Channel Posts


- Most popular and widely used post system.
- Manufactured from high tensile steel using recycled railroad tracks.
- Green posts are typically used in rural areas.
- Galvanized posts are more popular for use in urban areas.
- Powder painted posts are used for a decorative look in cities, towns, businesses, parks and recreation areas.
- Semi-gloss black powder coat is available as standard option.
- Use compatible breakaway systems, brackets, bases, caps & finials to personalize and complete your system.

Substrate	Color	Length	Weight/Foot	ITEM CODE	Post Punch
 <p>Quick SHIP Punched Galvanized Steel Post</p>	Silver	3.5FT	2LB	RPOCG0352*	<p>*Base posts for breakaway feature.</p> <p>Posts are punched full length with 3/8" holes on 1" centers.</p>
		6FT	1.12LB Delineator	RPOCG061	
		7FT	1.12LB Delineator	RPOCG071	
		6FT	2LB	RPOCG062	
		8FT	2LB	RPOCG082	
		9FT	2LB	RPOCG092	
		10FT	2LB	RPOCG102	
		12FT	2LB	RPOCG122	
		12FT	3LB	RPOCG123	
		14FT	3LB	RPOCG143	
Substrate	Color	Length		ITEM CODE	Post Punch
 <p>Quick SHIP Punched Steel Post</p>	Painted Green	3.5FT	2LB	RPOCP0352*	<p>*Base posts for breakaway feature.</p> <p>Posts are punched full length with 3/8" holes on 1" centers.</p>
		6FT	1.12LB Delineator	RPOCP061	
		6FT	2LB	RPOCP062	
		7FT	2LB	RPOCP072	
		8FT	2LB	RPOCP082	
		10FT	2LB	RPOCP102	
		12FT	2LB	RPOCP122	
Substrate	Color	Length		ITEM CODE	Post Punch
 <p> Punched Steel Post</p>	Powder Painted Black	3.5FT	2LB	RPOCG0352*	<p>*Base posts for breakaway feature.</p> <p>Posts are punched full length with 3/8" holes on 1" centers.</p>
		6FT	2LB	OPOZARPOCP062BK	
		8FT	2LB	OPOZARPOCP082BK	
		10FT	2LB	OPOZARPOCP102BK	
		12FT	2LB	OPOZARPOCP122BK	
		12FT	3LB	OPOZARPOCP123BK	

U-Channel Post Anchors & Break-A-Way Systems



★ Safety Splice System



- ◆ Ingeniously simple design by Chicago Heights Steel.
- ◆ FHWA & AASHTO approved.
- ◆ Two special bolts & spacers join base post to top post.

Description	Couples Anchor to Post	ITEM CODE
Safety Splice System	1 to 2½ lbs	RPOCZSAFETYSPLICE
	3 to 4 lbs	RPOCZSAFETYSPLICE3



★ Lap Splice System

- ◆ Economical breakaway system by Marion Steel.
- ◆ FHWA & AASHTO approved.
- ◆ Two special bolts & spacers join base post to top post.

Description	Couples Anchor to Post	Color	ITEM CODE
Lap Splice System Size: 3/8" x 3/4" x 5"	2 to 2½ lbs	Silver	RPOCZLAPSPLICE
Lap Splice System Size: 1/2" x 3/4" x 5"	3 to 4 lbs	Gold	RPOCZLAPSPLICEG



★ Snap'n Safe Surface Mount



- ◆ Made of cast gray iron, and withstands winds of 120 mph.
- ◆ EASY INSTALLATION: Simply drill (3) holes in concrete using the base as guide. Secure coupler to concrete with (3) bolts. Attach sign post with (2) bolts.
- ◆ Installation hardware included.

Description	Couples Anchor to Post	Color	ITEM CODE
Snap'n Safe Surface Mount for U-Channel Posts	2 to 4 lbs	Silver	RPOCZSMUSNAPNSAFE

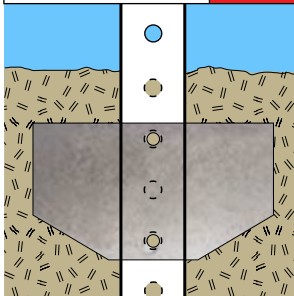


★ Snap'n Safe Coupler



- ◆ Made of cast gray iron, and withstands winds of 120 mph.
- ◆ EASY INSTALLATION: Simply insert Coupler in anchor and bottom of sign post and assemble with (4) bolts.
- ◆ Installation hardware included.

Description	Couples Anchor to Post	Color	ITEM CODE
Snap'n Safe Coupler for U-Channel Posts	2 to 4 lbs	Silver	RPOCZSNAPNSAFE



★ Anchor Plate

- ◆ Galvanized anchor plate keeps post firmly in place.

Description	Fits Post Size	ITEM CODE
Anchor Plate Size: 7" x 4" Weight: 0.5 lbs	2 to 4 lbs	BA080APLATEUCH

★ Anchor Screws



Description	Size	For Surface Types	Color	ITEM CODE
Surface Mount Anchor Screw	1/2" x 4"	Concrete	Silver	RHSMSCA1240
	3/8" x 2-1/2"			RHSMSCA3825
	3/8" x 4"	Asphalt		RHSMSCA3840



★ Surface Mount Breakaway Bases



Universal Stub for Round, U-Channel and Square Post 1.75" or larger

Description	Fits Post Type	Color	ITEM CODE
15" Diameter Surface Mount Breakaway Base	Universal	Silver	RPOGPBSB100
Replacement Stub			RPOGPBSB100ZRS
15" Diameter Surface Mount Breakaway Base		Powder Painted Black	OPOZEUGPBSB100BK
Replacement Stub			OPOZEUGPBSB100ZRSBK



★ Sign Savers

Installing 3" x 3" Sign Savers between the sign and post or between sign and a chain link fence prevents bending of signs from over tightening.



Description	Fits Post Type	ITEM CODE
Sign Saver	Universal	BA080SAVER
Complete Hardware Packages include all Hardware and Sign Savers necessary to mount sign(s) to chain link fences.	RH0112PSV01	1 sign to fence
	RH0112PSV10	10 signs to fence

U-Channel Post Brackets

U-CHANNEL SQUARE ROUND UNIVERSAL



5 1/2" 90°/180° Caps



- 5-1/2" slot includes hardware for (F) Flat up to .125" or (X) Extruded sign blades.

Standard aluminum brackets are designed for street name sign blades up to 6" tall; typically used in areas with speed limits of 25 MPH or under.



Description	Fits Post Type	Color	ITEM CODE
5-1/2" 90° Cap	U-Channel	Silver	RBP91U(F/X)-OL90 (50/BOX)
		Powder Painted Black	OSIZ1U90P91U(F/X)OLBK
5-1/2" 180° Cap	U-Channel	Silver	RBP91U(F/X)-NU180 (30/BOX)
		Powder Painted Black	OSIZ1U180P91U(F/X)NUBK



5 1/2" Crosspieces



- 5-1/2" slot includes hardware for (F) Flat up to .125" or (X) Extruded sign blades.
- Use the aluminum crosspieces to stack signs at roadway intersections.

Description	For Post Type	Color	ITEM CODE
5-1/2" Crosspiece	Universal	Silver	RBP990(F/X) (50/BOX)
		Powder Painted Black	OSIZ1CRP990(F/X)BK



4" Cross Separators Adjustable 45° or 180°



- 4" slot includes hardware for (F) Flat up to .125" or (X) Extruded sign blades.
- Use the aluminum cross separator to stack signs at roadway intersections.

Description	For Post Type	Color	ITEM CODE
Aluminum 45° or 180° Cross Separator	Universal	Silver	RBP457(F/X) (100/BOX)
		Powder Painted Black	OSIZ1CRP457(F/X)BK



Decorative Sign Top Finial

Description	Fits Post Type	Color	ITEM CODE
Decorative Sign Top Finial	Universal	Silver	RBPB317(F/X)
		Powder Painted Black	OPOZF1317(F/X)BK



Black Semi-Gloss Powder Painted items are available in 20 additional standard colors by custom ordering. Call for details.

2021 | Catalog#14



Jumbo 90°/180° Caps



- 12" slot includes hardware for (F) Flat up to .125" or (X) Extruded sign blades.
- Aluminum Jumbo brackets support the larger street name signs with 6" high copy.



Description	Fits Post Type	Color	ITEM CODE
12" Jumbo 90° Cap	U-Channel	Silver	RBP412U(F/X)OL90 (30/BOX)
		Powder Painted Black	OSIZ1U90J412U(F/X)OLBK
12" Jumbo 180° Cap	U-Channel	Silver	RBP412U(F/X)NU180 (30/BOX)
		Powder Painted Black	OSIZ1U180J412U(F/X)NUBK



Jumbo Crosspiece



- Use these aluminum crosspieces to stack signs at roadway intersections.
- 12" slot includes hardware for (F) Flat up to .125" or (X) Extruded sign blades.
- Aluminum Jumbo brackets support the larger street name signs with 6" high copy.

Description	For Post Type	Color	ITEM CODE
12" Jumbo Crosspiece	Universal	Silver	RBP412C(F/X) (10/BOX)
		Powder Painted Black	OSIZ1CRJ412C(F/X)BK



3 3/8" Econo 180° Cap

- 3-3/8" slot includes hardware for Flat sign blades.
- Super Economy Aluminum Bracket for tight budgets or short-term projects.



Description	Fits Post Type	Color	ITEM CODE
Econo 180° Cap	U-Channel	Silver	RPBROKPRUF1 (100/BOX)



3 3/8" Econo Crosspiece

- 3-3/8" slot includes hardware for Flat sign blades.
- Use the aluminum econo crosspiece to stack signs at roadway intersections.



Description	Fits Post Type	Color	ITEM CODE
Econo Crosspiece	Universal	Silver	RBP390 (100/BOX)



Increase safety with time-tested HI-VIZ Conspicuity Yellow



Bracket Set Screws & Tools



- Secure street name sign to sign brackets.
- An Allen Wrench Tool required to install set screws.



Description	Color	ITEM CODE
5/16" Standard Set Screw (100/BOX)	Silver	RHB5K56
5/16" Center Pin Set Screw (100/BOX)		RHBPRP38
5/16" Stainless Steel Set Screw (100/BOX)		RHBSSK56
Stainless Steel Set Screw (single)	Black Zinc	OZHRHBSSK56BLACK
Stainless Steel Set Screw (3 pack)		OZHRHBSSK56BLACKPK
T-Style Allen Wrench Tool for Set Screws		RHBSSKT100
L-Style Allen Wrench Tool for Set Screws		RHBSSKF100



Vandal Resistant Bolts & Tool



Description	ITEM CODE
Button Head Vandal Resistant Bolt 5/16" x 3/4" (100/Box)	RHBHP76
12 Point Vandal Resistant Bolt 5/16" x 1/2" (100/Box)	RHBVPA12
12 Point Tool for RHBVPA12	RHBVPA12T43

Cherry-Mate Rivets & Rivet Gun



Cherry-Mate Rivets



Rivet Gun

Description	Fits Post Size	ITEM CODE
#18 Cherry-Mate Rivet	1.12 lbs	RHRBALM8BP18
#26 Cherry-Mate Rivet	2 lbs	RHRBALM8BP26
#30 Cherry-Mate Rivet	2½ lbs	RHRBALM8BP30
#34 Cherry-Mate Rivet	3 to 4 lbs	RHRBALM8BP34
Rivet Gun		RHRBALMGUN

Semi-Custom Hardware Systems



Pre-Packaged Hardware

Make aluminum sign installation easy by using one of our semi-customized hardware systems. Choose a bolt, nut and washer style in each system to create your own semi-custom packages. *Typically Sold in Boxes of 100*

Make aluminum sign installation easy by using one of our hardware packages. Each package is pre-sized to ensure adequate fit to the post.

Standard System	Vandal Resistant System	Tufnut Vandal Resistant System	Special System	Econo Hexhead Packages	Vandal Resistant Packages	Vandal Resistant Packages
 RHB51625H 5/16" x 2-1/2" Zinc Hex Bolt	 RHB51625OW One-Way Tamper Bolt 5/16" x 2-1/2"	 RHTB3 5/16" x 3"	 RHN516FLUTEDA 5/16" Fluted Tamper Resistant Nut	 Package for mounting signs to 1.12# delineator posts RH0112E01 1 sign to post RH0112E10 10 signs to posts	 Package for mounting signs to 1.12# delineator posts RH0112V01 1 sign to post RH0112V10 10 signs to posts	 Package for mounting signs to 1.12# delineator posts RH0112PSV01 1 sign to post RH0112PSV10 10 signs to posts
 RHW516NYLON 5/16" Nylon Washer	 RHB51625C 5/16" x 2-1/2" RHB51630CAT 5/16" x 3" Zinc Carriage Bolt	 RHTB25 5/16" x 2-1/2" Tuf Bolt	 RHTN31 5/16" Tufnut	 Package for mounting signs to 2-3# u-channel posts RH023E01 1 sign to post RH023E10 10 signs to posts	 Package for mounting signs to 2-3# u-channel posts RH023V01 1 sign to post RH023V10 10 signs to posts	 Package for mounting signs to 2-3# u-channel posts RH023PSV01 1 sign to post RH023PSV10 10 signs to posts
 RHW516LOC 5/16" Zinc Lock Washer	 RHW516NYLON 5/16" Nylon Washer	 RHW516NYLON 5/16" Nylon Washer	 RHW516 5/16" Zinc Washer			
 RHN516 5/16" Zinc Nut	 RHN516VPA - Econo 5/16" Breakaway Vandal Proof Nut RHN516VPAPREMIUM 5/16" Breakaway Vandal Proof Nut Made In The U.S.A.	 RHTN31 5/16" Tufnut	 RHN516FLUTEDT2 Tool For Fluted Nut			


Round Posts

U-CHANNEL SQUARE ROUND UNIVERSAL



Black Semi-Gloss Powder Painted items are available in 20 additional standard colors by custom ordering. Call for details.

Quick Tip
Increase safety with time-tested HI-VIZ Conspicuity Yellow



- ◆ Round Posts are commonly used for a decorative look.
- ◆ 2-3/8" O.D. round posts are good for small sign installation projects.
- ◆ 3" O.D. and 4" O.D. round posts are ideal for larger projects.
- ◆ Available in steel or aluminum and smooth or fluted styles.
- ◆ Semi-gloss black powder coat is available as standard option.
- ◆ Use compatible breakaway systems, brackets, bases, caps & finials to personalize and complete your system.

NOTE: POSTS TALLER THAN 8' MUST SHIP TRUCK LINE.

Substrate	Size	Wall Thickness	Color	Length	ITEM CODE	Bracket Holes
	2 3/8" O.D.	16 Gauge (.065")	Silver	10' (120")	RPORG10	NONE
				12' (144")	RPORG12	
			Powder Painted Black	10' (120")	OPOZARPORG10BK	
				12' (144")	OPOZARPORG12BK	
Substrate	Size	Wall Thickness	Color	Length	ITEM CODE	Bracket Holes
	3" O.D.	14 Gauge (.0785")	Powder Painted Black	10' (120")	OPOR3S1014BK(XX)	(XX) No Holes (P0) or 8 Holes* = (P) (P2) (P3)
				12' (144")	OPOR3S1214BK(XX)	
				14' (168")	OPOR3S1414BK(XX)	
	3" O.D.	.125"	Powder Painted Black	10' (120")	OPOR3AS10125BK(XX)	(XX) No Holes (P0) or 8 Holes* = (P) (P2) (P3)
				12' (144")	OPOR3AS12125BK(XX)	
				14' (168")	OPOR3AS14125BK(XX)	
	3" O.D.	.125"	Silver	10' (120")	XRORTALRF1253120	NONE
				12' (144")	XRORTALRF1253144	
				14' (168")	XRORTALRF1253168	
			Powder Painted Black	10' (120")	OPOR3AF10125BK(XX)	(XX) No Holes (P0) or 8 Holes* = (P) (P2) (P3)
				12' (144")	OPOR3AF12125BK(XX)	
				14' (168")	OPOR3AF14125BK(XX)	
Substrate	Size	Wall Thickness	Color	Length	ITEM CODE	Bracket Holes
	4" O.D.	11 Gauge (.125")	Powder Painted Black	10' (120")	OPOR4S1011BK(XX)	(XX) No Holes (P0) or 8 Holes* = (P) (P2) (P3)
				12' (144")	OPOR4S1211BK(XX)	
				14' (168")	OPOR4S1411BK(XX)	
	4" O.D.	.125"	Powder Painted Black	10' (120")	OPOR4AS10125BK(XX)	(XX) No Holes (P0) or 8 Holes* = (P) (P2) (P3)
				12' (144")	OPOR4AS12125BK(XX)	
				14' (168")	OPOR4AS14125BK(XX)	
Substrate	Size	Wall Thickness	Color	Length	ITEM CODE	Bracket Holes
	4" O.D.	.125"	Powder Painted Black	10' (120")	OPOR4AF10125BK(XX)	(XX) No Holes (P0) or 8 Holes* = (P) (P2) (P3)
				12' (144")	OPOR4AF12125BK(XX)	
				14' (168")	OPOR4AF14125BK(XX)	

*Call Customer Service for sign bracket pre-punched hole compatibility information.

Round Post Anchors & Break-A-Way Systems

fits
2 3/8" OD
posts



★ Surface Mount Assembly

Anchor Screws,
SOLD separately.

Description	Color	ITEM CODE
Surface Mount Assembly	Silver	RPORZSM238SB200
1/2" x 4" Anchor Screws - Concrete		RHSMSCA1240
3/8" x 2-1/2" Anchor Screws - Concrete		RHSMSCA3825
3/8" x 4" Anchor Screws - Asphalt		RHSMSCA3840
Surface Mount Assembly	Powder Painted Black	OPOR238SSMBK

fits
2 3/8" OD
posts



★ Snap'n Safe Coupler



- ◆ Made of cast gray iron, and withstands winds of 120 mph.
- ◆ EASY INSTALLATION: Simply insert Coupler in anchor and tighten with set screws.
- ◆ Installation hardware included.

Description	Color	ITEM CODE
Snap'n Safe Coupler fits 8 to 12 gauge steel 2-3/8" round posts	Silver	RPORZSNAPNSAFE238081
Snap'n Safe Coupler fits 13 to 16 gauge steel 2-3/8" round posts		RPORZSNAPNSAFE238131

★ Breakaway System V-Loc Anchor Kits



- ◆ Flush Mount helps prevent vehicle rollovers.
- ◆ NCHRP-350 APPROVED: post breakaways when hit.
- ◆ Guaranteed Re-usability saves time and money.
- ◆ Stabilizer Bar & Bolt for anti-twist and turning.
- ◆ Yield and release method allocates time for post to pop up, allows drivers to drive thru.
- ◆ **NOTE: V-loc soil mounts do not require concrete.**



Ground Type	Fits Post Size	ITEM CODE
Existing Concrete	2 3/8" O.D.	RPORZVR123820R
Soft Soil		RPORZVR323R
Soil		RPORZVRB23VR2
Soil w/clean-out bar		RPORZVRB23VR2B
New Concrete	3" O.D.	RPORZVR1P330RNC
Soft Soil		RPORZVR330R
Existing Concrete		RPORZVR330RC

★ Surface Mount Welded Plate



Description	Fits Post Size	Color	For Post Substrate	ITEM CODE
Surface Mount Welded Base Plate	3" O.D.	Powder Painted Black	Aluminum	OPOR3ASMWBK
			Steel	OPOR3SSMWBK
	4" O.D.		Aluminum	OPOR4ASMWBK
			Steel	OPOR4SSMWBK

fits
2 3/8" OD
posts



★ POZ-LOC® Socket System

POZ-LOC® Socket System - a simple, cost effective way to install small signs without digging, concrete, threading, or nuts and bolts. Simple to use, a socket assembly includes a 27" socket and wedge. *Post Sold Separately.*

Description	Color	ITEM CODE
Assembly (includes Socket & Wedge)	Silver	RPORZPOZLOCWSW
Socket Only		RPORZPOZLOCZSOCKET
Wedge Only		RPORZPOZLOCZWEDGE

fits
2 3/8" OD
posts



★ Snap'n Safe Surface Mount

- ◆ Made of cast gray iron, and withstands winds of 120 mph.
- ◆ EASY INSTALLATION: Simply drill (3) holes in concrete using the base as guide. Secure coupler to concrete with (3) bolts. Attach sign post with (2) bolts.
- ◆ Installation hardware included.

Description	Color	ITEM CODE
Snap'n Safe Surface Mount fits 8 to 16 gauge steel 2-3/8" round posts	Silver	RPORZSM238SNAPNSAFE



★ Anchor Plate

Solve your round post anchoring problem with these anchor plates designed to keep post from turning and reducing the need for concrete.

Description	Fits Post Size	ITEM CODE
Anchor Plate Size: 7.75" x 6.0" Weight: 0.3 lbs	2 3/8" to 3" O.D.	BA080APLATE238
Self Tapping Metal Screw (2 Required)		RH141HEX
Driver for Screws		RH141HEXSETTER



★ Surface Mount Breakaway Bases



Universal Stub for Round, U-Channel and Square Post 1.75" or larger

Description	Fits Post Type	Color	ITEM CODE
15" Diameter Surface Mount Breakaway Base	Universal	Silver	RPOGPBSB100
Replacement Stub			RPOGPBSB100ZRS
15" Diameter Surface Mount Breakaway Base		Powder Painted Black	OPOZEUGPBSB100BK
Replacement Stub			OPOZEUGPBSB100ZRSBK

Round Post Brackets

U-CHANNEL SQUARE ROUND UNIVERSAL



5 1/2" Post Caps



- 5-1/2" slot includes hardware for (F) Flat up to .125" or (X) Extruded sign blades.
- Standard aluminum brackets are designed for street name sign blades up to 6" tall; typically used in areas with speed limits of 25 MPH or under.

Description	Fits Post Size	Color	ITEM CODE
5-1/2" Post Cap	2 3/8" O.D.	Silver	RPB922(F/X) (50/BOX)
		Powder Painted Black	OSIZ1R238P922(F/X)BK
	3" O.D.	Silver	RPB993(F/X) (50/BOX)
		Powder Painted Black	OSIZ1R3P993(F/X)BK



5 1/2" Crosspieces



- 5-1/2" slot includes hardware for (F) Flat up to .125" or (X) Extruded sign blades.
- Use the aluminum crosspieces to stack signs at roadway intersections.

Description	For Post Type	Color	ITEM CODE
5-1/2" Crosspiece	Universal	Silver	RPB990(F/X) (50/BOX)
		Powder Painted Black	OSIZ1CRP990(F/X)BK



4" Cross Separators Adjustable 45° or 180°



- 4" slot includes hardware for (F) Flat up to .125" or (X) Extruded sign blades.
- Use the aluminum cross separator to stack signs at roadway intersections.

Description	For Post Type	Color	ITEM CODE
Aluminum 45° or 180° Cross Separator	Universal	Silver	RPB457(F/X) (100/BOX)
		Powder Painted Black	OSIZ1CRP457(F/X)BK



3 3/8" Econo Post Cap

- 3-3/8" slot includes hardware for Flat sign blades.
- Super Economy Aluminum Bracket for tight budgets or short-term projects.



Description	Fits Post Size	Color	ITEM CODE
Econo Post Cap	2 3/8" O.D.	Silver	RPBROKPRUF2 (50/BOX)



3 3/8" Econo Crosspiece

- 3-3/8" slot includes hardware for Flat sign blades.
- Use the aluminum econo crosspiece to stack signs at roadway intersections.



Description	Fits Post Type	Color	ITEM CODE
Econo Crosspiece	Universal	Silver	RPB390 (100/BOX)



Jumbo Post Caps



- 12" slot includes hardware for (F) Flat up to .125" or (X) Extruded sign blades.
- Aluminum Jumbo brackets support the larger street name signs with 6" high copy.

Description	Fits Post Size	Color	ITEM CODE
12" Jumbo Post Cap	2 3/8" O.D.	Silver	RPB412R(F/X)238 (25/BOX)
		Powder Painted Black	OSIZ1R238J412R(F/X)BK
	3" O.D.	Silver	RPB412R(F/X)3 (25/BOX)
		Powder Painted Black	OSIZ1R3J412R(F/X)BK



Jumbo Crosspiece



- Use these aluminum crosspieces to stack signs at roadway intersections.
- 12" slot includes hardware for (F) Flat up to .125" or (X) Extruded sign blades.
- Aluminum Jumbo brackets support the larger street name signs with 6" high copy.

Description	For Post Type	Color	ITEM CODE
12" Jumbo Crosspiece	Universal	Silver	RPB412C(F/X) (10/BOX)
		Powder Painted Black	OSIZ1CRJ412C(F/X)BK



Bracket Set Screws & Tools



- Secure street name sign to sign brackets.
- An Allen Wrench Tool required to install set screws.

Description	Color	ITEM CODE
5/16" Standard Set Screw (100/BOX)	Silver	RHB5SK56
5/16" Center Pin Set Screw (100/BOX)		RHBPRP38
5/16" Stainless Steel Set Screw (100/BOX)		RHBSSK56
Stainless Steel Set Screw (single)	Black Zinc	OZHRHBSSK56BLACK
Stainless Steel Set Screw (3 pack)		OZHRHBSSK56BLACKPK
T-Style Allen Wrench Tool for Set Screws		RHBSSKT100
L-Style Allen Wrench Tool for Set Screws		RHBSSKF100



Vandal Resistant Bolts & Tool



Description	ITEM CODE
Button Head Vandal Resistant Bolt 5/16" x 3/4" (100/Box)	RHBHP76
12 Point Vandal Resistant Bolt 5/16" x 1/2" (100/Box)	RHBVPA12
12 Point Tool for RHBVPA12	RHBVPA12T43



★ Sign Savers

Installing 3" x 3" Sign Savers between the sign and post or between sign and a chain link fence prevents bending of signs from over tightening.



ITEM CODE

BA080SAVER



★ U-Bolt Clamps



U-bolt clamps for mounting a traffic sign on a round post. Includes hardware.

Description	Fits Post Size	Color	ITEM CODE
U-Bolt Clamps (Set of 2)	2 3/8" O.D.	Silver	RPBZUBCLAMP238
		Powder Painted Black	OTSBRZ238UBCLAMPBK
	3" O.D.	Silver	RPBZUBCLAMP3
		Powder Painted Black	OTSBRZ3UBCLAMP3BK
	4" O.D.	Silver	RPBZUBCLAMP4
		Powder Painted Black	OTSBRZ4UBCLAMP4BK



★ Back to Back Brackets



Interlocking Bracket for mounting 2 signs to a round post.

Description	Fits Post Size	Color	ITEM CODE
Back to Back Bracket (Set of 2)	2 3/8" O.D.	Silver	RPBZBB832
		Powder Painted Black	OTSBRZ238PPBZBB832BK



★ Single Brackets

Interlocking Bracket for mounting 1 sign to a round post.



Description	Fits Post Size	Color	ITEM CODE
Single Brackets (Set of 2)	2 3/8" O.D.	Silver	RPBZ238



Black Semi-Gloss Powder Painted items are available in 20 additional standard colors by custom ordering. Call for details.



★ Sign Panel Brackets



- ◆ (4) Sign Panel Brackets required to support larger signs mounted between two posts.
- ◆ (2) Sign Panel Brackets required to cantilever mount a sign to one post (also known as flag mount)
- ◆ Hardware Included:
(2) 5/16" Set Screws

Description	Fits Post Size	Color	ITEM CODE
Aluminum Sign Panel Bracket	2 3/8" O.D.	Powder Painted Black	OSIZ5SPR2BK
	3" O.D.		OSIZ5SPR3BK
	4" O.D.		OSIZ5SPR4BK



★ Bell Wing Brackets

- ◆ Aluminum Bell Wing Brackets designed for wall, concrete, wood or any post such as a signal or utility posts with 3/4" strapping, bolts or 5/16" lag screws or spikes.
- ◆ Sign attaches with 5/16" bolts. Hardware NOT Included.



Size	Description	Fits Post Type	Color	ITEM CODE
12"	Bell Wing Bracket (12" requires single strap)	SQUARE ROUND	Silver	RPBCTBW12 (50/BOX)
18"				RPBCTBW18 (50/BOX)
24"				RPBCTBW24 (25/BOX)
12"			Powder Painted Black	OSIZ2UNPCTBW12BK
18"				OSIZ2UNPCTBW18BK
24"				OSIZ2UNPCTBW24BK



★ #4 Wing Brackets



- ◆ The #4 Aluminum Wing Bracket is designed for wall or post mount of up to .125 gauge flat or extruded signs with 3/4" strapping or bolts, lag screws, or spikes in 2 - .4375 diameter holes.
- ◆ Includes hardware to attach sign to bracket.

Description	Fits Post Type	Color	ITEM CODE
#4 Wing Bracket Size: 4.5" tall x 2.5" wide	SQUARE ROUND	Silver	RPBCT4 (50/BOX)
		Powder Painted Black	OSIZ2UNPCT4BK



Increase safety with time-tested HI-VIZ Conspicuity Yellow

Round Post Brackets

U-CHANNEL SQUARE ROUND UNIVERSAL



Cantilever Wing Brackets

- Aluminum Cantilever Wing Brackets are designed for Flat up to .125" or Extruded sign blades.
- Strap or bolt to post, wall, concrete or wood.
- Includes hardware to attach sign to bracket.
- NOTE: For fastest service a "P0" post hole pattern can be ordered and field drilled hole pattern needed for wing brackets.



Description	Fits Post Type	Color	Size	ITEM CODE
Cantilever Wing Bracket	SQUARE	Silver	14.4"	RPBCT8 (10/BOX)
			24"	RPBCT800 (15/BOX)
			30"	RPBCT830 (10/BOX)
			36"	RPBCT836 (10/BOX)
	ROUND	Powder Painted Black	14.4"	OSIZ2UNCT8BK
			24"	OSIZ2UNCT800BK
			30"	OSIZ2UNCT830BK
			36"	OSIZ2UNCT836BK



Hardware Sets

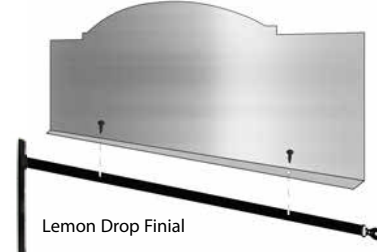
- Hardware sets for mounting sign arm brackets and trim brackets to posts.



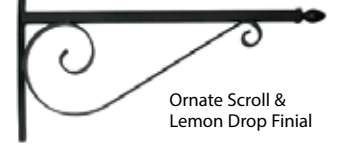
Description	Mounts Bracket Type	Fits Post Type	Color	ITEM CODE
Bracket Hardware Sets	2 Sign Arm Brackets to Post	3"	3"	OZHRH03
	2 Sign & 2 Logo Trim Brackets to Post	SMOOTH SQUARE	O.D. ROUND	OZHRH03L3
	2 Sign Arm Brackets to Post	4"	4"	OZHRH04
	2 Sign & 2 Logo Trim Brackets to Post	SMOOTH SQUARE	O.D. ROUND	OZHRH04L3



Sign Arm Brackets



- Steel sign arm bracket is pre-punched with holes to match the hole pattern on a bent lip sign.
- Includes hardware to attach sign to bracket.
- NOTE: Sign arm brackets require a "P" post hole punch pattern.



Description	Fits Post Type		Color	Size	ITEM CODE
Bracket with Ornate Dogwood Lemon Drop Finial	3" & 4" SMOOTH SQUARE	3" & 4" O.D. ROUND	Powder Painted Black	30"	OSIZ4UNJDOGWDLDBK
				36"	OSIZ4UNCDOGWDLDBK
Bracket with Lemon Drop Finial				30"	OSIZ2UNSAJLDBK
				36"	OSIZ2UNSACLDBK
Bracket with Ornate Scroll Lemon Drop Finial				30"	OSIZ4UNJSCROLLDBK
				36"	OSIZ4UNCSCROLLDBK



Bent Lip Hardware • Tools

- For mounting bent lip design street name signs to sign arm brackets.

Description	ITEM CODE
Black Torx Head Screw	OZHRH8TH140
Torx Head Screw Bit with Tamper Proof Center Pin	RHBTHB14
3.5" Torx Bit Extension	RHBTHB3



Sign Trim Brackets

- Trim bracket designs for use with .080" aluminum street name signs.
- Post hole punch patterns: Use "P3" for 6" trims and "P" for 9" trims.



Description	Fits Post Type		Color	Fits Sign Size	ITEM CODE
Sign Trim Bracket	3" & 4" SMOOTH SQUARE	3" & 4" O.D. ROUND	Powder Painted Black	6" x 36" with .75" corner radius	OSIZ3UNJTRIM36BK
				9" x 36" with 1.5" corner radius	OSIZ3UNCTRIM36BK
				9" x 42" with 1.5" corner radius	OSIZ3UNCTRIM42BK
Logo Trim Bracket				6" x 6"	OSIZ3UNJTRIMLOGOBK
				9" x 9"	OSIZ3UNCTRIMLOGOBK

Round Post Bases, Caps & Finials



★ Bracket Sign Top Adapter



- Aluminum adapters designed for use with larger posts and smaller caps for more flexibility in designing your sign system.
- Includes hardware.

Description	Fits Post Size	Color	ITEM CODE
ADAPTER23 Bracket Sign Top Adapter Adapts 3" Post to 2-3/8" Cap	3" O.D.	Silver	RPBMPOADR2383
		Powder Painted Black	OSIZ1RADAPTER23BK
ADAPTER34 Bracket Sign Top Adapter Adapts 4" Post to 3" Cap	4" O.D.	Powder Painted Black	OSIZ1RADAPTER34BK



★ Post Bases

- Aluminum bases for use with round posts to provide a decorative, finished style.
- Includes hardware when required with base style.



Description	Fits Post Size	Color	ITEM CODE
8397 8-1/2" Tall Base	3" O.D.	Powder Painted Black	OPOZBR38397ABK
SB-23 4" Tall Base			OPOZBR35B23BK
SB-93 16" Tall Base			OPOZBR35B93BK
SB-33 24" Tall Base			OPOZBR35B33BK
2PC3 24" Tall Base			OPOZBR32PC3BK
9993 27" Tall Base			OPOZBR39993BK
Description	Fits Post Size	Color	ITEM CODE
SB-24 3.5" Tall Base	4" O.D.	Powder Painted Black	OPOZBR45B24BK
SB-94 16" Tall Base			OPOZBR45B94BK
SB-64 18" Tall Base			OPOZBR45B64BK
2PC4 24" Tall Base			OPOZBR42PC4BK
SB-34 25" Tall Base			OPOZBR45B34BK
9994 27" Tall Base			OPOZBR49994BK



Decorative Sign Top Finial

Description	Fits Post Type	Color	ITEM CODE
Decorative Sign Top Finial	Universal	Silver	RPBM317(F/X)
		Powder Painted Black	OPOZF1317(F/X)BK



★ Post Caps & Finials

- Aluminum caps & finials for use with round posts to keep the weather out and provide a decorative, finished style.
- Includes hardware.



Description	Fits Post Size	Color	ITEM CODE
Deluxe Dome Cap	2 3/8" O.D.	Silver	RPBRPCDD2
Closure Cap			RPBRPCLCAP238
Dome Cap			RPBRPCDC250
Deluxe Dome Cap		Powder Painted Black	OPOZFR238DD2BK
Closure Cap			OPOZFR238CPCLCAPBK
Dome Cap			OPOZFR238CPCDC250BK
Description	Fits Post Size	Color	ITEM CODE
Deluxe Dome Cap	3" O.D.	Silver	RPBRPCDD3
Closure Cap			RPBRPCLCAP3
Dome Cap			RPBRPCDC300
Deluxe Dome Cap		Powder Painted Black	OPOZFR3DD3BK
Closure Cap			OPOZFR3CPCLCAP30BK
Dome Cap			OPOZFR238CPCDC300BK
Spear Finial			OPOZFR39516MDBK
Pineapple Finial			OPOZFR3657MDBK
Acorn FINA Finial			OPOZFR3FINA3BK
Ball FINR Finial			OPOZFR3FINR3BK
Ball FINB Finial			OPOZFR3FINB3BK
Description	Fits Post Size	Color	ITEM CODE
Deluxe Dome Cap	4" O.D.	Powder Painted Black	OPOZFR4DD4BK
Spear Finial			OPOZFR49516MDBK
Pineapple Finial			OPOZFR4657MDBK
Acorn FINA Finial			OPOZFR4FINA4BK
Ball FINB Finial			OPOZFR4FINB4BK



Black Semi-Gloss Powder Painted items are available in 20 additional standard colors by custom ordering. Call for details.



Increase safety with time-tested HI-VIZ Conspicuity Yellow

Square Posts

U-CHANNEL SQUARE ROUND UNIVERSAL












Black Semi-Gloss Powder Painted items are available in 20 additional standard colors by custom ordering. Call for details.

Quick Tip
Increase safety with time-tested HI-VIZ Conspicuity Yellow

Square Posts

- ◆ Square Posts are versatile, 4-sided sign mounting, at any height.
- ◆ 1.75" and 2" square posts are good for parking lots and small projects. 3" and 4" square posts are ideal for larger projects.
- ◆ Available in steel or aluminum and smooth styles.
- ◆ Semi-gloss black powder coat is available as standard option.
- ◆ Use compatible breakaway systems, brackets, bases, caps & finials to personalize and complete your system.

NOTE: POSTS TALLER THAN 8' MUST SHIP TRUCK LINE.

Substrate	Size	Wall Thickness	Color	Length	ITEM CODE	Post Punch
	1.75"	14 Gauge	Silver	8' (96")	RPOSG0814175	Posts are punched full length with 7/16" holes on 1" centers.
				10' (120")	RPOSG1014175	
				12' (144")	RPOSG1214175	
	1.75"	14 Gauge	Powder Painted Black	8' (96")	OPOZARPOSG0814175	
				10' (120")	OPOZARPOSG1014175	
				12' (144")	OPOZARPOSG1214175	
Substrate	Size	Wall Thickness	Color	Length	ITEM CODE	Post Punch
	2"	14 Gauge	Silver	8' (96")	RPOSG08142	Posts are punched full length with 7/16" holes on 1" centers.
				10' (120")	RPOSG10142	
				12' (144")	RPOSG12142	
	2"	14 Gauge	Powder Painted Black	8' (96")	OPOZARPOSG08142	
				10' (120")	OPOZARPOSG10142	
				12' (144")	OPOZARPOSG12142	
Substrate	Size	Wall Thickness	Color	Length	ITEM CODE	Bracket Holes
	2"	16 Gauge	Powder Painted Black	10' (120")	OPOS2S1016BKP0	NONE
				12' (144")	OPOS2S1216BKP0	
Substrate	Size	Wall Thickness	Color	Length	ITEM CODE	Bracket Holes
	3"	14 Gauge	Powder Painted Black	10' (120")	OPOS3S1014BK(XX)	(XX) No Holes (P0) or 8 Holes* = (P) (P2) (P3)
				12' (144")	OPOS3S1214BK(XX)	
				14' (168")	OPOS3S1414BK(XX)	
	3"	.125"	Powder Painted Black	10' (120")	OPOS3A10125BK(XX)	(XX) No Holes (P0) or 8 Holes* = (P) (P2) (P3)
				12' (144")	OPOS3A12125BK(XX)	
				14' (168")	OPOS3A14125BK(XX)	
Substrate	Size	Wall Thickness	Color	Length	ITEM CODE	Bracket Holes
	4"	11 Gauge	Powder Painted Black	10' (120")	OPOS4S1011BK(XX)	(XX) No Holes (P0) or 8 Holes* = (P) (P2) (P3)
				12' (144")	OPOS4S1211BK(XX)	
				14' (168")	OPOS4S1411BK(XX)	
	4"	.125"	Powder Painted Black	10' (120")	OPOS4A10125BK(XX)	(XX) No Holes (P0) or 8 Holes* = (P) (P2) (P3)
				12' (144")	OPOS4A12125BK(XX)	
				14' (168")	OPOS4A14125BK(XX)	

*Call Customer Service for sign bracket pre-punched hole compatibility information.

Square Post Anchors & Break-A-Way Systems

Base Post / Sleeves / Short Post



Corner bolt to mount top post to base post, up to 2.5"



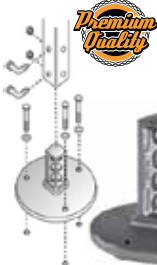
Description	Substrate	Wall Thickness	Size	Color	Length	ITEM CODE	
Breakaway Anchor Installation A POZ-LOC® Performance Post anchor can be driven into the ground first, allowing crews to work at ground level for quicker, cost-effective installations or replacement of damaged sign posts.	Punched Galvanized Steel Post	14 Gauge	1.75"	Silver	5' (60")	RSPB3ZBUZTU60	
					6' (72")	RPOSG0614175	
		12 Gauge	2"		3' (36")	RPOSG03122	
					2.5' (30")	RPOSG025122	
					3.5' (42")	RPOSG035122	
			2.25"		3' (36")	RPOSG0312225	
					2.50"	1.5' (18")	RPOSG0151225



Omni Anchor

- Slide the Omni Anchor Sleeve over your long square sign post and the 36" anchor shown in the chart (at right) to make a MASH compliant Sign Support.
- The system is ideal when signs are subject to being struck from traffic in both directions, such as intersections on divided highways.
- The Omni Sleeve Anchor fits over a 2.25" Telespar anchor to give exceptional anchoring and stability.
- Four 4" x 12" x 10 gauge wings are welded to a 12 gauge perforated anchor and then galvanized.

Description	Fits Over Post Size	Wall Thickness	Color	ITEM CODE
18" Omni Anchor	2.25"	12 Gauge	Silver	RPOSZEOMNI025



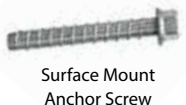
Snap'n Safe Surface Mount

- Made of cast gray iron, and withstands 120 mph winds.
- EASY INSTALLATION: Simply drill (3) holes in concrete using the base as guide. Secure coupler to concrete with (3) bolts. Attach sign post with (2) corner bolts.
- Installation hardware included.

Description	Fits Post Size	Color	ITEM CODE
Snap'n Safe Surface Mount fits square posts	1.75"	Silver	RPOSZSM175SNAPNSAFE
	2"		RPOSZSM20SNAPNSAFE
	2.25"		RPOSZSM225SNAPNSAFE
	2.5"		RPOSZSM25SNAPNSAFE

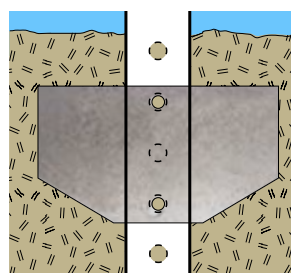
Barrier or Surface Mount Assembly

Anchor Screws



Description	Fits Post Size	Color	ITEM CODE	
Barrier Mount	2.5" to 1.75"	Silver	RPOSZCBM175250G	
Surface Mount			RPOSZSMBASESQ17525	
Description	Size	For Surface Types	Color	ITEM CODE
Surface Mount Anchor Screw	1/2" x 4"	Concrete	Silver	RHSMSCA1240
	3/8" x 2-1/2"			RHSMSCA3825
	3/8" x 4"	Asphalt		RHSMSCA3840


Description	Size	Color	Length	ITEM CODE
14 Gauge Punched Galvanized Steel Post	2"	Silver	8' (96")	RPOSG08142
			10' (120")	RPOSG10142
			12' (144")	RPOSG12142
12 Gauge Punched Galvanized Steel Post Anchor	2.25"		3' (36")	RPOSG0312225



Anchor Plate

- Galvanized anchor plate keeps square post firmly in place.
- Anchor Plate Size: 7" x 4"
- Weight: 0.5 lbs

Fits Post Size	ITEM CODE
1.75" to 3"	BA080APLATEUCH



Snap'n Safe Coupler

- Made of cast gray iron, withstands 120 mph winds.
- EASY INSTALLATION: Simply insert Coupler in anchor and bottom of sign post and assemble with (4) corner bolts.
- Installation hardware included.
- Device couples square anchor with square post.

Description	Couples Anchor to Post	Color	ITEM CODE
Snap'n Safe Coupler for square posts	2" to 1.75"	Silver	RPOSZSNAPNSAFE175
	2.25" to 2"		RPOSZSNAPNSAFE2
	2.5" to 2.25"		RPOSZSNAPNSAFE225
	3" to 2.5"		RPOSZSNAPNSAFE25



Surface Mount Breakaway Bases



Universal Stub for Round, U-Channel and Square Post 1.75" or larger

Description	Fits Post Type	Color	ITEM CODE
15" Diameter Base	Universal	Silver	RPOGPBSB100
Replacement Stub			RPOGPBSB100ZRS
15" Diameter Base		Powder Painted Black	OPOZEUGPBSB100BK
Replacement Stub			OPOZEUGPBSB100ZRSBK

Square Post Brackets

U-CHANNEL SQUARE ROUND UNIVERSAL



5 1/2" Post Caps



- 5-1/2" slot includes hardware for (F) Flat up to .125" or (X) Extruded sign blades.
- Standard aluminum brackets are designed for street name sign blades up to 6" tall; typically used in areas with speed limits of 25 MPH or under.

Description	Fits Post Size	Color	ITEM CODE
5-1/2" Post Cap	1.75"	Silver	RPB1345Q(F/X) (50/BOX)
		Powder Painted Black	OSIZ1S175P97(F/X)BK
	2"	Silver	RPB975Q(F/X) (50/BOX)
		Powder Painted Black	OSIZ1S2P97(F/X)BK



4" x 4" Wood Post Cap



- 3-1/2" slot includes hardware for (F) Flat up to .125" or (X) Extruded sign blades.
- Standard aluminum brackets are designed to be used on a 4" x 4" wood post for street name sign blades up to 6" tall; typically used in areas with speed limits of 25 MPH or under. Also, can be mounted to the side of post for wing mounting signs.

Description	Fits Post Size	Color	ITEM CODE
3-1/2" Post Cap	4" x 4" Wood	Silver	RPB827(F/X)
		Powder Painted Black	OSIZ1WDP827(F/X)BK



5 1/2" Crosspieces



- 5-1/2" slot includes hardware for (F) Flat up to .125" or (X) Extruded sign blades.
- Use the aluminum crosspieces to stack signs at roadway intersections.

Description	For Post Type	Color	ITEM CODE
5-1/2" Crosspiece	Universal	Silver	RPB990(F/X) (50/BOX)
		Powder Painted Black	OSIZ1CRP990(F/X)BK



4" Cross Separators Adjustable 45° or 180°



- 4" slot includes hardware for (F) Flat up to .125" or (X) Extruded sign blades.
- Use the aluminum cross separator to stack signs at roadway intersections.

Description	For Post Type	Color	ITEM CODE
Aluminum 45° or 180° Cross Separator	Universal	Silver	RPB457(F/X) (100/BOX)
		Powder Painted Black	OSIZ1CRP457(F/X)BK



Jumbo Post Caps



- 12" slot includes hardware for (F) Flat up to .125" or (X) Extruded sign blades.
- Aluminum Jumbo brackets support the larger street name signs with 6" high copy.

Description	Fits Post Size	Color	ITEM CODE
12" Jumbo Post Cap	1.75"	Silver	RPB412SQ(F/X)134 (30/BOX)
		Powder Painted Black	OSIZ1S175J412SQ(F/X)BK
	2"	Silver	RPB412SQ(F/X)2 (30/BOX)
		Powder Painted Black	OSIZ1S2J412SQ(F/X)BK



Jumbo Crosspiece



- Use these aluminum crosspieces to stack signs at roadway intersections.
- 12" slot includes hardware for (F) Flat up to .125" or (X) Extruded sign blades.
- Aluminum Jumbo brackets support the larger street name signs with 6" high copy.

Description	For Post Type	Color	ITEM CODE
12" Jumbo Crosspiece	Universal	Silver	RPB412C(F/X) (10/BOX)
		Powder Painted Black	OSIZ1CRJ412C(F/X)BK



Bracket Set Screws & Tools



- Secure street name sign to sign brackets.
- An Allen Wrench Tool required to install set screws.

Description	Color	ITEM CODE
5/16" Standard Set Screw (100/BOX)	Silver	RHB5SK56
5/16" Center Pin Set Screw (100/BOX)		RHBPRP38
5/16" Stainless Steel Set Screw (100/BOX)		RHBSSK56
Stainless Steel Set Screw (single)	Black Zinc	OZHRHBSSK56BLACK
Stainless Steel Set Screw (3 pack)		OZHRHBSSK56BLACKPK
T-Style Allen Wrench Tool for Set Screws		RHBSSKT100
L-Style Allen Wrench Tool for Set Screws		RHBSSKF100



Vandal Resistant Bolts & Tool



Description	ITEM CODE
Button Head Vandal Resistant Bolt 5/16" x 3/4" (100/Box)	RHBHP76
12 Point Vandal Resistant Bolt 5/16" x 1/2" (100/Box)	RHBVPA12
12 Point Tool for RHBVPA12	RHBVPA12T43



U-Bolt Clamps



- Includes hardware.
- U-bolt clamps for mounting a traffic sign on a square post.

Description	Fits Post Size	Color	ITEM CODE
U-Bolt Clamps Slotted (Set of 2)	2"	Silver	RPBSUBCLAMP2
		Powder Painted Black	OTSBZS2UBCLAMPBK
	3"	Silver	RPBSUBCLAMP3
		Powder Painted Black	OTSBZS3UBCLAMPBK
	4"	Silver	RPBSUBCLAMP4
		Powder Painted Black	OTSBZS4UBCLAMPBK



Sign Savers



Description	Fits Post Type	ITEM CODE
Sign Saver	Universal	BA080SAVER
Installing 3" x 3" Sign Savers between the sign and post or between sign and a chain link fence prevents bending of signs from over tightening.		
Complete Hardware Packages include all Hardware and Sign Savers necessary to mount sign(s) to chain link fences.		RH0112PSV01 1 sign to fence RH0112PSV10 10 signs to fence

Cherry-Mate Rivets & Rivet Gun



Cherry-Mate Rivets



Rivet Gun

Description	Fits Post Size	ITEM CODE
#26 Cherry-Mate Rivet	1.5"	RHRBALM8BP26
#30 Cherry-Mate Rivet	1.75"	RHRBALM8BP30
PVC Spacer: 1/2" x 1-1/2" for #30 Rivet		RHRBPVCSP150
#34 Cherry-Mate Rivet	2"	RHRBALM8BP34
PVC Spacer: 1/2" x 1-3/4" for #34 Rivet		RHRBPVCSP175
Rivet Gun		RHRBALMGUN



Black Semi-Gloss Powder Painted items are available in 20 additional standard colors by custom ordering. Call for details.



Sign Panel Brackets



- Sign Panel Brackets for mounting sign to square post(s).
- Mount a smaller sign on 1 post or a large sign between 2 posts.
- Hardware Included: (2) 5/16" Set Screws

Description	Fits Post Size	Color	ITEM CODE
Aluminum Sign Panel Bracket	2"	Powder Painted Black	OSIZ5SPS2BK
	3"	Powder Painted Black	OSIZ5SPS3BK
	4"	Powder Painted Black	OSIZ5SPS4BK



Bell Wing Brackets

- Aluminum Bell Wing Brackets designed for wall, concrete, wood or any post such a signal or utility posts with 3/4" strapping, bolts or 5/16" lag screws or spikes.
- Sign attaches with 5/16" bolts. Hardware NOT Included.



Description	Fits Post Type	Color	Size	ITEM CODE
Bell Wing Bracket (12" requires single strap)	SQUARE ROUND	Silver	12"	RPBCTBW12 (50/BOX)
			18"	RPBCTBW18 (50/BOX)
			24"	RPBCTBW24 (25/BOX)
		Powder Painted Black	12"	OSIZ2UNPCTBW12BK
			18"	OSIZ2UNPCTBW18BK
			24"	OSIZ2UNPCTBW24BK



#4 Wing Brackets



- The #4 Aluminum Wing Bracket is designed for wall or post mount of up to .125 gauge flat or extruded signs with 3/4" strapping or bolts, lag screws, or spikes in 2 - .4375 diameter holes.
- Includes hardware to attach sign to bracket.

Description	Fits Post Type	Color	ITEM CODE
#4 Wing Bracket Size: 4.5" tall x 2.5" wide	SQUARE ROUND	Silver	RPBCT4 (50/BOX)
		Powder Painted Black	OSIZ2UNPCT4BK



Increase safety with time-tested HI-VIZ Conspicuity Yellow

Square Post Brackets

U-CHANNEL SQUARE ROUND UNIVERSAL



Cantilever Wing Brackets

- Aluminum Cantilever Wing Brackets are designed for Flat up to .125" or Extruded sign blades.
- Strap or bolt to post, wall, concrete or wood.
- Includes hardware to attach sign to bracket.
- NOTE: For fastest service a "P0" post hole pattern can be ordered and field drilled hole pattern needed for wing brackets.



Description	Fits Post Type	Color	Size	ITEM CODE
Cantilever Wing Bracket	SQUARE	Silver	14.4"	RPBCT8 (10/BOX)
			24"	RPBCT800 (15/BOX)
			30"	RPBCT830 (10/BOX)
			36"	RPBCT836 (10/BOX)
	ROUND	Powder Painted Black	14.4"	OSIZ2UNCT8BK
			24"	OSIZ2UNCT800BK
			30"	OSIZ2UNCT830BK
			36"	OSIZ2UNCT836BK



Hardware Sets

- Hardware sets for mounting sign arm brackets and trim brackets to posts.

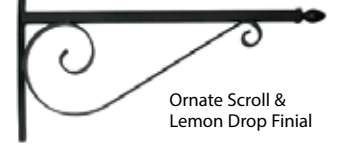
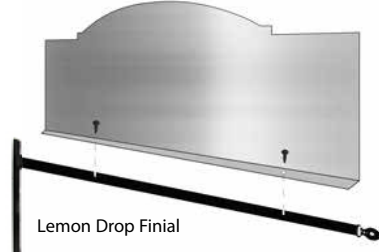


Description	Mounts Bracket Type	Fits Post Type	Color	ITEM CODE
Bracket Hardware Sets	2 Sign Arm Brackets to Post	3"	3"	OZHRH03
	2 Sign & 2 Logo Trim Brackets to Post	SMOOTH SQUARE	O.D. ROUND	OZHRH03L3
	2 Sign Arm Brackets to Post	4"	4"	OZHRH04
	2 Sign & 2 Logo Trim Brackets to Post	SMOOTH SQUARE	O.D. ROUND	OZHRH04L3



Sign Arm Brackets

- Steel sign arm bracket is pre-punched with holes to match the hole pattern on a bent lip sign.
- Includes hardware to attach sign to bracket.
- NOTE: Sign arm brackets require a "P" post hole punch pattern.



Description	Fits Post Type		Color	Size	ITEM CODE
Bracket with Ornate Dogwood Lemon Drop Finial	3" & 4" SMOOTH SQUARE	3" & 4" O.D. ROUND	Powder Painted Black	30"	OSIZ4UNJDOGWDLDBK
				36"	OSIZ4UNCDOGWDLDBK
Bracket with Lemon Drop Finial				30"	OSIZ2UNSAJLDBK
				36"	OSIZ2UNSACLDBK
Bracket with Ornate Scroll Lemon Drop Finial				30"	OSIZ4UNJSCROLLDBK
				36"	OSIZ4UNCSCROLLDBK



Bent Lip Hardware • Tools

- For mounting bent lip design street name signs to sign arm brackets.

Description	ITEM CODE
Black Torx Head Screw	OZHRHBTH140
Torx Head Screw Bit with Tamper Proof Center Pin	RHBTHB14
3.5" Torx Bit Extension	RHBTHB3



Sign Trim Brackets

- Trim bracket designs for use with .080" aluminum street name signs.
- Post hole punch patterns: Use "P3" for 6" trims and "P" for 9" trims.



Description	Fits Post Type		Color	Fits Sign Size	ITEM CODE
Sign Trim Bracket	3" & 4" SMOOTH SQUARE	3" & 4" O.D. ROUND	Powder Painted Black	6" x 36" with .75" corner radius	OSIZ3UNJTRIM36BK
				9" x 36" with 1.5" corner radius	OSIZ3UNCTRIM36BK
				9" x 42" with 1.5" corner radius	OSIZ3UNCTRIM42BK
Logo Trim Bracket				6" x 6"	OSIZ3UNJTRIMLOGOBK
				9" x 9"	OSIZ3UNCTRIMLOGOBK

Square Post Bases, Caps & Finials



Post Bases

- Aluminum bases for use with square posts to provide a decorative, finished style.
- The 2PCQ4 base is designed to clamp around the post. The 3SBQ and 4SBQ bases are designed to slip over the post.



Description	Fits Post Size	Color	ITEM CODE
3SBQ Base 3" Tall x 8" Wide	3"	Powder Painted Black	OPOZBS3SBQ13BK
Description	Fits Post Size	Color	ITEM CODE
4SBQ Base 3.5" Tall x 9" Wide	4"	Powder Painted Black	OPOZBS4SBQ14BK
2PCQ4 20" Tall Base		Powder Painted Black	OPOZBS42PCQ4BK






Decorative Sign Top Finial

Description	Fits Post Type	Color	ITEM CODE
Decorative Sign Top Finial	Universal	Silver	RPBM317(F/X)
		Powder Painted Black	OPOZF1317(F/X)BK



Post Caps & Finials

- Aluminum caps & finials for use with square posts to keep the weather out and provide a decorative, finished style.

Includes hardware.



Description	Fits Post Size	Color	ITEM CODE
Pyramid Cap	1.75"	Silver	RPBSP175PCAP
		Powder Painted Black	OPOZFS175CPPCAPBK
Description	Fits Post Size	Color	ITEM CODE
Pyramid Cap	2"	Silver	RPBSP2PCAP
Deluxe Pyramid Slip over Cap		Powder Painted Black	OPOZFS2CPPCAPBK
		Silver	OPOZFS2DP2BK
Deluxe Pyramid Slip over Cap		Silver	RPBSP2
Description	Fits Post Size	Color	ITEM CODE
Deluxe Pyramid Slip over Cap	3"	Silver	RPBSP3
FINQC Cap		Powder Painted Black	OPOZFS3DP3BK
FINQE End Cap		Powder Painted Black	OPOZFS3FINQC3BK
FINQE End Cap		Powder Painted Black	OPOZFS3FINQE3BK
Description	Fits Post Size	Color	ITEM CODE
Deluxe Pyramid Slip over Cap	4"	Silver	RPBSP4
FINQC Cap		Powder Painted Black	OPOZFS4DP4BK
FINQE End Cap			OPOZFS4FINQC4BK
FINQ-P4 Spear Cap			OPOZFS4FINQE4BK
FINQ-B4 Ball Cap			OPOZFS4FINQP4BK
FINQ-B4 Ball Cap			OPOZFS4FINQB4BK



Flush/Tapered Head

RHRDRIVES38P140W - Steel
RHRDRIVEA38P140W(XX) - Aluminum (XX) Colors to Match Sheeting Available

- Grip Range of .140" to .330"
- Fits 3/8" Hole Diameter
- Shank: 5/8" Length
- .093" Nylon Washer included
- Head: Flush/Tapered 1" diameter



Universal Head

RHRDRIVES38P140N - Steel (NO Washer)
RHRDRIVEAS38P140W - Aluminum w/Steel Pin (.093" Nylon Washer included)



- Grip Range of .140" - .330"
- Fits 3/8" hole diameter
- Head: 7/8" diameter



Economy Universal Head

RHRDRIVEA38E125NS - Aluminum
RHRDRIVEA38E125W(XX) - Painted Colors Aluminum



- Grip Range of .125" to .250"
- Fits 3/8" Hole Diameter
- Shank: 5/8" Length
- .093" Nylon Washer included
- Head: Universal 3/4" Diameter
- Drive Rivet is designed specifically for the sign to square post application and 12 GA or 14 GA post to single 12 GA anchor

Flush/Tapered Head Long Shank

RHRDRIVEA38P140WL - Aluminum



- All the same features as the premium flush/tapered drive rivets with a longer shank than any other drive rivet.
- Long Shank: 3/4" Length
- .093" Nylon Washer included
- Most popular and well liked by customers



Black Semi-Gloss Powder Painted items are available in 20 additional standard colors by custom ordering. Call for details.

Quick Tip

Increase safety with time-tested HI-VIZ Conspicuity Yellow



GP-8 Roll-A-Post & Base Kits



KIT CODE	Post Height	Roll-a-Post Black Base
RPOGP85TRP24	60" (5 FT)	Fill capacity (Silica Sand) 150-180 lbs.
RPOGP86TRP24	72" (6 FT)	
RPOGP88TRP24	96" (8 FT)	




- ◆ Heavyweight Telespar steel post makes attaching signs easy with no sign twisting.
- ◆ Post holes accommodate multiple sign sizes. *Telespar posts may be powder coated.*
- ◆ Durable, thick walled plastic bases; no rust, dents, or cracking.
- ◆ Fill base with sand, filling with water is not recommended. Empty Weight: 10 lbs.



- ◆ Base Size: 23.35" at bottom, 8.20" at top, and 16.50" tall
- ◆ Roll it back on it's wheels for easy relocation; sturdy plastic wheels come pre-installed
- ◆ Base withstands strong winds without tipping over when filled with sand.
- ◆ Conveniently placed large fill hole and drain hole.
- ◆ Lightweight plastic reduces shipping costs.
- ◆ Base to Post and Post to Sign mounting hardware included in kits.



GP-6 Rock-It Base & Post Kits



KIT CODE	Post Height	Rock-It 18 Black Base
RPOGP65TRB18	60" (5 FT)	Fill capacity (Silica Sand) 125-150 lbs.
RPOGP66TRB18	72" (6 FT)	
RPOGP68TRB18	96" (8 FT)	



- ◆ Heavyweight Telespar steel post makes attaching signs easy with no sign twisting.
- ◆ Post holes accommodate multiple sign sizes. *Telespar posts may be powder coated.*
- ◆ Durable, thick walled plastic bases won't chip or crack.
- ◆ Fill base with sand, filling with water is not recommended. Empty Weight: 10 lbs.



- ◆ Base Size: 18" x 19.5" at bottom and 12.8" tall
- ◆ Molded-in Hand-grips make bases easy to pick up.
- ◆ Rock it back and roll: sturdy plastic recessed wheels make stands easy to move when weighted.
- ◆ Base withstands strong winds without tipping over when filled with sand.
- ◆ Conveniently placed large fill hole and drain hole.
- ◆ Lightweight plastic reduces shipping costs.
- ◆ Base to Post and Post to Sign mounting hardware included in kits.

GP-4 Pedestal Base & Post Kit



Ideal for Parking Lots

Cast Iron Pedestal Base & Post Kit

Kit Code: RPOGP4 | Weight: 33 lbs.
14" Diameter Cast Iron Base With 4' Pipe.
Drilled for mounting signs: 12" x 18" | 18" x 24" | 24" x 24"

Add-On Options:

Hardware Package | Item Code: RH6GPE01
Use for mounting sign to Pedestal Pipe


Wheel Kit | Item Code: RPOGP5WHEELKIT
Attaches to Base to make the base portable and easy to transport. *Mounting Hardware Included.*

Anchor Screws | Item Code: RHSMSCA1240
For permanent applications, mount to concrete surface with (3) anchor screws



GP-7 Volcano Base & Post Kits

KIT CODE	Post Height	Volcano Rubber Base
RPOGP75TRB1	60" (5 FT)	Single Stack includes (1) 43lb. Base
RPOGP76TRB1	72" (6 FT)	
RPOGP78TRB1	96" (8 FT)	
RPOGP75TRB2	60" (5 FT)	Double Stack includes (2) 43lb. Bases
RPOGP76TRB2	72" (6 FT)	
RPOGP78TRB2	96" (8 FT)	



MADE IN USA



- ◆ Durable, thick recycled rubber base with steel insert for square post attachment.
- ◆ Heavyweight Telespar steel post makes attaching signs easy with no sign twisting. Post holes accommodate multiple sign sizes. *Ideal for Telespar posts may be powder coated.*
- ◆ Base to Post and Post to Sign mounting hardware included in kits.



Ideal for Emergency Management



Black Semi-Gloss Powder Painted items are available in 20 additional standard colors by custom ordering. Call for details.



Quick Tip
Increase safety with time-tested HI-VIZ Conspicuity Yellow

Brackets for Signal or Utility Pole Mounting




14.4" Cantilever Wing Brackets Requires a "custom" post hole punch




Cantilever Wing Brackets

- Aluminum Cantilever Wing Brackets are designed for Flat up to .125" or Extruded sign blades.
- Strap or bolt to post, wall, concrete or wood.
- Includes hardware to attach sign to bracket.
- NOTE: For fastest service a "P0" post hole pattern can be ordered and field drilled hole pattern needed for wing brackets.



24" Cantilever Wing Brackets Requires a "P2" post hole punch



Strap or Bolt to Post or Wall

36" Cantilever Wing Brackets Requires a "P3" post hole punch

Description	Fits Post Type		Color	Size	ITEM CODE
Cantilever Wing Bracket	SQUARE	ROUND	Silver	14.4"	RPBCT8 (10/BOX)
				24"	RPBCT800 (15/BOX)
				30"	RPBCT830 (10/BOX)
				36"	RPBCT836 (10/BOX)
	SQUARE	ROUND	Powder Painted Black	14.4"	OSIZ2UNCT8BK
				24"	OSIZ2UNCT800BK
				30"	OSIZ2UNCT830BK
				36"	OSIZ2UNCT836BK



#4 Wing Brackets



- The #4 Aluminum Wing Bracket is designed for wall or post mount of up to .125 gauge flat or extruded signs with 3/4" strapping or bolts, lag screws, or spikes in 2 - .4375 diameter holes.
- Includes hardware to attach sign to bracket.

Description	Fits Post Type		Color	ITEM CODE
#4 Wing Bracket Size: 4.5" tall x 2.5" wide	SQUARE	ROUND	Silver	RPBCT4 (50/BOX)
			Powder Painted Black	OSIZ2UNPCT4BK



Bell Wing Brackets

- Aluminum Bell Wing Brackets designed for wall, concrete, wood or any post such a signal or utility posts with 3/4" strapping, bolts or 5/16" lag screws or spikes.
- Sign attaches with 5/16" bolts. Hardware NOT Included.



Description	Fits Post Type		Color	Size	ITEM CODE
Bell Wing Bracket (12" requires single strap)	SQUARE	ROUND	Silver	12"	RPBCTBW12 (50/BOX)
				18"	RPBCTBW18 (50/BOX)
				24"	RPBCTBW24 (25/BOX)
	SQUARE	ROUND	Powder Painted Black	12"	OSIZ2UNPCTBW12BK
				18"	OSIZ2UNPCTBW18BK
				24"	OSIZ2UNPCTBW24BK



Bracket Hardware & Tools



Description	Color	ITEM CODE
5/16" Standard Set Screw (100/BOX)	Silver	RHBSK56
5/16" Center Pin Set Screw (100/BOX)		RHBPRP38
5/16" Stainless Steel Set Screw (100/BOX)		RHBSK56
Stainless Steel Set Screw (single)	Black Zinc	OZHRHBSSK56BLACK
Stainless Steel Set Screw (3 pack)		OZHRHBSSK56BLACKPK
T-Style Allen Wrench Tool for Set Screws		RHBSSKT100
L-Style Allen Wrench Tool for Set Screws		RHBSSKF100
5/16" x 18 x 3/4" Stainless Steel Bolt	Silver	RHSSH516
5/16" Stainless Steel Nut		RHSSH8



Snap Lock Assembly

Description	Fits Post Size	Color	ITEM CODE
Snap Lock Assembly	1/2" x 38" strap fits post from 1-3/4" to 12-1/4" in diameter.	Silver	RHSLA
	22" strap fits post up to 7" in Diameter	Powder Painted Black	OZHRHSLA07BK
	31" strap fits post up to 10" in Diameter		OZHRHSLA10BK
	38" strap fits post up to 12.25" in Diameter		OZHRHSLA1225BK



Quick Tip

Increase safety with time-tested HI-VIZ Conspicuity Yellow



Black Semi-Gloss Powder Painted items are available in 20 additional standard colors by custom ordering. Call for details.



Build Your Own Strapping, Brackets and Hardware Package

Follow the steps below to build your own semi-custom package to attached one sign to a post.

STEP 1 Strapping

Choose 1 option

- ☐ Snap Lock Assembly
Skip Step 2, go to Step 3

- ☐ Stainless Steel Strapping with Buckle
Skip Step 2, go to Step 3

- ☐ Stainless Steel Strapping
Go to Step 2



Description	Fits Post Size	Color	ITEM CODE
Snap Lock Assembly	1/2" x 38" strap fits post from 1-3/4" to 12-1/4" in diameter.	Silver	RHSLA
	22" strap fits post up to 7" in Diameter	Black	OZHRHSLA07BK
	31" strap fits post up to 10" in Diameter		OZHRHSLA10BK
	38" strap fits post up to 12.25" in Diameter		OZHRHSLA1225BK

Description	Size	Color	ITEM CODE
Stainless Steel Strapping with buckle	3/4"x.030 "x39"	Black	OZHRHSS3430BU3465BK

Description	Size	Color	ITEM CODE
Stainless Steel Strapping	3/4" x .020" x 200'	Silver	RHSS3420
	3/4" x .025" x 100'		RHSS3425
	3/4" x .030" x 100'		RHSS3430
	1/2"x.030"x100'	Black	OZHRHSS1230BK
	3/4"x.030"x100'		OZHRHSS3430BK

STEP 2 Buckle or Seal Bracket

Buckle or Seal Bracket not needed, if Snap Lock Assembly was picked in Step 1.

- ☐ Buckle ☐ Wing Seal



Description	Fits Post Size	Color	ITEM CODE
Buckle	Fits .030" or thicker strapping	Silver	RHSSHBU3465
	Fits 3/4" x .030" or thicker strapping	Black	OZHRHSSHBU3465BK
	Fits 1/2" x .030" or thicker strapping		OZHRHSSHBU1265BK
Wing Seal	Fits .025" or thinner strapping	Silver	RHSSHW506
	Fits 3/4" x .025" or thinner strapping	Black	OZHRHSSHW506BK
	Fits 1/2" x .025" or thinner strapping		OZHRHSSHW505BK

STEP 3 Sign Bracket

(2) Sign Brackets needed to mount 1 sign to a post.

- ☐ Cantilever

- ☐ Minus 4

- ☐ Plus 4



Description	Fits Post Size	Color	ITEM CODE
Minus 4 Sign Bracket	4" O.D. or less	Silver	RHSSBMINUS4
		Black	OZHRHSSBMINUS4BK
Plus 4 Sign Bracket	over 4" O.D.	Silver	RHSSBPLUS4
		Black	OZHRHSSBPLUS4BK
Cantilever Sign Bracket		Silver	RHSSBC

STEP 4 Hardware

- ☐ Bolt



- ☐ Nut



Description	Color	ITEM CODE
5/16" x 18 x 3/4" Stainless Steel Bolt Just the right length to fit the threaded PLUS 4 or Minus 4 Bracket	Silver	RHSSHB516
5/16" Stainless Steel Nut Only required for cantilever bracket		RHSSHN8

Strapping Tools



Strap Cutter



Ratchet Type Strapping Tool



Spinner Type Strapping Tool

Description	ITEM CODE
Strap Cutter	RHSSTMODEL C1
Ratchet Type Strapping Tool	RHSSTMODEL P1
Spinner Type Strapping Tool	RHSSTMODEL C001

Special Stainless Steel Alloys
Available for Saltwater Environments.
Call for Details

Stainless Steel Strapping Packages



Snap Lock Assembly Packages

- ◆ Screw type hose clamp style for sign mounting.
- ◆ Needs only a screwdriver to tighten.



Description	Fits Post Size	Color	ITEM CODE
1 Sign Mount Package	4" O.D. or less	Silver	RHSLAMINUSPKG
		Black	OZHRHSLAMINUSPKGGBK



Description	Fits Post Size	Color	ITEM CODE
2 Sign Mount Packages for Back to Back Applications	4" O.D. or less	Silver	RHSLAMINUSPK2
		Black	OZHRHSLAMINUSPK2BK




Description	Fits Post Size	Color	ITEM CODE
1 Sign Mount Package	over 4" O.D.	Silver	RHSLAPLUSPKG
		Black	OZHRHSLAPLUSPKGGBK



Description	Fits Post Size	Color	ITEM CODE
2 Sign Mount Packages for Back to Back Applications	over 4" O.D.	Silver	RHSLAPLUSPK2
		Black	OZHRHSLAPLUSPK2BK



Description	Fits Post Size	Color	ITEM CODE
1 Sign Mount Package	2-12¼" O.D.	Silver	RHSLACANTILEVERPKG



Description	Fits Post Size	Color	ITEM CODE
2 Sign Mount Packages for Back to Back Applications	2-12¼" O.D.	Silver	RHSLACANTILEVERPK2



Buckle Bracket Packages

Description	Fits Post Size	Color	ITEM CODE
1 Sign Mount Package	4-12" O.D.	Silver	RHSBB7
		Black	OZHRHSBB7BK



Black Semi-Gloss Powder Painted items are available in 20 additional standard colors by custom ordering. Call for details.

Quick Tip



Increase safety with time-tested HI-VIZ Conspicuity Yellow

2021 | Catalog#14

POSTS • BRACKETS • HARDWARE

45

Brackets for Overhead Span Wire Mounting

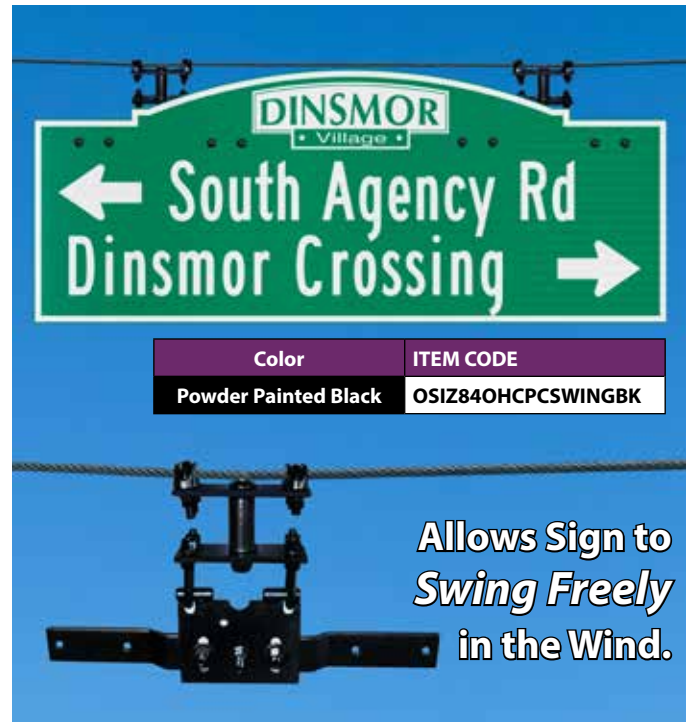
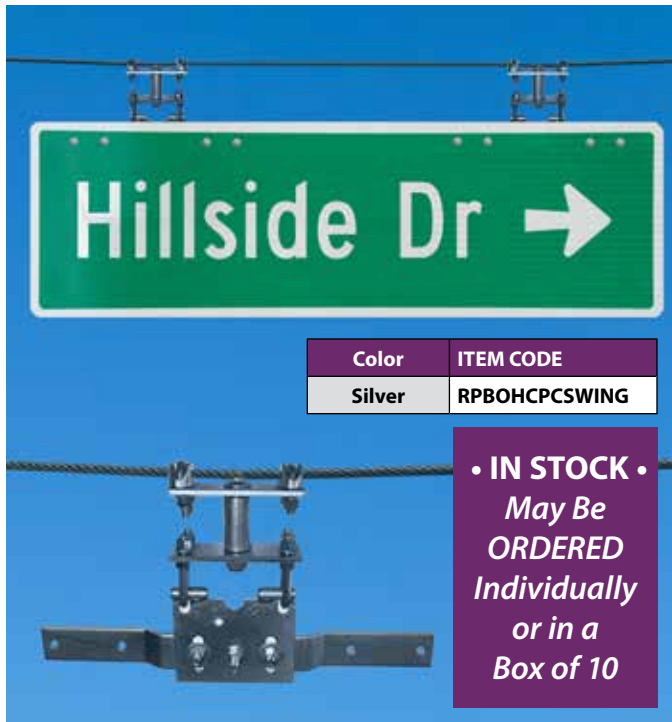


Heavy-Duty Bracket

- ◆ **Best Value:** This CPC brand heavy-duty bracket offers the lowest price combined with the heavy-duty quality, when compared to the light and medium duty brackets available.
- ◆ Heavy-Duty, 4 and 8 gauge steel
- ◆ 3-way adjustable
- ◆ Net weight 4.8 lbs.
- ◆ Mounts on cables up to 3/8"
- ◆ Pre-assembled for quick, hassle free installation of metro street name signs.

How many Brackets are needed for your sign?

Sign Length	Number of Brackets	Inset Distance from Edge of Sign
up to 42"	1	centered
42" - 66"	2	3"
67" - 84"	2	6"
85" - 102"	2	12"
103" - 120"	2	16"
over 120"	3	centered & 16"



Light-Duty Bracket



- ◆ Made from cast aluminum
- ◆ Swivels 360°
- ◆ Mounts on cables up to 3/8"
- ◆ Recommended for Traffic Signs ONLY, up to 24" x 30"
- ◆ Unassembled



Medium-Duty Bracket

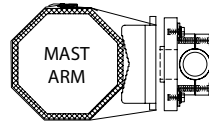
- ◆ Made from plated steel and aluminum
- ◆ Swivels 360-degrees and adjusts for tilt.
- ◆ Mounts on cables up to 3/8"
- ◆ Pre-assembled for quick installation



Overhead Mast Arm Metro "Mast-o-Brackets"

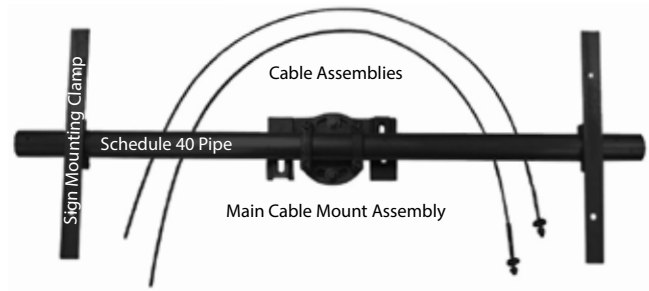
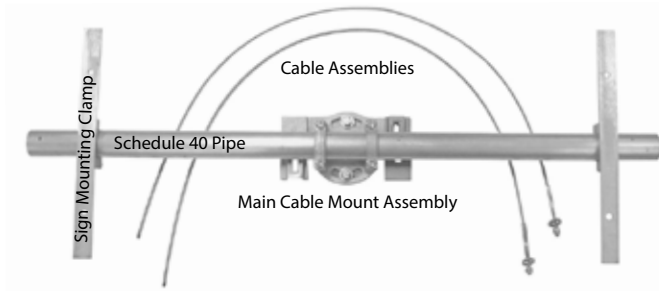


Heavy-Duty Bracket



Attachment to Mast Arm Options:

- ◆ Use Stainless Steel Cables with Hardware provided in kits. Other cable lengths available. All kits come unassembled. *Call for quote.*



KITS	Fits Sign Sizes	Main Cable Mount Assembly KIT QTY	50" Cable Assemblies KIT QTY	1.5" diameter Schedule 40 Pipe LENGTH	16" long Sign Mounting Clamps KIT QTY	Color	KIT CODE	Color	KIT CODE
	up to 36"	1	2	24" long	2	Silver	RPBOHMWCM30036	Powder Painted Black	OSIZ84OHMWCM30036BK
	37" - 48"	1	2	36" long	2		RPBOHMWCM30048		OSIZ84OHMWCM30048BK
	49" - 66"	1	2	40" long	2		RPBOHMWCM30066		OSIZ84OHMWCM30066BK
	67" - 84"	1	2	60" long	4		RPBOHMWCM30084		OSIZ84OHMWCM30084BK
	85" - 96"	1	2	72" long	4		RPBOHMWCM30096		OSIZ84OHMWCM30096BK
	97" - 120"	1	2	84" long	4		RPBOHMWCM30120		OSIZ84OHMWCM30120BK


SILVER COMPONENTS	Description of Components		ITEM CODE
	Main Cable Mount Assembly The main assembly is the bracket at the center of the Mast-O-Bracket system.		RPBOHMWCMZ8214
	Cable Assembly Length: 50" including threaded connector, 1.5" long 3/8"-16 TPI and 1.375" long 5/16" HEX. Nylon locking nut with washer provided. Free end of cable welded to prevent fraying.		RPBOHMWCMZ8213 (2 required per mount)
	Sign Mounting Clamp: The number of sign mounting clamps are determined by the length of sign and should be spaced accordingly. <i>Refer to kits above.</i>		
	8" Sign Mounting Clamp for using 12" signs with the Mast-o-Bracket.		RPBOHMWCMZ8300
	16" Sign Mounting Clamp for using 18" or larger signs with the Mast-o-Bracket.		RPBOHMWCMZ8301
	Schedule 40 Pipe (1.5" Diameter - No Slot)		
	24" long pipe for up to 36" sign		RPBOHMWCMZP24
	36" long pipe for 37" - 48" sign		RPBOHMWCMZP36
	40" long pipe for 49" - 66" sign		RPBOHMWCMZP40
	60" long pipe for 67" - 84" sign		RPBOHMWCMZP60
	72" long pipe for 85" - 96" sign		RPBOHMWCMZP72
	84" long pipe for 97" - 120" sign		RPBOHMWCMZP84

Overhead Mast Arm Brackets



Medium-Duty Bracket

- ◆ Made from plated steel and aluminum
- ◆ Pre-assembled for quick hassle free installation
- ◆ May be ordered individually or in a box of 10



Color	ITEM CODE
Silver	RPBOHCOM88
Powder Painted Black	OSIZ84OHCOM88BK

Use stainless steel strapping or snap lock assembly for mounting to mast arm.
Sold Separately, Page 44-45





Leave an Impression with a Comprehensive Branding Program

- ◆ Let CPC Signs help you design and develop your own comprehensive branding program.
- ◆ CPC offers a robust line of products and services to help you develop and implement your program from your smallest and simplest to your largest and most complex sign.
- ◆ Utilize CPC's standard design elements and plethora of sign products and mounting systems to create a fully integrated program. Your program will not only be aesthetically pleasing but direct visitors to sites more easily, creating safer roads and visitor satisfaction.
- ◆ Comprehensive Branding Programs are ideal for communities, subdivisions, complexes, campuses, facilities, parking areas and garages, businesses, buildings and entrances plus wayfinding, metro street name signs, city entrance guide signs and ground mounted street name signs.
- ◆ Check out all of the comprehensive branding program elements shown here; on pages 48 and 49.

Design Uniformity

Easily elevate the look of your sign program through Uniformity, to achieve a clean, aesthetically-pleasing appearance that will impress for years to come. Follow CPC's Design Standards and utilize the uniform shapes, design styles, colors, fonts and mounting systems for your entire sign program.

Sign Reflectivity & Substrates

Custom Products utilizes durable DOT Grade raw materials on most of our signage to ensure a time tested, proven performance. 3M High Intensity Prismatic (HIP) Reflective Sheeting and .080" thick aluminum are our most common substrates but others are available by special quote. Also, many of our unique mounting systems allow the option of a double-sided sign.

Sign Sizes

Signs are available in a multitude of sizes for all scale applications from a single letter or number to large signs for identification and navigation.

Sign Shapes - Standard & Contoured

Create a distinctive look for your system by choosing a standard sign shape or a contoured shape from one of our 31 routed shapes (see pages 50-51).

Sign Legends

Utilize a mixture of standard, semi-custom and custom legends to build your comprehensive branding program quickly without the need to re-invent common and standard legends. This not only saves you time, but money allowing you to get the most out of your budget.

Sign Fonts

CPC's preferred sign font is Highway Gothic. This standard highway font offers maximum visibility and legibility at a distance and at higher speeds.

Already have an established font? Or looking for something different or fancy? CPC can design your signs with many other fonts, by request. Not sure what font to choose? Contact us, we can help!

Sign Logos

Show pride in your business or community by adding your logo to any sign. Don't have a logo? Ask about an icon to add some pizzazz to your sign such as a star, heart, leaf, tree, seashell, animal, etc.

NOTE: Please visit www.cpcsigns.com/artwork-guidelines.php for information on logo requirements and design service fees for non-production ready artwork.

Sign Backers

We got your back...Don't let that single sided sign back go unfinished. Complete the look by adding a Sign Backer to your single-sided sign. Choose from premium quality Steel Frames, Aluminum Plates or Vinyl Laminate backer options to put the finishing touch on your signs (see page 54).

NEW
ITEM

Comprehensive Branding Program

The possibilities are limitless with a Comprehensive Branding Program



CPC Standard Color Chart for Sign Colors



Add some flair to your branding program by utilizing the 20 colors in the CPC Standard Color Chart to design your sign. Start by choosing a color for the Legend (Copy/Graphics/Border) and then select a color for the background. The option to add gold pinstriping to a white border is available at no extra charge. **NOTE: Request Pantone Color Matching Service by calling customer service at 1-800-367-1492.**

Colors may vary in appearance from catalog, digital screen, substrates and light conditions.

Traffic Black PANTONE 3 C	Traffic Blue PANTONE 300 C	Traffic Green PANTONE 3536 C	Traffic Yellow PANTONE 7408 C	Traffic Red PANTONE 3546 C	Traffic Purple PANTONE 259 C	Traffic Orange PANTONE 3564 C	Traffic Brown PANTONE 477 C	Light Navy PANTONE 2965 C	Purple PANTONE 268 C
Olympic Blue PANTONE 299 C	Medium Gray PANTONE Cool Gray 8 C	Burgundy PANTONE 202 C	Maroon PANTONE 7428 C	Dark Brown PANTONE 476 C	Gold PANTONE 7407 C	Parchment PANTONE 3599 C	Camel PANTONE 473 C	Polo Green PANTONE 567 C	Forest Green PANTONE 336 C

Mounting Systems

Mounting System Components are modular to allow you to design and build your own system to suit your taste. From a wall mount to a one or two post mount, the program offers a multitude of styles and options. Components are offered for each post style including u-channel, square and round posts.



U-Channel Posts, Brackets and Hardware 2-3/8" Round Posts, Brackets and Hardware 3" and 4" Round Posts, Brackets and Hardware Punched Square Posts, Brackets and Hardware 3" and 4" Square Posts, Brackets and Hardware

CPC Standard Powder Paint Colors for Mounting Systems

Complement your sign design with powder painted mounting systems. Achieve a classy look with our standard semi-gloss black sign mounting systems. 20 additional standard colors available by custom order to add flair, match your team, town or business colors, or differentiate between zones to help in wayfinding.



Black Semi-Gloss Powder Painted items are available in 20 additional standard colors by custom ordering. Call for details.

Quick Tip

Increase safety with time-tested HI-VIZ Conspicuity Yellow

3M Matched Component System



The use of 3M's Matched Component System insures your investment. When signs are created with high quality 3M sheeting and components, the sign performance is backed by 3M warranties. The MCS guarantees that signs will remain effective for their intended use and meet minimum values for retroreflection for the specified warranty period. The use of any non-3M materials in conjunction with 3M products will void all warranties.



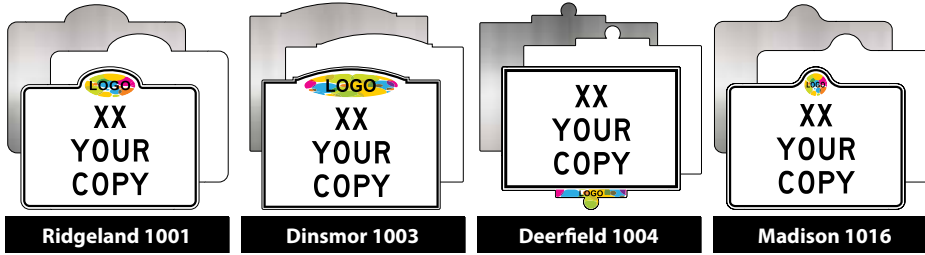
3M MCS
Warranty

49

Routed Sign Blanks & Finished Signs



Standard Routed Designs

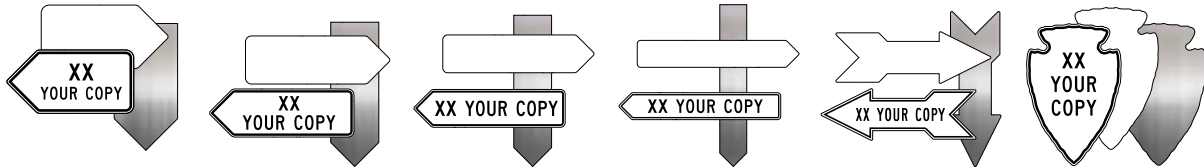


Standard Routed Shape Sizes (width x height)

12" x 12"	24" x 48"	36" x 48"	60" x 30"
12" x 18"	30" x 24"	48" x 24"	60" x 36"
18" x 12"	30" x 30"	48" x 30"	60" x 48"
18" x 18"	30" x 36"	48" x 36"	72" x 30"
18" x 24"	30" x 48"	48" x 48"	72" x 36"
24" x 18"	30" x 60"	48" x 60"	72" x 48"
24" x 24"	36" x 24"	48" x 72"	96" x 36"
24" x 30"	36" x 30"	48" x 96"	96" x 48"
24" x 36"	36" x 36"		

Special Routed Designs (sizes shown = width x height)


Choose 1 of 4
Standard
Routed Designs
including
Ridgeland,
Dinsmor,
Deerfield
& Madison
or 1 of 27
ALL NEW
Special Routed
Designs!



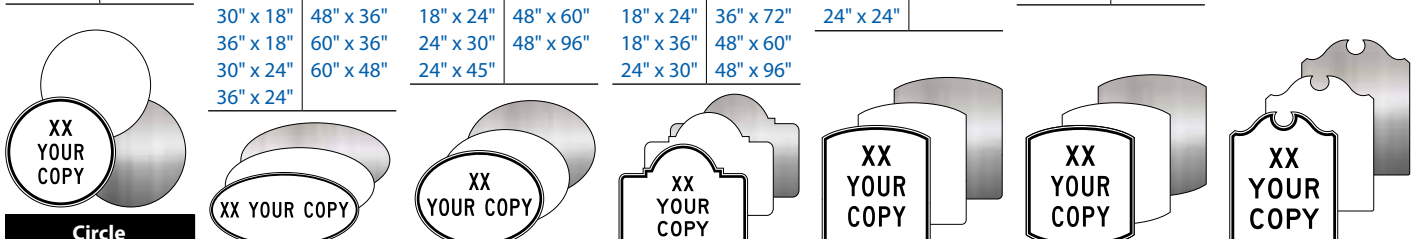
Simple Arrow 2:1		Simple Arrow 3:1		Simple Arrow 4:1		Simple Arrow 6:1		Vintage Arrow		Arrowhead	
Vertical	Horizontal	Vertical	Horizontal	Vertical	Horizontal	Vertical	Horizontal	Vertical	Horizontal	Vertical	Horizontal
6" x 12"	12" x 6"	4" x 12"	12" x 4"	6" x 24"	24" x 6"	4" x 24"	24" x 4"	4" x 12"	12" x 4"	12" x 18"	18" x 12"
9" x 18"	18" x 9"	6" x 18"	18" x 6"	7.5" x 30"	30" x 7.5"	5" x 30"	30" x 5"	6" x 18"	18" x 6"	18" x 27"	27" x 18"
12" x 24"	24" x 12"	8" x 24"	24" x 8"	9" x 36"	36" x 9"	6" x 36"	36" x 6"	8" x 24"	24" x 8"	24" x 36"	36" x 24"
15" x 30"	30" x 15"	10" x 30"	30" x 10"	12" x 48"	48" x 12"	8" x 48"	48" x 8"	10" x 30"	30" x 10"	30" x 45"	45" x 30"
18" x 36"	36" x 18"	12" x 36"	36" x 12"							36" x 54"	54" x 36"
24" x 48"	48" x 24"	16" x 48"	48" x 16"							48" x 72"	72" x 48"



Shield Bouche		Shield Modern		Shield Eagle		Shield Metropolitan		Shield 5 Point Star		Shield 6 Point Star		Shield Maltese Cross	
Sizes		Sizes		Sizes		Sizes		Sizes		Sizes		Sizes	
12" x 12"	30" x 30"	12" x 12"	30" x 30"	12" x 18"	30" x 45"	12" x 12"	30" x 30"	12" x 12"	30" x 30"	11" x 12"	26" x 30"	12" x 12"	30" x 30"
18" x 18"	36" x 36"	18" x 18"	36" x 36"	18" x 27"	36" x 54"	18" x 18"	36" x 36"	18" x 18"	36" x 36"	16" x 18"	31" x 36"	18" x 18"	36" x 36"
24" x 24"	48" x 48"	24" x 24"	48" x 48"	24" x 36"	48" x 72"	24" x 24"	48" x 48"	24" x 24"	48" x 48"	21" x 24"	41" x 48"	24" x 24"	48" x 48"



Scalloped		Scalloped		Archway		Steeple		Octagon		Rhombus		Triangle	
Square Sizes		Rectangle Sizes		Sizes		Sizes		Sizes		Sizes		Sizes	
6" x 6"	24" x 24"	12" x 9"	48" x 24"	8" x 12"	30" x 36"	8" x 12"	24" x 45"	8" x 8"	30" x 30"	6" x 8"	24" x 32"	12" x 12"	30" x 30"
8" x 8"	30" x 30"	18" x 12"	36" x 36"	8" x 16"	30" x 60"	8" x 16"	30" x 36"	12" x 12"	36" x 36"	9" x 12"	30" x 40"	18" x 18"	36" x 36"
12" x 12"	36" x 36"	24" x 12"	48" x 30"	12" x 18"	36" x 48"	12" x 18"	30" x 60"	15" x 15"	42" x 42"	12" x 16"	36" x 48"	24" x 24"	48" x 48"
18" x 18"	48" x 48"	24" x 18"	60" x 30"	12" x 24"	36" x 72"	12" x 24"	36" x 48"	18" x 18"	48" x 48"	18" x 24"	48" x 64"		
		30" x 18"	48" x 36"	18" x 24"	48" x 60"	18" x 24"	36" x 72"	24" x 24"					
		36" x 18"	60" x 36"	24" x 30"	48" x 96"	18" x 36"	48" x 60"						
		30" x 24"	60" x 48"	24" x 45"		24" x 30"	48" x 96"						
		36" x 24"											



Circle		Oval 2:1		Oval 1.33:1		Monticello		Single Dome		Double Dome		Whale's Tail	
Sizes		Sizes		Sizes		Sizes		Sizes		Sizes		Sizes	
8" x 8"	24" x 24"	24" x 12"	60" x 30"	10" x 7.5"	30" x 22.5"	18" x 12"	36" x 28"	12" x 14"	30" x 34"	12" x 14"	30" x 34"	12" x 18"	30" x 36"
10" x 10"	30" x 30"	30" x 15"	72" x 36"	12" x 9"	36" x 27"	24" x 18"	48" x 36"	18" x 20"	36" x 40"	18" x 20"	36" x 40"	18" x 24"	36" x 48"
12" x 12"	36" x 36"	36" x 18"	96" x 48"	18" x 13.5"	42" x 31.5"	30" x 24"		24" x 27"	48" x 54"	24" x 27"	48" x 54"	24" x 30"	48" x 60"
18" x 18"	48" x 48"	48" x 24"		24" x 18"	48" x 36"								



Routed Sign Blanks & Finished Signs

Follow the Steps to choose a Routed Sign from bare or sheeted blank to custom finished sign.

1 Design Shapes & Sizes with Standard Radius Corners

NOTE: Choose from shapes and sizes on page at left.

Standard Routed Shapes:

- ☐ Ridgeland 1001
- ☐ Dinsmor 1003
- ☐ Deerfield 1004
- ☐ Madison 1016

Standard Routed Shape Sizes:

Special Routed Shapes:

Special Routed Shape Sizes:

2 Substrate .080" Aluminum

☐ Bare Blank

Reflective Sheeted Blank White High Intensity Prismatic

- ☐ Single-Sided
- ☐ Add a Black Vinyl Laminate Backer
- ☐ Double-Sided

☐ **Custom Finished Sign** Customize a reflective sheeted blank by adding your logo, graphics and copy. Utilize CPC Standard border styles and colors for a quicker ship custom finished sign.



Find more information @
www.cpcsigns.com

3 Hole Punch/VHB Tape

- ☐ **2 Hole Punch** for 1 post mount for signs up to 36" wide
- ☐ **4 Hole Punch** for 2 post mount for signs larger than 36" wide
- ☐ **Corner Holes** 1 hole in each corner for mounting on a wall or surface
- ☐ **No Holes** for Post and Panel or Wall/Surface Mounting with VHB Tape
- ☐ **Add VHB Tape** on perimeter of sign for installation to wall/surface
- ☐ **Add VHB Tape** to sign center vertically to mount to one post
- ☐ **Add VHB Tape** to sign vertically in the two post mount locations

Examples of Custom Finished Signs



CPC Standard Color Chart for Sign Colors



Utilize the 20 colors on the CPC Standard Color Chart to custom design your sign colors. Start by choosing a color for the Legend (Copy/Graphics/Border) and then select a color for the background. The option to add a gold pinstriping to a white border is available at no extra charge. NOTE: Request Pantone Color Matching Service by calling customer service at 1-800-367-1492. Colors may vary in appearance from catalog, digital screen, substrates and light conditions.

Traffic Black PANTONE 3 C	Traffic Blue PANTONE 300 C	Traffic Green PANTONE 3536 C	Traffic Yellow PANTONE 7408 C	Traffic Red PANTONE 3546 C	Traffic Purple PANTONE 259 C	Traffic Orange PANTONE 3564 C	Traffic Brown PANTONE 477 C	Light Navy PANTONE 2965 C	Purple PANTONE 268 C
Olympic Blue PANTONE 299 C	Medium Gray PANTONE Cool Gray 8 C	Burgundy PANTONE 202 C	Maroon PANTONE 7428 C	Dark Brown PANTONE 476 C	Gold PANTONE 7407 C	Parchment PANTONE 3599 C	Camel PANTONE 473 C	Polo Green PANTONE 567 C	Forest Green PANTONE 336 C

ROUTED SHAPES - BLANKS & SIGNS




Street Name Finished Signs & Blanks

Finished Signs


- Doubled-Sided
- Standard/Custom Color
- Custom Text & Font
- White HIP • **Bent Lip**



OSI41001CHWH - 36" x 13.5"
OSI41001JHWH - 30" x 11"



OSI41016CHWH - 36" x 15"
OSI41016JHWH - 30" x 11.82"



OSI41003CHWH - 36" x 12"
OSI41003JHWH - 30" x 9.25"



OSI41004CHWH - 36" x 14.25"
OSI41004JHWH - 30" x 11.5"




OSI41025CHWH - 36" x 12"
OSI41025JHWH - 30" x 10"

Finished Signs


- Doubled-Sided
- Standard/Custom Color
- Custom Text & Font
- White HIP • **NO Lip**



OSI11001CHWH - 36" x 13.5"
OSI11001JHWH - 30" x 11"



OSI11016CHWH - 36" x 15"
OSI11016JHWH - 30" x 11.82"



OSI11003CHWH - 36" x 12"
OSI11003JHWH - 30" x 9.25"



OSI11004CHWH - 36" x 14.25"
OSI11004JHWH - 30" x 11.5"



OSI3CLOGOHHW - 9" x 9"
OSI3JLOGOHHW - 6" x 6"

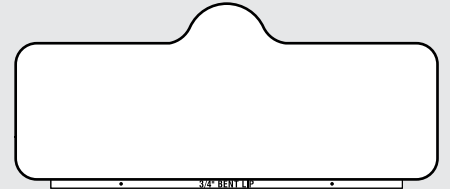
Logo Signs

Sheeted Reflective Blanks


- Doubled-Sided
- White HIP • **Bent Lip**



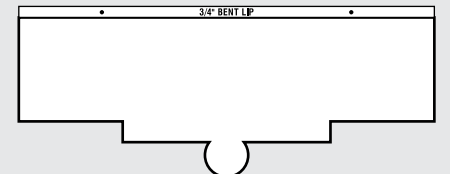
OSIS41001CHWH - 36" x 13.5"
OSIS41001JHWH - 30" x 11"



OSIS41016CHWH - 36" x 15"
OSIS41016JHWH - 30" x 11.82"



OSIS41003CHWH - 36" x 12"
OSIS41003JHWH - 30" x 9.25"



OSIS41004CHWH - 36" x 14.25"
OSIS41004JHWH - 30" x 11.5"



OSIS41025CHWH - 36" x 12"
OSIS41025JHWH - 30" x 10"



Federal Standard Finished Signs • Letters: B Series or largest Highway Gothic Font Series that space allows on sign • Doubled-Sided • No Holes • No Border • White HIP • **NO Lip** **M2AH(X)D(XXXX)(R)BM(XX)N**

Overlay Film Color: (X) =



Blade Size: (XXXX) = (0942) 42" x 9" | (0936) 36" x 9" | (0630) 30" x 6" | (0636) 36" x 6"

Corner Radius: (R) = (T) 1.5" Radius for 9" Sign Trim Brackets | (S) .75" Radius for all other brackets


Letter Height: (XX) = (63) 6" Primary/Prefix & 3" Suffix for 9" Signs | (42) 4" Primary/Prefix & 2" Suffix for 6" Signs



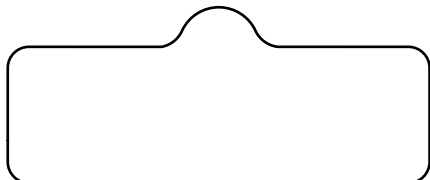
Street Name Finished Signs & Blanks

Sheeted Reflective Blanks

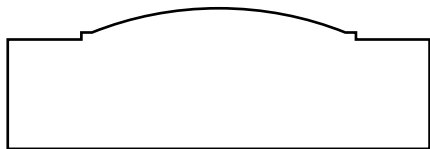
- Doubled-Sided
- White HIP • **NO Lip**



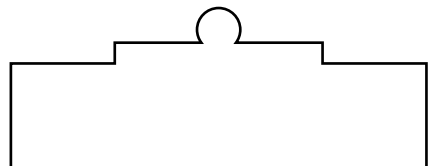
OSIS11001CHWH - 36" x 13.5"
OSIS11001JHWH - 30" x 11"



OSIS11016CHWH - 36" x 15"
OSIS11016JHWH - 30" x 11.82"



OSIS11003CHWH - 36" x 12"
OSIS11003JHWH - 30" x 9.25"



OSIS11004CHWH - 36" x 14.25"
OSIS11004JHWH - 30" x 11.5"



BA080HWH1236SNSRD - 36" x 12"
BA080HWH0936SNSRD - 36" x 9"
BA080HWH0630SNSRD - 30" x 6"



Use below items in 9" trim sign bracket

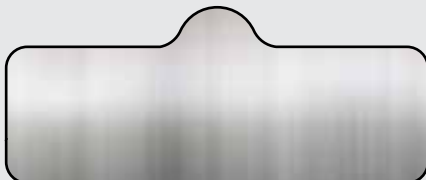
BA080HWH0936SNSRD15 - 36" x 9"
BA080HWH0942SNSRD15 - 42" x 9"

Bare Blanks

- Bent Lip



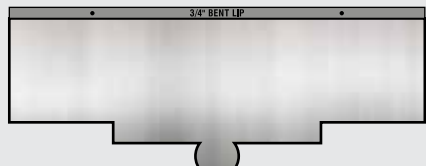
OSIB41001C - 36" x 13.5"
OSIB41001J - 30" x 11"



OSIB41016C - 36" x 15"
OSIB41016J - 30" x 11.82"



OSIB41003C - 36" x 12"
OSIB41003J - 30" x 9.25"



OSIB41004C - 36" x 14.25"
OSIB41004J - 30" x 11.5"



OSIB41025C - 36" x 12"
OSIB41025J - 30" x 10"




Bare Blanks


- No Lip



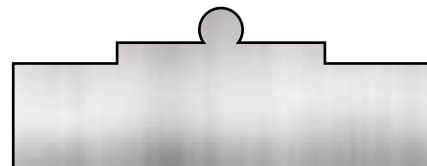
OSIB11001C - 36" x 13.5"
OSIB11001J - 30" x 11"



OSIB11016C - 36" x 15"
OSIB11016J - 30" x 11.82"



OSIB11003C - 36" x 12"
OSIB11003J - 30" x 9.25"



OSIB11004C - 36" x 14.25"
OSIB11004J - 30" x 11.5"



BA0801236SNSR - 36" x 12"
BA0800936SNSR - 36" x 9"
BA0800630SNSR - 30" x 6"



Use below items in 9" trim sign bracket

BA0800936SNSR15 - 36" x 9"
BA0800942SNSR15 - 42" x 9"

STREET NAME FINISHED SIGNS & BLANKS



Check out Custom Street Name Packages
@www.cpcsigns.com

Designs that fit your neighborhood style while eliminating the guesswork on MUTCD compliancy.



Metro Street Name Signs

Installation: Metro Street Name Signs are designed for overhead mast arm mounting with standard brackets.



A route symbol or a pictograph may be used on the left side of a street name sign.



Standard Finished Metro Signs

- Letters: B Series or largest Highway Gothic Font Series that space allows on sign
- Single-Sided • No Holes • White HIP

Standard Overlay Film Colors (shown below)

(A) border



(B) border



(C) border



(D) border



(E) border



3M™ MCS™
Warranty

Did You Know?

Traffic & Custom Signs, both traditional and digitally printed are manufactured to the 3M Matched Component System standards.

The use of 3M's Matched Component System insures your investment. When signs are created with high quality 3M sheeting and components, the sign performance is backed by 3M warranties. The MCS guarantees that signs will remain effective for their intended use and meet minimum values for retroreflection for the specified warranty period. The use of any non-3M materials in conjunction with 3M products will void all warranties.

90" x 30" Sign Blades

Minimum of 8" upper/lower case letters. Fits only 1 line of copy. **OSI84(XXXX)M1HWH**



1025M1



1001M1



1003M1



1004M1



1016M1

90" x 36" Sign Blades

Minimum of 8" upper/lower case letters. Fits 2 lines of copy. **OSI84(XXXX)M2HWH**



1025M2



1001M2



1003M2




1004M2




1016M2

Sign Backers



Laminate Vinyl offers the most cost effective option while retaining the classic feel of the ornamental system. Durable black vinyl is applied to the back of the traffic sign. This option is not visible from the front side of the sign.



.080 Aluminum Plates offer a lighter weight alternative to Steel Frames while retaining the classic feel of the ornamental system. Oversized by 3" for a defined 1.5" black border around the sign. Punched and radius to match sign. Powder coated semi-gloss black.



Steel Sign Frames include a steel backer plate welded to angle iron. Frames have a .75" radius and standard .375" holes to match the sign. Powder coated semi-gloss black.



ITEM CODE			FOR SIZES
Laminate Vinyl	Aluminum Plate	Steel Frame	
OTSBL1206BK	OTSBP1206BK	OTSBF1206BK	12" X 6" Horizontal Rectangle
OTSBL1806BK	OTSBP1806BK	OTSBF1806BK	18" X 6" Horizontal Rectangle
OTSBL1218BK	OTSBP1218BK	OTSBF1218BK	12" X 18" Vertical Rectangle
	OTSBP1812BK	OTSBF1812BK	18" X 12" Horizontal Rectangle
OTSBL2412BK	OTSBP1224BK	OTSBF1224BK	12" X 24" Vertical Rectangle
			24" X 12" Horizontal Rectangle
OTSBL1824BK	OTSBP1824BK	OTSBF1824BK	18" X 24" Vertical Rectangle
	OTSBP2418BK	OTSBF2418BK	24" X 18" Horizontal Rectangle
OTSBL2424BK	OTSBP2424DBK	OTSBF2424DBK	24" X 24" Diamond
	OTSBP2424OBK	OTSBF2424OBK	24" X 24" Octagon
	OTSBP2424SBK	OTSBF2424SBK	24" X 24" Square
OTSBL2430BK	OTSBP2430BK	OTSBF2430BK	24" X 30" Vertical Rectangle
OTSBL3030BK	OTSBP3030DBK	OTSBF3030DBK	30" X 30" Diamond
	OTSBP3030OBK	OTSBF3030OBK	30" X 30" Octagon
	OTSBP3030SBK	OTSBF3030SBK	30" X 30" Square
OTSBL3636BK	OTSBP3636DBK	OTSBF3636DBK	36" X 36" Diamond
	OTSBP3636OBK	OTSBF3636OBK	36" X 36" Octagon
	OTSBP3636SBK	OTSBF3636SBK	36" X 36" Square
	OTSBP3636TBK	OTSBF3636TBK	36" X 36" Triangle

Metro Street Name Laminate Vinyl Backer is a cost effective option for a classic feel of the ornamental system. Durable black vinyl is applied to the back of the metro street name sign. The vinyl is not visible from the front side of the sign.



90" x 36"

OTSBL9036BK

90" x 30"

OTSBL9030BK



Go to www.cpcsigns.com
to find many more Special
Legends for Parking Signs.

Special Legend Parking Signs

1,000s of Special Legend Parking Signs are available at www.cpcsigns.com in your choice of 1 of 5 design styles shown below:



MUTCD Legend
Permissive Style

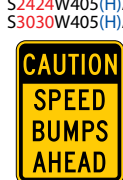
RESERVED Horizontal
Header Style

No Parking
SYMBOL Style

Tow Away Zone
SYMBOL Style

Oxford
Series Style

Parking Lot Signs



Go to www.cpcsigns.com to find
1,000s of many more Special
Legend Signs
for Parking Lots.

Standard
Legends

SNON2424R51(H)A
S3030R51(H)A

SNON2424R11(H)A
S3030R11(H)A

S2424W405(H)A
S3030W405(H)A

S1824W404A420(H)A

PARKING SIGNS



Private Parking Signs

Go to www.cpcsigns.com to find many more Special Legend Signs.




RPOGP4
14" Cast Iron Base
With 4" Pipe.
Weights 33 lbs.

RPOGP5WHEELKIT
Optional Wheel Kit
attaches to Cast
Iron Pedestal Base
to make the base
portable and easy
to transport.
Includes Hardware

Cast Iron Pedestal Bases
are drilled for mounting
signs: 12"x18", 18"x24",
& 24"x24"

More base and post
options on pages 52.

DON'T FORGET the
hardware to mount your
sign to post, sold separately
1 SET: RH6GPE01



Go to www.cpcsigns.com to find
all NEW customizable Universal
Arrow & Word Plaques.
Use the CPC Standard
Color Chart to choose
sign colors.

STANDARD
COLOR CHART



Black Semi-Gloss Powder Painted items are available
in 20 additional standard colors by custom ordering.



Permissive Parking

1 A. Legends



Find 190+ Permissive Parking Sign Legends @ www.cpcsigns.com



2 A. Designs

Permissive Parking

☐ MUTCD Words Only



☐ MUTCD Symbol & Words



☐ Header Header & Words



☐ Architectural Header, Words & Symbol



Prohibitive Parking

1 B. Legends



Find 25+ Prohibitive Parking Sign Legends @ www.cpcsigns.com



2 B. Designs

Prohibitive Parking

☐ MUTCD Words Only



☐ MUTCD Symbol & Words



☐ Header Header & Words



☐ Architectural Header, Words & Symbol



Disabled/Reserved Parking

1 C. Legends



Find 4 Disabled Parking Sign Legends @ www.cpcsigns.com



Choose a Standard or Active Symbol

☐ Standard ADA Symbol

☐ Active Symbol

☐ Standard ADA Symbol

☐ Active Symbol

☐ Standard ADA Symbol

☐ Active Symbol

☐ Standard ADA Symbol

☐ Active Symbol

2 C. Designs

Disabled Parking

☐ MUTCD Words Only



☐ MUTCD Symbol & Words



☐ Header Header & Words



☐ Architectural Header, Words & Symbol



3 Sign Sizes

☐ 12" x 18"

☐ 18" x 24"

☐ 12" x 18"

☐ 18" x 24"

☐ 12" x 18"

☐ 18" x 24"

☐ 12" x 24"





Order Guidance for Semi-Custom Universal Parking Signs

Page 2 of 2

4 Reflective Type

- ☐ **3M** White High Intensity Prismatic

5 Substrate

- ☐ .080" Aluminum

6 Arrows (Examples of Universal Parking Designs Shown)

- ☐ No Arrows or Space
☐ Left Arrow
☐ Right Arrow
☐ Double Arrow



7 Mounting Options

☐ Post Mount

2 holes on 1" centers, located top and bottom, standard radius corners. NOTE: Hardware and u-bolt brackets, sold separately.

☐ Wall Mount

Standard radius corners, with 3/16" screw holes in all (4) corners.

☐ Architectural Standard radius corners without holes.

VHB Tape for a clean appearance without visible fasteners on the sign face.

☐ No Tape

☐ Center Mount

VHB tape mounted to the center of the sign back.

☐ Perimeter Mount

VHB tape mounted to the perimeter of the sign back.

8 Sign Backer



Black Laminate Vinyl applied to the back of a sign provides a durable, cost effective yet classic feel for your ornamental system. Vinyl is not visible from the front side of the sign.

- ☐ No Backer ☐ 12" x 18" ☐ 12" x 24" ☐ 18" x 24"

NOTE: Aluminum Plates and Steel Sign Frames also available.

9 Colors

Standard Colors represent the MUTCD compliant and standard CPC option.

- ☐ **Permissive Parking:** Traffic Green & Black on White
☐ **Prohibitive Parking:** Traffic Red & Black on White
☐ **Disabled/ADA Parking:** Traffic Green, Blue & Black on White

☐ Pick Your Own Colors

Match your school, business or town colors with the Custom Reflective Color Matching Program.

CPC Standard Color Chart for Sign Colors



Utilize the 20 colors on the CPC Standard Color Chart to custom design your sign colors. Start by choosing a color for the Legend (Copy/Graphics/Border) and then select a color for the background. The option to add a gold pinstriping to a white border is available at no extra charge. Drop-down selections provide an easy ordering solution, during ordering online @ www.cpcsigns.com

NOTE: Request a color change of symbols or request Pantone Color Matching Service by calling customer service at 1-800-367-1492.

Colors may vary in appearance from catalog, digital screen, substrates and light conditions.

Traffic Black PANTONE 3 C	Traffic Blue PANTONE 300 C	Traffic Green PANTONE 3536 C	Traffic Yellow PANTONE 7408 C	Traffic Red PANTONE 3546 C	Traffic Purple PANTONE 259 C	Traffic Orange PANTONE 3564 C	Traffic Brown PANTONE 477 C	Light Navy PANTONE 2965 C	Purple PANTONE 268 C
Olympic Blue PANTONE 299 C	Medium Gray PANTONE Cool Gray 8 C	Burgundy PANTONE 202 C	Maroon PANTONE 7428 C	Dark Brown PANTONE 476 C	Gold PANTONE 7407 C	Parchment PANTONE 3599 C	Camel PANTONE 473 C	Polo Green PANTONE 567 C	Forest Green PANTONE 336 C



Easily order Semi-Custom Permissive Parking Signs utilizing the Standard CPC color combinations which may be selected in the drop down menus @ www.cpcsigns.com A few examples of the many color matching options available in the color matching program shown below.




Semi-Custom Guide Signs

Custom Guide Signs

Service Logo Signs



S3624I2SXX(H)A
S4836I2SXX(H)A




S3624I2LXX(H)A
S4836I2LXX(H)A



S3624I10XX(H)A
S4836I10XX(H)A

Customized Guide Signs
for your State, County,
City, Town or Community.



CPC Standard Color Chart

Utilize the CPC Standard Color Chart to custom design your sign colors. Start by choosing a color for the Legend (Copy/Graphics/Border) and then select a color for the background. The option to add a gold pinstriping to a white border is available at no extra charge. Drop-down selections provide an easy ordering solution, during ordering online @ www.cpcsigns.com

Colors may vary in appearance from catalog, digital screen, substrates and light conditions.



Noise Ordinances

Voting & Polling

Emergency

Driver Behaviors



1,000s of Special Legend Signs are available at www.cpcsigns.com. Examples of the some of the many legends shown:

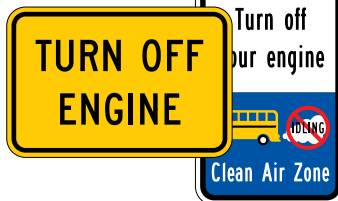


Panhandling

Idling/Exhaust Fumes

Environmental

Drone Messages



Litter & Adopt -A- Highway Signs

Want to Upgrade your Sheeting? We Recommend replacing (H) with (3)

NOTE: Custom Legends are printed digitally on 3M printers using (H) High Intensity Prismatic Sheeting, and 3M Matched Component Systems to ensure warranty and quick shipment.



S1218R161(H)A
S1824R161(H)A



S1218R163(H)A
S1824R163(H)A



S1218R162(H)A
S1824R162(H)A



S1218R164100(H)A
S1218R164250(H)A
S1218R164500(H)A

*Specify Fine



S1218R173(H)A
S1824R173(H)A



S1218PC110(H)A
S1824PC110(H)A



SPECIAL LEGENDS

Go to
www.cpcsigns.com
to find many more
Special Legends

Neighborhood Watch

Seat Belt Awareness

Pet Laws & Safety



S1218PC105(H)A



Go to
www.cpcsigns.com
to find many more
Special Legends for
Neighborhood Watch
and Seatbelt
Awareness Signs



S1824PC130(H)A



S3018R7204(H)A



S1218R7412(H)A

Go to
www.cpcsigns.com
to find many more
Special Legends



S1824LE102(H)A



S1218LE101(H)A



SPECIAL LEGENDS

Parks, Recreation & Cultural Interest



STAY ON TRAIL

TRAFFIC SIGNS



Custom Products Corporation

P.O. Box 54091
Jackson, MS 39288-4091
www.cpcsigns.com

PRST STD
U.S. Postage
PAID
Custom Products
Corporation

CSNS CATALOG - CAT14

CUSTOM STREET NAME PACKAGES, SYSTEMS & COMPONENTS

NEW ITEM *Leave an Impression with a Comprehensive Branding Program*

CPC offers a robust line of products and services to help you develop and implement your own comprehensive branding program from your smallest and simplest to your largest and most complex sign.



Mail:
P.O. Box 54091
Jackson, MS 39288-4091

Shipping:
1120 Flowood Dr.
Jackson, MS 39232

EMAIL
sales@cpcsigns.com



Sales:
1-800-367-1492 (Voice)
1-601-932-5854 (Voice)
1-800-206-3444 (Fax)
1-601-932-7178 (Fax)

find us on social media



CPCGo! - mobile app



WEBSITE
www.cpcsigns.com