

## Traffic Control & Roadway Safety Products



1-800-367-1492  
www.cpcsigns.com

Pages 30-31  
Comprehensive  
Branding Program



NO HASSLE  
CART SERVICE



24/7 ACCESS  
FOR PLACING  
ORDERS



MY ACCOUNT  
MANAGEMENT  
TOOLS



SECURE  
ONLINE  
ACCOUNT



## Notice Regarding Traffic Signs

Traffic signs depicted in this catalog will be made from ASTM Type III/IV High Intensity Prismatic Reflective on .080" thick aluminum unless otherwise noted.

Our Products Use:

**3M** Reflective Sheeting Products

## Product Code Explanation

**S3030** **R11** **(X)** **A**

30" x 30" sign    Manual of Uniform Traffic Control Devices (MUTCD) Code    Reflective Type Must Specify When Placing Order    .080" Aluminum Substrate

### Traffic Signs .....3-27

Regulatory Speed Limit • Intersection .....	3
Parking.....	4-5
Traffic Prohibition • Pedestrian .....	6
Intersection & Center Lane • Passing & Guidance.....	6
Road Closed • Weight • Bike • Dating Stickers.....	7
Warning.....	8-10
Guide • Route • Service • Civic .....	11-13

### Delineators & Object Markers .....14-19

Brite-Max Reflectors • Enhanced Conspicuity .....	14-15
LED Sign Alerts • Speed Radar • Arrow Boards .....	16-17
Brite-Max Delineators • Object Markers .....	18-19
CPC Standard Street Name Sign Checklist .....	20
Comprehensive Street Name Sign Checklist .....	21

### Street Name Finished Signs & Blanks ..... 22-23

### Metro Street Name Signs • Sign Backers ..... 24

### Decals & Promotional Products .....25

### Routed Sign Blanks & Finished Signs..... 26-27

### Special Legend Parking Signs .....28

### Semi-Custom Universal Parking Signs..... 28-29

### CPC Comprehensive Branding Program ... 30-31

### Wayfinding Program Overview ..... 32-33

### Custom Street Name Packages.....34-45

### OSHA • Jobsite, Building & Facility Signs ..46-47

### Posts • Brackets • Hardware ..... 48-73

U-Channel Posts, Brackets & Hardware .....	48-51
Round Posts, Brackets & Hardware .....	52-57
Square Posts, Brackets & Hardware.....	58-63
Manual Drive Caps, Post Drivers & Post Pullers.....	64
JackJaw® Post Extractors.....	65
Pneumatic (Air) , Hydraulic, Gas Post Drivers.....	64-66
Pole Brackets • Stainless Steel Strapping Kits & Tools...	67-69
Overhead Brackets.....	70-71
Base & Post Kits.....	72-73

### School Zone Safety Products .....74-75

In Street Pedestrian Crosswalk Signage .....	75
--	----

### Incident Management & Personal Safety.. 76-77

Incident Management Kits Collapsible Cones .....	76
Roll-Up Signs for Forest Service .....	76
Traffic Batons • 5-P Breakaway Vests .....	76
Standard & Compact Roll-Up Signs.....	77
Compact Sign System • Storage Bags .....	77

### Construction Work Zone ..... 78-93

Cones • Cone Bars • Barricade Sheeting Rolls.....	78
Barrier Tapes .....	79
Channelizers.....	79-81
Barrels • Drums .....	80
Barricades: Type I, II & III • A-Frame Barricades .....	80-83
Construction Signs / Roll Up Signs.....	84-86
Gemstone Vertical Panel Messaging Systems.....	87
Sandwich/Message Boards .....	87
Pedestrian Barriers & Barricades .....	88
Trench Covers • Curb Ramps.....	89
Safety Vests .....	89
Sign Stands.....	90
Safety Flags • SMV Emblem • Conspicuity Tape.....	91
Barricade Lights • Light Brackets.....	91
Vehicle Mount Sign Holders .....	91
Hand Paddles.....	92-93

### Sign Shop Supplies..... 94-102

Roll Goods & Application Accessories .....	94-96
Plastic and Wire Sign Stands.....	97
Die Cut Letters & Numbers.....	97

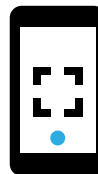
### Substrates ..... 96-102

ACM • Magnetics • License Plate Blanks.....	96
Sandwich Boards/Corrugated Plastic/Die Cuts .....	97
Reflective Custom Blanks.....	98
Aluminum Sheets • Precut .040" Blanks.....	99
Sheeted & Bare Aluminum Blanks .....	100-101
Border Blanks • OSHA Headers .....	102

### Utility Safety Products .....103

### Pavement Markings .....104-119

3M Raised Pavement Markers.....	104
Ceramic Traffic Buttons & Jiggle Bars.....	104
Traffic Buttons • Chip Seal Temp Markers.....	105
Rumble Strips • Speed Bumps • Parking Curbs.....	105
Marker Adhesives.....	105
3M Stamark Pavement Markings.....	106
Reflective Glass Beads.....	107
Construction Grade Pavement Tape .....	107
Inverted Tip Marking Paints, Wands and Machines.....	107
Stencils (Words, Symbols, Arrows).....	108-111
Barrier, Center & Guardrail Mount Delineators .....	112-116
Ground Mount Flex Delineators & Markers.....	117
Tubular Markers & Tube Delineators.....	118-119



SCAN QR code with Smart Phone camera to view Custom Products Corporation Terms & Conditions for Sales

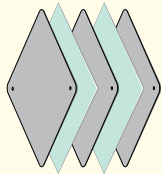


# Retro-Reflective Sheeting

**Sign Product Codes in this catalog are pre-built with the best retro-reflective sheeting recommendation that considers MUTCD Compliance, Safety, and Budget Factors.** Upgrades to a higher performing sheeting can be made by replacing the retro-reflective sheeting letter/number within the parenthesis ( ). Diamond Grade Fluorescent Yellow upgrades are available by adding a Y to end of the code - Example: S2412W44APL(3)A(Y) | S3636W13R(3)A(Y)

CODE	Sheeting Name	Sheeting Description
<b>H</b>	<b>3M™</b> High Intensity Prismatic	<i>The most common sheeting type for signs in America today.</i> Meets retro-reflectivity requirements. ASTM Type III & IV   Standard <b>3M™</b> 10 year warranty.
<b>3</b>	<b>3M™</b> DG <sup>3</sup> Diamond Grade™ Cube	<i>The highest performing retro-reflective sheeting.</i> ASTM Type XI   Standard <b>3M™</b> 12 year warranty.
<b>3Y</b>	<b>3M™</b> Fluorescent DG <sup>3</sup> Diamond Grade™ Cube	<i>The highest performing retro-reflective sheeting in fluorescent colors that enhances day/nighttime visibility.</i> ASTM Type XI   Standard <b>3M™</b> 7 year warranty.

NOTE: 3M Orange Work Zone Sheatings (3924S, 4084, and 3934 as well as Barricade Tape) have a 3 year warranty.



## Storing Signs Tip

Signs should be stored vertically in racks, indoors, kept dry and interleaved with 3M sheeting liner with the glossy side against all sign faces.

**Quick Tip**



Add Blinking Solar LEDs see page 16

**SIGN ALERT**

## Speed Limit Signs

**0 DAYS**

<b>SPEED LIMIT 5</b> S1824R2105(H)A S2430R2105(H)A	<b>SPEED LIMIT 10</b> S1824R2110(H)A S2430R2110(H)A	<b>SPEED LIMIT 15</b> S1824R2115(H)A S2430R2115(H)A	<b>SPEED LIMIT 20</b> S1824R2120(H)A S2430R2120(H)A
<b>SPEED LIMIT 25</b> S1824R2125(H)A S2430R2125(H)A	<b>SPEED LIMIT 30</b> S1824R2130(H)A S2430R2130(H)A	<b>SPEED LIMIT 35</b> S1824R2135(H)A S2430R2135(H)A	<b>SPEED LIMIT 40</b> S1824R2140(H)A S2430R2140(H)A
<b>SPEED LIMIT 45</b> S2430R2145(H)A S3036R2145(H)A	<b>SPEED LIMIT 50</b> S2430R2150(H)A S3036R2150(H)A	<b>SPEED LIMIT 55</b> S2430R2155(H)A S3036R2155(H)A	<b>SPEED CHECKED BY RADAR</b> S1824R25D(H)A S2430R25D(H)A



**3M™ MCS™ Warranty**

The use of 3M's Matched Component System insures your investment. When signs are created with high quality 3M sheeting and components, the sign performance is backed by 3M warranties. The MCS guarantees that signs will remain effective for their intended use and meet minimum values for retroreflection for the specified warranty period. The use of any non-3M materials in conjunction with 3M products will void all warranties.



**Quick SHIP**

Find Post, Brackets and Hardware on Pages 48-73



Vandal Proof Nut & Carriage Bolt

Sign Saver  
BA080SAVER



Vandal Resistant Hardware Available



Anchor Plate  
BA080APLATEUCH

**SIGN ALERT**

Add Blinking Solar LEDs, see page 16


**STOP SIGN**  
S3030R11(H)A  
S3636R11(H)A  
S4848R11(H)A



**Quick SHIP**



S3030R51(H)A  
S3636R51(H)A



S2418R110P(H)A

Find Brite-Max Multi-View Post Reflectors on Page 14



S1806R13P(H)A



S3018R51A(H)A  
S3624R51A(H)A



S1818R12(H)A - Bike Paths  
S3030R12(H)A  
S3636R12(H)A  
S4848R12(H)A

## Intersection Signs

**0 DAYS**

**0 DAYS**

### Replacement Requirements\*

Regulatory signs are important to maintain as the absence of, or damage to, could quickly result in or contribute to a severe crash.

Damaged or missing regulatory signs should be replaced or repaired within hours of the agency having notice of them missing, down or damaged.

\*Maintenance of Signs and Sign Support: FHWA-SA-09-025

### Are Your Signs Bright Enough?

Type I is allowable on "Red Series" signs, i.e., STOP and YIELD signs; however: We recommend

**3M™ DG<sup>3</sup> Diamond Grade** or **HIP** for all **Regulatory Signs** for the best overall value and warranty included.

**TRAFFIC FROM LEFT DOES NOT STOP**

S2412W44APL(H)A

**TRAFFIC FROM RIGHT DOES NOT STOP**

S2412W44APR(H)A

**CROSS TRAFFIC DOES NOT STOP**

S2412W44P(H)A

**ONCOMING TRAFFIC DOES NOT STOP**

S2412W44BP(H)A

2025 | Catalog# 18

TRAFFIC SIGNS



3M™ MCS™ Warranty



## Private Parking



S1218R7413HA



S1218R7422HA



Go to [www.cpcsigns.com](http://www.cpcsigns.com) to find more Private Parking Signs.



S1812R7428HA



S1812R7427HA



Semi-Customizable Permissive Parking Signs on Page 28-29 and online @ [www.cpcsigns.com](http://www.cpcsigns.com)



## Permissive Parking



S1218R7326HA



S1218R7330HA



S1218R7341HA

## Disabled Parking



## State Specification



S1218R78HA



S1218R78VAHA



S1218R78DHA



S1218R7500HA

(North Carolina)  
JNCS1226R78HA(New York)  
JNYS1218R78HA(Texas)  
JTXS1224R78VAHA(Florida)  
JFLS1218R75HA(South Florida)  
JFLS1218R75SHA

S1218R7504HA



S1218R7502HA



S1218R7502NHA



S1218R75HPOHA

(North Carolina)  
JNCS1209R75HA(Pennsylvania)  
JPAS1218R78FHA(Texas)  
JTXS1209R75HA(Georgia)  
JGAS1218R75HA(New Jersey)  
JNJS1012R78250HA

S1206R78PBHA



S1206R78PGHA

S1212D96HA  
S1818D96HA

S1206R78FG250HA



S1206R78FG350HA



S1206R78FB250HA



Find more Handicap/Disabled Parking Signs online @ [www.cpcsigns.com](http://www.cpcsigns.com)  
Your State Specific Signs Available Upon Request

## No Parking



Find more No Parking Signs @ [www.cpcsigns.com](http://www.cpcsigns.com)

S1218R83AHA  
S1824R83AHA

S1218R83ADHA



S1218R83ALHA



S1218R83ARHA



S1218R7200HA



S1218R76HA



S1218R76DHA



S1218R7100HA



S1218R71HA

S1206  
R7201PAHAS1206  
R7201PHA

S1218R71DHA



S1218R71LHA



S1218R71RHA



S1218R713HA



S1218R711HA



S1218R7232HA



S1218R712HA



S1218R712DHA



S1218R712LHA

S1206  
R7201APHA

S1218R712RHA



S1218R7216HA



S1218R7217HA



S1218R7228HA



S1218R7221HA



S1218R7224HA



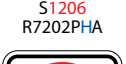
S1218R7225HA



S1218R7236HA



S1218R7235HA

S1206  
R7202PHA

S1218R7215HA



S1218R7227HA



S1218R7213HA



S1218R7222HA



S1218R74MHA



S1218R7212HA



S1218R7230HA



S1218R7220HA



S1218R7229HA

S1212R833HA  
S2424R833HA





Go to [www.cpcsigns.com](http://www.cpcsigns.com)  
to find many more Special  
Legends for Parking Signs.

## Special Legend Parking Signs

1,000s of Special Legend Parking Signs are available at [www.cpcsigns.com](http://www.cpcsigns.com) in your choice of 1 of 5 design styles shown below:

Find more information on page 28



MUTCD Legend  
Permissive Style



RESERVED Horizontal  
Header Style



No Parking  
SYMBOL Style



Tow Away Zone  
SYMBOL Style



Oxford  
Series Style

## Parking Lot Signs




SLSZNONR512424(H)A  
S3030R51(H)A



SLSZNONR112424(H)A  
S3030R11(H)A



S2424W405HA  
S3030W405HA



S1824W404A420HA

TRAFFIC SIGNS



## Private Parking Signs

Go to [www.cpcsigns.com](http://www.cpcsigns.com) to find many more Special Legend Signs.



Black Semi-Gloss Powder Painted items are available in 20 additional standard colors by custom ordering.

Cast Iron Pedestal Bases are drilled for mounting signs: 12"x18", 18"x24", & 24"x24"

More base and post options on pages 72-73.

DON'T FORGET the hardware to mount your sign to post, sold separately  
1 SET: RH6GPE01



Go to [www.cpcsigns.com](http://www.cpcsigns.com) to find all NEW customizable Universal Arrow & Word Plaques. Use the CPC Standard Color Chart to choose sign colors.



## Restrictive Traffic Prohibition Signs



No Right Turn  
S2424R31(H)A  
S3636R31(H)A



No Left Turn  
S2424R32(H)A  
S3636R32(H)A



No U-Turn  
S2424R34(H)A  
S3636R34(H)A



No Trucks  
S2424R52(H)A



No Bicycles  
S2424R56(H)A



S2424R33(H)A



S2424R53(H)A



S2418R31P(H)A



S2418R32P(H)A



S2418R34P(H)A



S2418R52P(H)A



S2418R56P(H)A



S2418R141(H)A

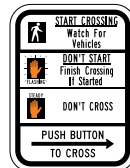
## Pedestrian Signs



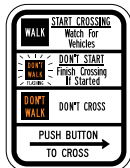
S3636R15L(H)A



S3636R15R(H)A



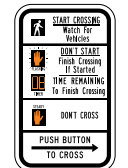
S0912R103B(R)(H)A



S0912R103C(R)(H)A



S0912R103D(R)(H)A



S0915R103E(R)(H)A



S1818R94(H)A  
S2424R94(H)A



S1818R93(H)A  
S2424R93(H)A



S0912R102(H)A



S0912R103(R)(H)A



S0915R103A(L)(H)A



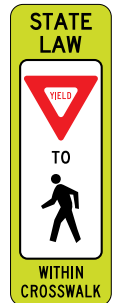
S0915R104A(R)(H)A



S0912R104(L)(H)A



S1236R16A(H)3AG



S1236R16(H)3AG

Specify Left or Right  
when Ordering

## Intersection and Center Lane Control Signs



Mandatory Left Turn  
S3036R35L(H)A



Mandatory Straight  
S3036R35A(H)A



Mandatory Right Turn  
S3036R35R(H)A



Optional Movement Left  
S3036R36L(H)A



Optional Movement Right  
S3036R36R(H)A



Two Way Left Turn  
Post Mounted  
S2436R39B(H)A



Two Way Left Turn  
Overhead Mounted  
S3036R39A(H)A



Double Turn Left  
S3030R38L(H)A



Double Turn Right  
S3030R38R(H)A



S3030R37L(H)A



S3030R37R(H)A


## Passing and Guidance Signs



S1824R41(H)A  
S2430R41(H)A



S1824R42(H)A  
S2430R42(H)A



S2430R107(H)A



S1824R62A(H)A



Keep Left  
S1824R48(H)A  
S2430R48(H)A



Keep Left  
S1824R48A(H)A  
S2430R48A(H)A



Keep Right  
S1824R47(H)A  
S2430R47(H)A



Keep Right  
S1824R47A(H)A  
S2430R47A(H)A



S1824R109A(H)A



S1824R109(H)A



S1824R62L(H)A  
S2430R62L(H)A

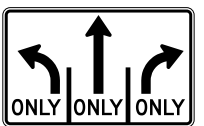


S1824R62R(H)A  
S2430R62R(H)A

Call for Quote on R3-8 Signs



S4830R38A(H)A



S4830R38B(H)A



S4830R38M(H)A

## Traffic Signal Signs



S2430R106A(H)A



S2436R106(H)A



S3036R1010L(H)A



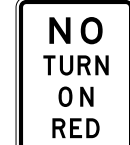
S3036R1010R(H)A



S3036R1012(H)A



S2430R107(H)A



S3036R1011A(H)A



S2430R1011(H)A



S3636R1011B(H)A



## Engine/Jake Brake Signs



Go to  
[www.cpcsigns.com](http://www.cpcsigns.com)  
to find many  
more Special  
Legends for  
Truck Traffic Signs.

Want to Upgrade your Sheeting?  
We Recommend  
replacing (H) with (3)

State Specific Weight Limit Signs  
Available upon request.



S2430R121(XX)(H)A



S2436R125(H)A

ROAD CLOSED  
TO  
THRU TRAFFIC

S6030R114(H)A

BRIDGE CLOSED  
AHEAD  
LOCAL TRAFFIC ONLY

S6030R113CM(H)A

ROAD CLOSED  
XX MILES AHEAD  
LOCAL TRAFFIC ONLY

S6030R113AB(XX)(H)A

BRIDGE OUT  
XX MILES AHEAD  
LOCAL TRAFFIC ONLY

S6030R113B(XX)(H)A

ROAD  
CLOSED

S4830R112(H)A

BRIDGE  
CLOSED

S4830R112B(H)A

## Road Closed & Weight Limit Signs

## Bike Signs



S1818R11(H)A  
S3030R11(H)A



S1818R12(H)A  
S3030R12(H)A



S2418R317(H)A

ENDS

S2408R317BP(H)A

AHEAD

S2408R317AP(H)A

DO  
NOT  
PASS

S1218R41(H)A  
S1824R41(H)A

PASS  
WITH  
CARE

S1218R42(H)A  
S1824R42(H)A



Bicycle  
Parking Area  
S1218D43L(H)A

RIDE  
WITH  
TRAFFIC

S1212R93CP(H)A

USE  
PED  
SIGNAL

S1218R95(H)A



S1218R51B(H)A



S1818R56(H)A  
S2424R56(H)A



S1218R79(H)A



S1218R79A(H)A



S1218R97(H)A



S1218R1022(H)A



S1218R96(H)A



S2418D111(H)A



S1818W54A(H)A



Bicycle Hill  
S1818W75(H)A  
S3030W75(H)A



S1209W810P(H)A  
S1818W810(H)A  
S3030W810(H)A



S1824W161P(H)A  
S1818W111(H)A  
S2424W111(H)A



Bicycle Route U.S.  
S1218M19(H)A  
S1824M19(H)A



Bicycle Route  
S1218M18(H)A  
S1824M18(H)A



Bicycle Route  
S1218M18A(H)A  
S1824M18A(H)A

## Dating Stickers

### 3 ways to implement the Expected Sign Life or the Blanket Replacement Method

of maintaining traffic sign retro-reflectivity.

#### Expected Sign Life METHOD:

Signs must be replaced before they reach the end of their expected sign life. An agency must have documentation of expected replacement for individual signs.

#### Blanket Replacement METHOD:

The agency will replace all the signs in an area or of a specific series at given intervals. The agency can use stickers that specify installation dates to help them know when to replace all signs in the area or series

Specify Year when ordering.

Material: (H) High Intensity Prismatic

#### GENERIC DATING STICKER

2 1/4" WIDE x  
1 1/8" HIGH

The Generic dating sticker provides the year and you simply punch out the month that applies to either the date of installation or replacement date.



Sign Installation Date Style  
#DGID(H)25



Expected Sign Life Style  
#DGES(H)35

#### WARNING MESSAGE DATING STICKER

4" WIDE x  
2 1/4" HIGH

The Warning Message dating sticker provides a deterrent to vandalism and theft while still maintaining the date of installation or replacement date.



Sign Installation Date Style  
#DWID(H)25



Expected Sign Life Style  
#DWES(H)35

#### UNIQUE DATING STICKER

4" WIDE x  
2 1/4" HIGH

The Unique dating sticker serves both purposes listed above while also allowing you to use logos and text of your choosing.



Sign Installation Date Style  
#DUID(H)25



Expected Sign Life Style  
#DUES(H)35

Want to Upgrade  
your Sheeting?  
Replace  
(H) with (3)



2025 | Catalog #18

TRAFFIC SIGNS



3  
DAYS

# Horizontal Alignment and Intersection Warning Signs

Add Blinking  
Solar LEDs  
see page 16

**SIGN  
ALERT**



Turn Left  
S3030W11L(H)A  
S3636W11L(H)A



Turn Right  
S3030W11R(H)A  
S3636W11R(H)A



Curve Left  
S3030W12L(H)A  
S3636W12L(H)A



Curve Right  
S3030W12R(H)A  
S3636W12R(H)A



Reverse Turn Left  
S3030W13L(H)A  
S3636W13L(H)A



Reverse Turn Right  
S3030W13R(H)A  
S3636W13R(H)A



Reverse Curve Left  
S3030W14L(H)A  
S3636W14L(H)A



Reverse Curve Right  
S3030W14R(H)A  
S3636W14R(H)A



Winding Road Left  
S3030W15L(H)A  
S3636W15L(H)A



Winding Road Right  
S3030W15R(H)A  
S3636W15R(H)A



Hairpin Curve Left  
S3030W11L(H)A



Hairpin Curve Right  
S3030W11R(H)A



Side Road  
Oblique Left  
S2424W23L(H)A  
S3030W23L(H)A  
S3636W23L(H)A



Side Road  
Oblique Right  
S2424W23R(H)A  
S3030W23R(H)A  
S3636W23R(H)A



Side Road  
S2424W22(H)A  
S3030W22(H)A  
S3636W22(H)A



Horizontal  
Alignment Right  
S3636W110R(H)A



Horizontal  
Alignment Left  
S3636W110L(H)A



TRAFFIC  
CIRCLE  
Circular Intersection  
S2418W1612P(H)A  
S2424W26(H)A  
S3030W26(H)A  
S3636W26(H)A



Y Intersection  
S2424W25(H)A  
S3030W25(H)A  
S3636W25(H)A



T Intersection  
S2424W24(H)A  
S3030W24(H)A  
S3636W24(H)A




Crossroad  
S2424W21(H)A  
S3030W21(H)A  
S3636W21(H)A




Offset Side Road  
Left  
S2424W27L(H)A  
S3030W27L(H)A



Offset Side Road  
Right  
S2424W27R(H)A  
S3030W27R(H)A



Double Side Road  
S2424W28(H)A  
S3030W28(H)A  
S3636W28(H)A  
S4848W28(H)A



S1824W18(H)A S2430W18(H)A

**CHEVRONS**  
Add Visibility to High Risk Areas

For  
Maximum Visibility  
use Fluorescent Yellow  
Chevrons. Call for a quote.



RPBCAB2  
Chevron  
Adjustable Bracket  
Fits 12"x18", 18"x24" &  
24"x30" Chevrons

RPBCAB3  
Chevron  
Adjustable Bracket  
Fits 24"x30" & 30"x36"  
Chevrons



Single Arrow  
S3618W16(H)A  
S4824W16(H)A



Double Arrow  
S3618W17(H)A  
S4824W17(H)A

3  
DAYS

# Warning & Passing Signs

**SIGN  
ALERT**

Add Blinking  
Solar LEDs  
see page 16



Merge Left  
S3030W41L(H)A  
S3636W41L(H)A



Merge Right  
S3030W41R(H)A  
S3636W41R(H)A



Pavement Width  
Transition Left  
S3030W42L(H)A  
S3636W42L(H)A



Pavement Width  
Transition Right  
S3030W42R(H)A  
S3636W42R(H)A



Added Lane Left  
S3030W43L(H)A  
S3636W43L(H)A



Added Lane Right  
S3030W43R(H)A  
S3636W43R(H)A



Two Way Traffic  
S3636W63(H)A



LEFT  
LANE  
ENDS  
S3030W91L(H)A  
S3636W91L(H)A



RIGHT  
LANE  
ENDS  
S3030W91R(H)A  
S3636W91R(H)A



LANE ENDS  
MERGE  
LEFT  
S3030W92L(H)A  
S3636W92L(H)A



LANE ENDS  
MERGE  
RIGHT  
S3030W92R(H)A  
S3636W92R(H)A



NO  
PASSING  
ZONE  
S4030W143(H)A  
S4836W143(H)A



S3024W164P(H)A  
\* Specify Distance



S3024W163P(H)A  
\* Specify Distance



S2418W1613P(H)A



S2418W162P(H)A  
S3024W162P(H)A  
\* Specify Distance



S2412W162AP(H)A  
S3018W162AP(H)A  
\* Specify Distance



S3012W163AP(H)A  
\* Specify Distance



S08(XX)W168P(H)A  
\* Specify Text



S2412W169P(H)A  
S3018W169P(H)A



S15(XX)W168AP(H)A  
\* Specify Text



S2412W167PL(H)A  
S3018W167PL(H)A



S2418W166PR(H)A



S2418W166PL(H)A



S2418W165P(H)A



S2412W167PR(H)A  
S3018W167PR(H)A

# Low Clearance Signs

3  
DAYS

Want to Upgrade your Sheeting?  
We Recommend replacing (H) with (3)  
Make it fluorescent yellow  
by adding a Y -- (3)A(Y)



Low Clearance  
S3030W122(H)A  
S3636W122(H)A  
S4848W122(H)A

Customize  
Your  
Legends

Specify Height (W12-2A)  
when placing order



S7824W122A(H)A



S2418W122P(H)A

TRAFFIC SIGNS



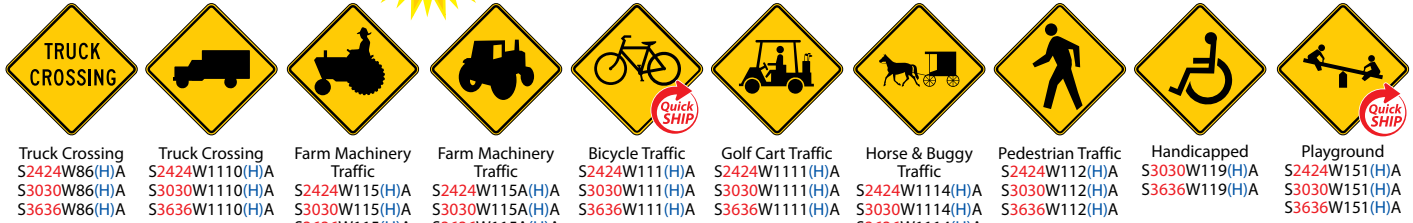


Add Blinking  
Solar LEDs  
see page 16

**SIGN  
ALERT**

# Vehicular & Non-Vehicular Traffic Signs

**3  
DAYS**



**3  
DAYS**

## Replacement Requirements\*

Damaged or missing warning signs should be replaced or repaired *within 3 working days* of the agency having notice of them missing, down or damaged.

\*Maintenance of Signs and Sign Support: FHWA-SA-09-025

## Are Your Signs Bright Enough?

All Ground Mounted Warning Signs **MUST** be Type II Reflective or better: We recommend **3M™ Fluorescent Yellow DG<sup>3</sup> Diamond Grade** or **Yellow HIP** for all **Warning Signs** for the best overall value and warranty included.



Go to [www.cpcsigns.com](http://www.cpcsigns.com) to find many more Special Legends for Neighborhood & Child Safety Signs.



Supplemental Plaques available to be displayed below Symbol Signs (CATTLE XING shown)



Add Blinking  
Solar LEDs  
see page 16

**SIGN  
ALERT**

## FYG Pedestrian Signs

### Find School Zone Signs on Page 74



Bicycle Traffic  
S2424W1113AG  
S3030W1113AG  
S3636W1113AG



S2418W165P3AG



S2412W169P3AG  
S3018W169P3AG



S2418W166PL3AG



S2418W166PR3AG



Handicapped  
S3030W1193AG  
S3636W1193AG



Pedestrian Traffic  
S2424W1123AG  
S3030W1123AG  
S3636W1123AG



S2412W167PL3AG  
S3018W167PL3AG



S2412W167PR3AG  
S3018W167PR3AG

## Neighborhood & Child Safety Signs

Add Blinking  
Solar LEDs  
see page 16

**SIGN  
ALERT**

## Highway Rail Grade Signs

**Quick  
SHIP**

on all 30" Neighborhood & Child Safety Signs



### MUTCD Guidance:

A White Retroreflective Strip not less than 2 inches in width shall be used on the back of each Crossbuck sign, unless installed back-to-back or on one way street. A white reflective strip shall be used on the front and back of all supports at passive highway-rail grade crossings extending from the bottom of the sign or plaque to within 2 feet above the ground.



### Brite-MAX

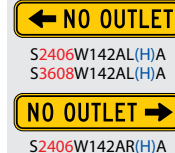
Post Multi-View or Single View Reflectors enhance conspicuity of sign supports and meet MUTCD requirements. See page 14 for more details.

TRAFFIC SIGNS



S2424W89(H)A  
S3030W89(H)A  
S3636W89(H)A

JGAS3030W84A(H)A

S2424W817L(H)A  
S3030W817L(H)A  
S3636W817L(H)AS2424W817R(H)A  
S3030W817R(H)A  
S3636W817R(H)AS2424W823(H)A  
S3636W823(H)AS2424W825(H)A  
S3030W825(H)A  
S3636W825(H)AS2424W822(H)A  
S3636W822(H)ASTOP  
AHEADS2418W31AP(H)A  
S3030W31(H)A  
S3636W31(H)AS2424W815(H)A  
S3030W815(H)A  
S3636W815(H)AS2424W411(H)A  
S3030W411(H)AS2424W405(H)A  
S3030W405(H)AS3030W34(H)A  
S3636W34(H)AS2424W818(H)A  
S3030W818(H)A  
S3636W818(H)AS2424W816(H)A  
S3030W816(H)A  
S3636W816(H)A

← NO OUTLET

NO OUTLET →

S2406W142AL(H)A  
S3608W142AL(H)AS2406W142AR(H)A  
S3608W142AR(H)ATOP  
SELLER

← DEAD END

S2406W141AL(H)A  
S3608W141AL(H)A

DEAD END →

S2406W141AR(H)A  
S3608W141AR(H)AYIELD  
AHEADS2418W32AP(H)A  
S3030W32(H)A  
S3636W32(H)A

S2418W815P(H)A

S3030W51(H)A  
S3636W51(H)AS2424W821(H)A  
S3636W821(H)AS3030W52(H)A  
S3636W52(H)AS3030W53(H)A  
S3636W53(H)AS2424W82(H)A  
S3030W82(H)A  
S3636W82(H)AHill  
S2424W71(H)A  
S3030W71(H)A  
S3636W71(H)AS2424W84(H)A  
S3030W84(H)A  
S3636W84(H)ASlippery When Wet  
S2424W85(H)A  
S3030W85(H)A  
S3636W85(H)AS2424W87(H)A  
S3030W87(H)A  
S3636W87(H)AS2424W88(H)A  
S3030W88(H)A  
S3636W88(H)AS2424W814(H)A  
S3030W814(H)A  
S3636W814(H)AS3030W83(H)A  
S3636W83(H)ASIGNAL  
AHEADS2418W33P(H)A  
S3030W33(H)A  
S3636W33(H)AS2424W412(H)A  
S3030W412(H)AS2424W414(H)A  
S3030W414(H)A  
S3636W414(H)AS2424W415(H)A  
S3030W415(H)ADouble Arrow  
S3030W121(H)A  
S3636W121(H)AS2424W141(H)A  
S3030W141(H)A  
S3636W141(H)AS2424W142(H)A  
S3030W142(H)A  
S3636W142(H)A

Begins

Rotate the W6-1  
legend 180°  
to use as  
either a  
Begins or Ends  
Divided Hwy Sign.

Ends

Divided Highway  
Begins or Ends  
S3636W61(H)A

S3030W424(H)A

S2424W155(H)A  
S3030W155(H)AS2424W156(H)A  
S3030W156(H)AS2424W171(H)A  
S3030W171(H)A  
S3636W171(H)A

S3030W203R(H)A

S2424W402(H)A  
S3030W402(H)A  
S3636W402(H)AS2424W81(H)A  
S3030W81(H)A  
S3636W81(H)AS2424W813(H)A  
S3636W813(H)A

## Speed Advisory Signs

S1818W131P10(H)A  
S2424W131P10(H)AS1818W131P15(H)A  
S2424W131P15(H)AS1818W131P20(H)A  
S2424W131P20(H)AS1818W131P25(H)A  
S2424W131P25(H)AS1818W131P30(H)A  
S2424W131P30(H)AS1818W131P35(H)A  
S2424W131P35(H)AS1818W131P40(H)A  
S2424W131P40(H)AS1818W131P45(H)A  
S2424W131P45(H)ASpeed Reduction  
S3636W35(X)(H)ACustom  
Legends  
Available  
Upon  
RequestWant to Upgrade your Sheeting?  
We Recommend replacing (H) with (3)  
Make it fluorescent yellow by adding a Y -- (3)A(Y)

## Product Code Explanation

**S3030** **R11** **(X)** **A**

30" x 30" sign

Manual of Uniform Traffic Control Devices (MUTCD) Code

Reflective Type  
Must Specify When Placing Order

.080" Aluminum Substrate



# General Services & Info Guide Signs

7 DAYS



Go to [www.cpcsigns.com](http://www.cpcsigns.com) to find 100s of MUTCD guide signs

7 DAYS

**Replacement Requirements\***  
Guide Signs should be replaced *within 7 working days* of notification to agency of missing or damage. Some may warrant faster replacement.

\*Maintenance of Signs and Sign Support: FHWA-SA-09-025

## Are Your Signs Bright Enough?

**Ground Mounted Guide Signs *MUST* be Type II copy on Type I background or better.**

*Type II copy on Type I background is the absolute minimum, but may be cost prohibitive to manufacture.*

To stay in compliance with the MUTCD, we recommend using

**3M™ High Intensity Prismatic**

for **Ground Mounted Guide Signs** and

**3M™ Diamond Grade Cubed**

for **Overhead Mounted Guide Signs**

for the best overall value and warranty included.



Airport  
S2424I5(H)A



S2406I5P(H)A



Library  
S2424I8(H)A



S2406I8P(H)A

Specify Mile Numbers  
When Ordering D10-2  
Mile Markers



MILE  
4  
.3



MILE  
4  
.8



MILE  
4  
.9



Hospital  
S2424D92(H)A



S2412D913AP(H)A



PARKING  
S3024D41(L/R)(H)A



Police  
S2424D914(H)A



Gas  
S2424D97(H)A



Food  
S2424D98(H)A



S6630D124(H)A



Specify Text, Arrows and  
Numbers When Ordering  
D1-1 Guide Series Signs



↑ Columbia 12  
← Jackson 15  
Arena 4 →



S4248D52A(H)A



S8472D58(H)A



S8448D123(H)A

## Route Marker Auxiliaries

3 Versions Available



U.S. or State Route  
S2115M21U(H)A

Order by placing  
an (I), (U), or (C)  
in the item code  
as appropriate.



Interstate Route  
S2115M21I(H)A



County Route  
S2115M21C(H)A

## Bicycle Routes



S1206M21B(H)A  
M2, M3, M4 Series



S1209M61B(H)A  
M5, M6 Series



S1209M64B(H)A  
M5, M6 Series

All Legends shown below are  
available in Green for Bike Routes

Use 30" x 24" for 3 Digit Routes



County Route Marker  
S2424M16(H)A



Interstate Shield  
S2424M11(H)A  
S3024M11(H)A



U.S. Route Marker  
S2424M14(H)A  
S3024M14(H)A

State Route Marker  
S2424M15(H)A  
S3024M15(H)A

Want to Upgrade your Sheeting? We Recommend replacing (H) with (3)



S2412M31(X)(H)A



S2412M32(X)(H)A



S2412M33(X)(H)A



S2412M34(X)(H)A



S2412M41(X)(H)A



S2412M41A(X)(H)A



S2412M414(X)(H)A



S2412M42(X)(H)A



S2412M43(X)(H)A



S2412M44(X)(H)A



S2412M45(X)(H)A



S2412M46(X)(H)A



S2412M47(X)(H)A



S2412M47A(X)(H)A



S2115M51L(X)(H)A



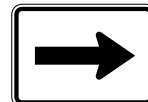
S2115M51R(X)(H)A



S2115M52L(X)(H)A



S2115M52R(X)(H)A




S2115M61(X)(H)A



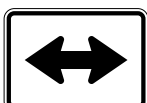
S2115M62L(X)(H)A



S2115M62R(X)(H)A



S2115M63(X)(H)A



S2115M64(X)(H)A



S2115M65(X)(H)A




S2115M66L(X)(H)A



S2115M66R(X)(H)A



S2115M67L(X)(H)A



S2115M67R(X)(H)A

2025 | Catalog#18

TRAFFIC SIGNS




## Semi-Custom Guide Signs

## Custom Guide Signs

## Service Logo Signs



S3624I2SXXHA  
S4836I2SXXHA




S3624I2LXXHA  
S4836I2LXXHA



S3624I10XXHA  
S4836I10XXHA

Customized Guide Signs  
for your State, County,  
City, Town or Community.



### CPC Standard Color Chart

Utilize the CPC Standard Color Chart to custom design your sign colors. Start by choosing a color for the Legend (Copy/Graphics/Border) and then select a color for the background. The option to add a gold pinstriping to a white border is available at no extra charge. Drop-down selections provide an easy ordering solution, during ordering online @ [www.cpcsigns.com](http://www.cpcsigns.com)

Colors may vary in appearance from catalog, digital screen, substrates and light conditions.



## Noise Ordinances

## Voting & Polling

## Emergency

## Driver Behaviors



1,000s of Special Legend Signs are available at [www.cpcsigns.com](http://www.cpcsigns.com). Examples of the some of the many legends shown:

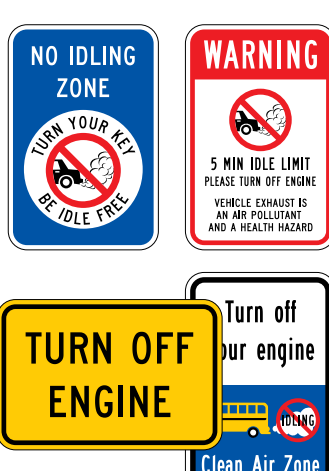


## Panhandling

## Idling/Exhaust Fumes

## Environmental

## Drone Messages



TRAFFIC SIGNS

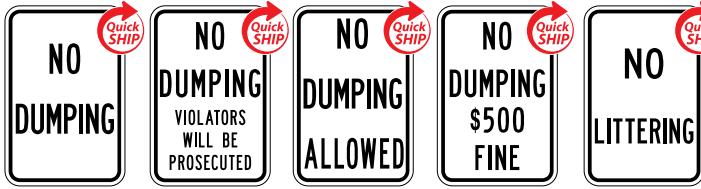


3M™ MCS™  
Warranty





## Litter & Adopt -A- Highway Signs



S1218R161HA S1824R161HA  
S1218R163HA S1824R163HA  
S1218R162HA S1824R162HA  
S1218R164100HA S1218R164250HA S1218R164500HA  
S1218R173HA S1824R173HA  
\*Specify Fine

NOTE: Custom Legend Signs (CLS) are printed digitally on 3M printers using (H) High Intensity Prismatic Sheeting, and 3M Matched Component Systems to ensure warranty and quick shipment.



S1218PC114HA\* S1824PC114HA\*

\*Add Your Custom Legend



S3024PC113HA\* S4830PC113HA\*



S1218PC110HA S1824PC110HA



SPECIAL LEGENDS

Go to [www.cpcsigns.com](http://www.cpcsigns.com) to find many more Special Legends

## Neighborhood Watch



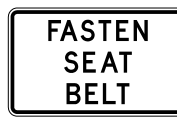
S1218PC105HA




Go to [www.cpcsigns.com](http://www.cpcsigns.com) to find many more Special Legends for Neighborhood Watch and Seat Belt Awareness Signs



S1824PC130HA



S3018R7204HA



S1218R7412HA

Go to [www.cpcsigns.com](http://www.cpcsigns.com) to find many more Special Legends



S1824LE102HA



S1218LE101HA



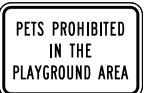
SPECIAL LEGENDS

## Seat Belt Awareness

## Pet Laws & Safety

Go to [www.cpcsigns.com](http://www.cpcsigns.com) to find more Special Legends Signs

## Parks, Recreation & Cultural Interest



STAY ON TRAIL

TRAFFIC SIGNS



# Brite-Max Post Reflectors



*Brite-Max Post Reflectors are far superior to plastic competitive products. All Brite-Max products meet sheeted aluminum blank signs standards for long lasting durability and visibility.*




## Brite-Max Single-View Post Reflectors

- ◆ **PRODUCT ID:** BA080(X)(XX)(XXXX)BM
- ◆ Single-View Reflectors are flat without angled sides.
- ◆ **Sizes (XXXX):** (0330) 3" x 30" | (0336) 3" x 36" | (0348) 3" x 48" | (0360) 3" x 60" | (0372) 3" x 72" | (0384) 3" x 84"
- ◆ **Hole Punch:** 2 mounting holes on center. Reflectors over 36" also have 1 hole on center.
- ◆ **3M<sup>™</sup> Reflective Sheeting (X):** (H) High Intensity Prismatic | (3) DG3 Diamond Grade Cube
- ◆ **Colors (XX):** (YE) Yellow | (FY) Fluorescent Yellow | (WH) White | (RE) Red | (OR) Orange/Flo Orange | (FG) Flo Yellow-Green
- ◆ **Body Substrate:** .080" Aluminum
- ◆ All Brite-Max Post Reflectors may be stacked for more effectiveness.
- ◆ Utilize a Brite-Max Post Reflector on both sides of a post in the same or different colors to further delineate the roadway.
- ◆ **Compatibility:** Fasten Single or Multi-View Post Reflectors to U-Channel, square, wood posts with mounting hardware, or mount to round posts using standard round post to traffic sign brackets. Brackets and hardware, sold separately.
- ◆ **NOTE:** Standard available sizes, colors and sheeting combinations shown, custom combinations available.

## Brite-Max Multi-View Post Reflectors

- ◆ **PRODUCT ID:** BA080(X)(XX)(XXXX)BMMV
- ◆ Standard Brite-Max Multi-View Reflectors have angled sides, bent at 1" on both left and right sides.
- ◆ **Sizes (XXXX):** (0530) 5" x 30" | (0536) 5" x 36" | (0548) 5" x 48" | (0560) 5" x 60" | (0572) 5" x 72" | (0584) 5" x 84"
- ◆ **Hole Punch:** 2 mounting holes on center



**SCAN QR code with Smart Phone camera to view product videos.**

## MUTCD Guidance

Enhanced Conspicuity for Standard Signs (Section 2A.11)

**Brite Max Post Reflectors** are 30", 36", 48", 60", 72", or 84" Long. Combinations of them may be used so that they meet the MUTCD requirement of covering the full length of the sign support from the sign to within 2 feet above the edge of the roadway. They shall match the background color of the sign, except that the color of the strip for the YIELD and DO NOT ENTER signs shall be red. Passive highway-rail grade crossings require Brite-Max Post Reflectors on the front and back of the sign supports.

## Color Definitions

- ◆ **WHITE:** Use under white signs and plaques; such as Speed Limit, Intersection and Lane Control, Passing and Guidance, and Highway-Rail Grade signs.
- ◆ **YELLOW:** Use under yellow signs and plaques; such as Warning, Passing, Vehicular, Non-Vehicular, Neighborhood, Child Safety, Highway-Rail Grade, Roadway Conditions and Advance Traffic signs.
- ◆ **RED:** Use under red signs and plaques; such as Stop, Yield, Do Not Enter, All Way or Wrong Way signs.
- ◆ **FLUORESCENT YELLOW-GREEN:** Use under signs in school zones.
- ◆ **ORANGE/FLO ORANGE:** Use under signs in construction work zones.




## Brite-MAX Affix Panels above standard signs to enhance conspicuity.

- ◆ **PRODUCT ID:** BA080(X)(XX)(XXXX)BM
- ◆ **Sizes (XXXX):** (1206) 12" x 6" | (1808) 18" x 8" | (2410) 24" x 10" | (3012) 30" x 12" | (3616) 36" x 16" | (4816) 48" x 16"
- ◆ **Materials:** Reflective Sheeting mounted on .080" Aluminum
- ◆ **3M Reflective Sheeting (X): (H)** High Intensity Prismatic (3) DG3 Diamond Grade Cube
- ◆ **Colors (XX): (YE)** Yellow | **(FY)** Fluorescent Yellow **(OR)** Orange/Fluorescent Orange
- ◆ **Compatibility:** Fasten to U-Channel, square, or wood posts with mounting hardware, or mount to round posts using standard round post to traffic sign brackets. Brackets and hardware are sold separately.
- ◆ **NOTE:** Standard available sizes, colors and sheeting combinations shown, custom combinations available.

### MUTCD Guidance

Enhanced Conspicuity for Standard Signs (Section 2A.11)



Add an orange or fluorescent orange header panel above a standard regulatory sign in construction work zones.



Add a solid yellow or fluorescent yellow header panel above a standard regulatory sign.

Add a legend such as "NEW", "NOTICE" or other appropriate text.



S2412W1618P(H)A

### Alert Flag Bracket

Place Orange Alert Flags above a regulatory or warning sign with the flags oriented so as to be at 45 degrees to the vertical post.

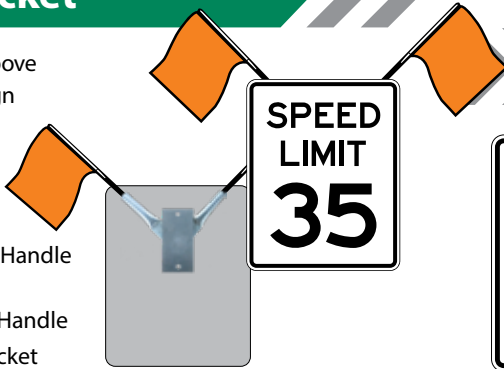
**RSPFLAGVINYL1824**

18" x 18" Vinyl Flag w/24" Handle

**RSPFLAGVINYL2436**

24" x 24" vinyl Flag w/36" Handle

**OAFBRKT** - Alert Flag Bracket



### Bigger Signs

Increase the size of a standard regulatory, warning, or guide sign.

Example: 18" x 24" sign becomes a 24" x 30" sign



### CABS

### Double Signs

### Diagonal Stripes

SCAN QR codes with Smart Phone camera to view product videos.

**Brite-MAX**  
MULTI-VIEW



**PACKAGES**



Add second identical regulatory, warning, or guide sign on the left side of the road.



Add Black & Yellow diagonal stripes around a warning sign. Order the sign 6" larger.

Example: 30" x 30" sign becomes a 36" x 36" sign



### Supplemental Beacons

Add a warning beacon to a standard regulatory, warning, or guide sign.

**Chevron Adjustable Bracket System with Brite-Max Multi-View Packages** adds visibility to high risk areas with a safe and low cost solution.

**PROD ID: RPB CAB2PK(XXXX)MV**

**Chevron Size (XXXX):**

(1824) 18" x 24" | (2430) 24" x 30"

**Package includes** (2) HIP Chevron Signs, (1) Set of Adjustable Brackets and (2) 5" x 36" Yellow HIP Brite Max Multi View Post Reflectors.

#### Type B Light

- ◆ LED bulbs
- ◆ Yellow or Red Lens
- Power Options:
  - ◆ Solar panel trickle charges "D" Cell
  - ◆ Fully Solar Power Battery



#### Type B Light

- ◆ LED bulbs
- ◆ Yellow or Red Lens
- ◆ 6 Volt Battery
- ◆ Detachable lens available upon request



RSPBLBL3YYSA - Yellow Lens | Type B | D Cell Solar  
RSPBLBL3RYSA - Red Lens | Type B | D Cell Solar  
RSPBLBLSYY - Yellow Lens | Type B | Fully Solar

RSPBLBL6YY - Yellow Lens | Type B | 6V  
RSPBLBL6RY - Red Lens | Type B | 6V

2025 | Catalog# 18



## LED Dynamic Curve Warning Systems



### Chevron Sign Alert Dynamic Curve Warning System

- ◆ **RITSBLKSS(XXXX)W18H**
- ◆ **Chevron Size:** (1824) 18" x 24" | (2430) 24" x 30" | (3036) 30" x 36"
- ◆ **Sheeting:** High Intensity (upgrade to DG3 for max brightness)
- ◆ Warning system is designed to work wirelessly using solar power to activate ultra-bright LED beacons inserted into the sign to warn drivers of sharp or dangerous curves.
- ◆ The Solar Sign Alert System assures visibility in all weather conditions as well as during the day and night. Our solar panels are the latest in technology with electronics to maintain power levels through rain, shine, sleet, or snow.
- ◆ Automatic light output for maximum efficiency
- ◆ Ultra slim design and simple installation
- ◆ CrossTalk Smart Controller Technology allows users to customize settings manually on-site and remotely using a wireless short-range connection or from virtually anywhere with cellular connection through cloud-based software.
- ◆ Meets MUTCD Standards



SCAN QR code with  
Smart Phone camera to  
view product videos.



## Solar LED Sign Alert Systems



Ultra-bright blinking LEDs  
visible day or night in all  
weather conditions.

### School Sign Alert Systems

- ◆ **RITSBLKSS2448S513** - Programmable Timer Module, 6 LED Lights, Solar Unit & Mounting Hardware.  
**Size:** 24" x 48" S5-1 School Speed Limit Sign  
**Sheeting:** DG3 Diamond Grade Cubed (White/FYG)
- ◆ **RITSBLKSS3030S113** - Programmable Timer Module, 5 LED Lights, Solar Unit & Mounting Hardware.  
**Size:** 30" x 30" S1-1 School Crossing Sign  
**Sheeting:** DG3 Diamond Grade Cubed (FYG)

These systems feature high intensity LEDs that can be programmed to activate during specific times of the day to reflect when students are present using 1 of 3 methods:

- ◆ 7-Day Timer
- ◆ Cross Link which allows users to schedule times wirelessly via computer for a single location.
- ◆ Web-Based which allows users to schedule or activate multiple sign alerts at multiple locations.

Our timer-activated systems are easy to use no matter the system you choose. Find more information on K&K SMART-Add-Ons below and by calling 1-800-367-1492.



### Stop Sign Alert Systems

Add visibility to intersections with blinking stop signs!

- ◆ **RITSBLKSS(XXXX)R11H**
- ◆ 24/7 operation, 8 LED Lights, Solar Unit & Mounting Hardware.
- ◆ R1-1 Stop Sign
- ◆ **Sign Sizes (XXXX):**  
(3030) 30" x 30"  
(3636) 36" x 36"  
(4848) 48" x 48"
- ◆ **Sheeting:** High Intensity Prismatic (upgrade to Diamond Grade Cubed for maximum brightness)

Turn any regulatory sign into a blinking sign and make your local roadways safer.

## Solar LED Inserts for Signs: Brighter Signs Mean Safer Roads! Any MUTCD Sign Can Be a Sign Alert!

Sign Alert Systems are powered by a solar panel and designed to enhance the visibility of highway signs in any weather conditions to increase road safety. With Sign Alert's ultra-bright LEDs, drivers are cautioned in advanced of dangerous intersections or curves, hazardous road conditions, or entering work zones or school zones and much more. K&K's smart controller allows our sign alert systems to preserve energy and battery life with its auto-dimming feature while maintaining brightness. K&K Sign Alert Systems paired with K&K SMART Add-Ons can be activated using our moisture sensor, radar sensor, high water sensor, push button, key fob remote, or by using any one of our timing systems such as the CrossTalk. Call to customize a system to fit your needs today!!



## Speed Monitor Radar Signs

### Speed Monitor Radar Signs

- ◆ **RITSSMSOLAR(XX)M**
- ◆ **LED Character Height (XX): (10) 10" | (12) 12" | (18) 18"**
- ◆ Solar panels utilize the most up-to-date solar technology and electronics to maintain power levels through rain, sleet, heavy snow or strong winds. No charging required. The solar panel continuously charges unit while in operation. *No more power bills!*
- ◆ Easily mount the unit onto a square or u-channel post with 2 bolts.
- ◆ Front serviceable, all aluminum display enclosure with powder coat paint behind an LED Display, plus built-in White Violator Strobe
- ◆ Quick Selection Switch: change violator alert without need of a CPU which allows the field workers to simply push the button to desired speed threshold.
  - Over Speed Flashing Violator Alert
  - Over Speed Blanking Violator Alert



SCAN QR code with Smart Phone camera to view product videos.

## Vehicle Mounted Arrow Boards

### Standard Features:

- ◆ Vehicle Mounted Arrow Boards available in 15 and 25 lamp models in various sizes.
- ◆ Aluminum display is flat black powder coated for a smooth and corrosion resistance finish.
- ◆ Units are powered using a cable that integrates into the vehicles existing power system.
- ◆ The K&K Vehicle Mounted Arrow Board has a standard built-in controller on the panel face that allows mode selection.

### Add-On Upgrade Options Available:

- ◆ Auto raise/lower function when the unit is powered on or off for the low profile mount.
- ◆ Folding frame activated using a 12V linear actuator with built-in limit switches and 6" stroke.
- ◆ Wireless or wired remotes for easy operation and mode selection.



PRODUCT ID	Board Size	Description	LED Lamps	Functions	Features
RITSKKAB489625TW	48" x 96"	Arrow Board with a folding frame and standard mounting option.	25	8 Arrow	◆ Meets MUTCD standards ◆ Photocell for Auto Dimming ◆ Super Bright LED Technology ◆ Easy to Operate ◆ Easy to Maintain ◆ Powder Coat Finish ◆ 360° LED Visors
RITSKKAB367225TW	36" x 72"		25	Pattern Functions	
RITSKKAB326025TW	32" x 60"		25	NOTE: 13 functions available with optional remote, sold separately.	
RITSKKAB489615TW	48" x 96"		15	8 Arrow Pattern Functions	
RITSKKAB367215TW	36" x 72"	15			
RITSKKAB326015TW	32" x 60"	15			
RITSKKTRUWIRELESS	Tru Wireless Kit for K&K Arrow Boards - innovative option that uses solar energy to power the unit which eliminates integrating cables into the vehicle's power source.				



SCAN QR codes with Smart Phone camera to view product videos.

### Mounting Options:

Select mounting style when ordering: Rail Mount Bars, Tailgate, Low Profile, High Profile Hitch, Leg Extensions, Low Profile, 90° Manual, 90° Auto, 180° Manual, 180° Auto, Scorpion and Vortec.

Some examples are shown here.



48" x 96" Arrow Board  
Low Profile Skid Mount Shown



32" x 60" Arrow Board  
90° Auto Mount Shown



36" x 72" Arrow Board  
Over-the-Cab Low Profile Mount Shown

- ◆ TruWireless eliminates all wires connecting the arrow board to the vehicle by utilizing solar to power the unit.
- ◆ Simply bolt the unit to the mount, select a mode, and it's operational.
- ◆ TruWireless is an option that can be applied to all arrow board models shown on this page.



# Brite-Max Center Mount Delineators



*The best delineators on the market for combined safety and durability.*

- ◆ **3M<sup>®</sup> Reflective Sheeting (X):**  
(H) High Intensity Prismatic | (3) DG3 Diamond Grade Cube
- ◆ **Colors (XX):** (YE) Yellow | (FY) Fluorescent Yellow | (WH) White
- ◆ **Body Substrate:** .080" Aluminum
- ◆ **Compatibility:** Easy to install on sign posts with your choice of standard sign mounting hardware.



## 4" x 4" Square

- ◆ **PRODUCT ID:** BA080(X)(XX)0404D
- ◆ **Reflective Size:** 16" sq in
- ◆ **Hole Punch:** 1 mounting hole on center.



## 5" x 5" Diamond

- ◆ **PRODUCT ID:** BA080(X)(XX)0505D
- ◆ **Reflective Size:** 25" sq in
- ◆ **Hole Punch:** 2 mounting holes top and bottom on center.



## 4" x 8" Rectangle

- ◆ **PRODUCT ID:** BA080(X)(XX)0408D
- ◆ **Reflective Size:** 32" sq in
- ◆ **Hole Punch:** 2 mounting holes top and bottom on center.



## 5" x 8" Multi-View

- ◆ **PRODUCT ID:** BMDMV0508(X)(XX)
- ◆ **Reflective Size:** 41.12" sq in
- ◆ **Body Size:** 5.14" x 8" x .75"
- ◆ **Hole Punch:** 2 mounting holes top and bottom on center, 1" in on 5" side.

- ◆ The long term durability of aluminum backing plus the extreme angularity of the Multi-View profile combine to form an unbeatable product.
- ◆ Brite-Max Multi-View Rectangle delineators meet MUTCD requirements for "vertically elongated" delineators.
- ◆ Utilize Brite-Max Delineators for many other purposes such as utilities, incident management, parks and recreation areas. Standard reflective sheeting colors available by custom order. Call customer service at 1-800-367-1492 for details.



## MUTCD Guidance

### About Delineators

- ◆ Delineators are beneficial at locations such as at lane-reduction transitions and curves and provide effective guidance at night and during adverse weather conditions. Refer to the MUTCD for more information.
- ◆ Retroreflective elements for delineators shall have a minimum dimension of 3 inches.
- ◆ Delineators are considered guidance devices rather than warning devices.
- ◆ Delineators may be used on long continuous sections of highway or through short stretches where there are changes in horizontal alignment.

### Color Definitions

- ◆ **WHITE:** Lane markings or to mark the right pavement edge.
- ◆ **YELLOW:** Separate traffic moving in opposite directions, or mark the left pavement edge on one-way roadways.
- ◆ **RED:** Used to warn motorists of "Do Not Enter" or "Wrong Way". Also, delineators shall be red when used on a truck escape ramp.
- ◆ **BLUE:** Used to mark the location of fire hydrants on the shoulder or at the curb.
- ◆ **GREEN:** Used for snowplow markings.
- ◆ **ORANGE:** Used in construction work zone areas.

## Round Button Delineators



### 3.25" Round Button Delineators

- ◆ **PRODUCT ID:** RD1314B(X)
- ◆ **Colors (X):** (W) White  
(Y) Yellow | (R) Red  
(G) Green | (B) Blue
- ◆ **Body Size:** 3.25"
- ◆ **Substrate:** Plastic Back
- ◆ **Hole Punch:** 1 mounting hole on center
- ◆ **Reflective Size:** 7" sq in
- ◆ **Compatibility:** Delineator has one 7/32" hole in the center and can be mounted onto U-Channel or square post using 3/16" diameter bolts or added to Object Markers using 3/16" rivets.





## Type 1 Object Markers

Warn and alert road users to obstructions within the roadway.

- ◆ **Size:** 18" x 18" for use on all Roadways
- ◆ **Reflective Sheeting:** (H) High Intensity Prismatic
- ◆ **Substrate:** .080" Aluminum
- ◆ **MUTCD Designation:**



- ◆ **PRODUCT ID:** S1818OM11(H)BA  
Yellow HIP with Yellow plastic reflectors



- ◆ **PRODUCT ID:** S1818OM12(H)A  
Black with Yellow HIP reflectors



- ◆ **PRODUCT ID:** BA080(H)YE1818D  
Yellow HIP

SCAN QR codes with Smart Phone camera to view product videos.


## Type 3 Object Markers

Warn and alert road users to obstructions adjacent to or within the roadway.

- ◆ **Sizes (XXXX):** (1236) 12" x 36" for use on all Roadways  
(0618) 6" x 18" for use on Bicycle Paths
- ◆ **Reflective Sheeting:** (H) High Intensity Prismatic
- ◆ **Substrate:** .080" Aluminum
- ◆ **MUTCD Designation:**



OM3-L Left



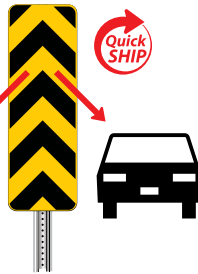
- ◆ **PRODUCT ID:** S(XXXX)OM3L(H)A

OM3-R Right



- ◆ **PRODUCT ID:** S(XXXX)OM3R(H)A

OM3-C Center



- ◆ **PRODUCT ID:** S(XXXX)OM3C(H)A

SCAN QR codes with Smart Phone camera to view product videos.

## Object Marker Faces for Guardrails

Faces placed on the end of guardrails warn and alert road users to the guardrail adjacent to or within the roadway.

- ◆ **PRODUCT ID:** F(XXXX)OM3(X)P
- ◆ **Sizes (XXXX):** (1515) 15" x 15" | (1616) 16" x 16" | (1818) 18" x 18" | (2424) 24" x 24"
- ◆ **Reflective (X):** (H) High Intensity Prismatic | (3) DG3 Diamond Grade | (3)P(Y) Fluorescent DG3 Diamond Grade
- ◆ **Stripe Sizes:** 3" stripes on 18" x 18" & under 4" stripes on 24" x 24" faces
- ◆ **Stripe Direction:** Square Faces are stackable and can be used as both "right" and "left" stripe direction by simply rotating them 180 degree.
- ◆ **Substrate:** Reflective Sheeting Face with Adhesive
- ◆ **Installation:** Faces have adhesive back for direct application to metal guardrail surface with proper surface preparation.



## Object Markers

## Type 2 Object Markers

Warn and alert road users to obstructions adjacent to or within the roadway.

- ◆ **Size:** (1206) 12" x 6" Horizontal | (0612) 6" x 12" Vertical
- ◆ **Reflective:** (H) High Intensity Prismatic
- ◆ **Substrate:** .080" Aluminum
- ◆ **MUTCD Designation:**

OM2-1H Horizontal



- ◆ **PRODUCT ID:** S1206OM21H(H)BA

OM2-1V Vertical



- ◆ **PRODUCT ID:** S0612OM21V(H)BA

OM2-2H Horizontal



- ◆ **PRODUCT ID:** S1206OM22HY(H)A

OM2-2V Vertical



- ◆ **PRODUCT ID:** S0612OM22VY(H)A

## End of Roadway Markers

Warn and alert road users to obstructions within the roadway.

- ◆ **Size:** 18" x 18" for use on all Roadways
- ◆ **Reflective Sheeting:** (H) High Intensity Prismatic
- ◆ **Substrate:** .080" Aluminum
- ◆ **MUTCD Designation:**



- ◆ **PRODUCT ID:** S1818OM41(H)BA  
Red HIP with Red plastic reflectors




- ◆ **PRODUCT ID:** S1818OM42(H)A  
Black with Red HIP reflectors



- ◆ **PRODUCT ID:** BA080(H)RE1818D  
Red HIP

### NOTICE

Items shown on this page are standard products and have standard lead times. Please ask a customer service specialist for non-standard items and lead times. If plastic buttons are required, please specify when placing order.



## Drain Tile Sign

- ◆ **PRODUCT ID:** JMSS10107619(H)A
- ◆ **Size:** 10" x 10"
- ◆ **Substrate:** .080" Aluminum
- ◆ **Reflective Sheeting:** (H) High Intensity Prismatic
- ◆ **Hole Punch:** 2 holes, 1 top and 1 bottom on center.

## About Object Markers

The purpose of object markers is to mark obstructions located within or adjacent to the roadway including underpass piers, bridge abutments, handrails, ends of traffic barriers, utility poles, and culvert headwalls. Other roadside conditions, such as narrow shoulders, drop-offs, gores, small islands, and abrupt changes in the roadway alignment, that might make it undesirable for a road user to leave the roadways, also create a need for a marker. Refer to MUTCD for more information.



**The CPC STANDARD Finished Street Name Sign Designs are a Top Seller and are MUTCD Compliant.**

The CPC Standard is a top selling choice for easy ordering plus offers faster shipping than choosing your own options from the comprehensive list of available MUTCD compliant options.

## CPC Standard Finished Street Name Signs Checklist

### QTY: \_\_\_ 6" Tall Sign Blades

- ◆ **Roadway Type:** Local Low Volume Two-Lane Roads with Speed Limits of 25 MPH or less
- ◆ **CPC STANDARD PRODUCT ID:** M1CPC(06XX)FHA(CCCC)
- ◆ **Flat Blade: (06XX)**  
6" x variable lengths (36" MAX)  
.080 Aluminum | No Hole Punch |  
.75" Corner Radius
- ◆ **Letter Height:** 4" Prefix | 4" Primary | 2" Suffix
- ◆ **Letter Case:** Upper/Lower Case
- ◆ **Letter Font:** Highway Gothic B
- ◆ **Sign Border:** NONE
- ◆ **Reflective Sides:** Double-Sided
- ◆ **Reflective Sheeting Type:** High Intensity Prismatic
- ◆ **Color Scheme:**
  - ☐ White on Green
  - ☐ White on Blue
  - ☐ White on Brown
  - ☐ Black on White
  - ☐ White on Black
- ◆ **Retroreflectivity Management:**  
Would you like to implement an minimum retro-reflectivity assessment method, at no extra charge? (Placement: Bottom Right Hand Corner)
  - ☐ Yes ☐ No
  - \_\_\_ Manufacturer Date \_\_\_ Expiration Date



### QTY: \_\_\_ 9" Tall Sign Blades

- ◆ **Roadway Type:** Two Lane Roads Over 25 MPH and Multi Lane Roads 0-40 MPH
- ◆ **CPC STANDARD PRODUCT ID:** M1CPC(09XX)FHA(CCCC)
- ◆ **Flat Blade: (09XX)**  
9" x variable lengths (42" MAX)  
.080 Aluminum | No Hole Punch |  
.75" Corner Radius
- ◆ **Letter Height:** 6" Prefix | 6" Primary | 3" Suffix
- ◆ **Letter Case:** Upper/Lower Case
- ◆ **Letter Font:** Highway Gothic B
- ◆ **Sign Border:** NONE
- ◆ **Reflective Sides:** Double-Sided
- ◆ **Reflective Sheeting Type:** High Intensity Prismatic
- ◆ **Color Scheme:**
  - ☐ White on Green
  - ☐ White on Blue
  - ☐ White on Brown
  - ☐ Black on White
  - ☐ White on Black
- ◆ **Retroreflectivity Management:**  
Would you like to implement an minimum retro-reflectivity assessment method, at no extra charge? (Placement: Bottom Right Hand Corner)
  - ☐ Yes ☐ No
  - \_\_\_ Manufacturer Date \_\_\_ Expiration Date



**IMPORTANT NOTE:** Please e-mail or fax your list of signs (MUST BE A TYPED LIST), along with the specifications you've selected above for a personalized quote. Prefixes/Suffixes MUST use MUTCD Abbreviation, No Punctuation, Special Characters or Block Numbers allowed. No Design Proofs are provided with CPC Standard Finished Street Name Design Orders. Street Name Signs are Priced based on Length.



# Comprehensive Finished Street Name Signs Checklist

## Easy Order Checklist:

### 1 Select Blade

- ☐ Flat Blade .080" Aluminum
- ☐ Extruded Blade NO RADIUS  
6" and 9" Blade Heights Only
- ☐ Econo Vandal Resistant  
3MM ACM MATERIAL - NO SCRAP VALUE  
6", 8" and 9" Blade Heights Only

### 2 Reflective Type

- ☐ High Intensity Prismatic
- ☐ DG<sup>3</sup> MUTCD guidance - For ground and overhead mounted signage: White reflective must be > 120 candlepower, Green must be > 7.

### 3 Color Scheme

- ☐ White on Green
- ☐ White on Blue
- ☐ White on Brown
- ☐ Black on White
- ☐ White on Black
- ☐ Other/Custom

MUTCD guidance - Acceptable alternative background colors to Green are Blue, Brown or White. The legend shall be White, except for Black on White signs. Custom colors require adequate contrast, call a customer service specialist for guidance.

### 4 Sides

- ☐ Double Face Ground Mount
- ☐ Single Face Overhead Mount

### 5 Border

MUTCD guidance - Borders are optional, but if used, must be the same color as the letters.

- ☐ None
- ☐ Edge - Should use on dark backgrounds
- ☐ Inset - Should use on white backgrounds

### 6 a. Logo or Route Symbol

- ☐ None MUTCD guidance - Route symbols or Logos may be placed on the left side of a sign. The maximum height is the same as the letter height.
- ☐ Yes

### 6 b. Prefix/Suffix

- ☐ Full Size
- ☐ Half Size

MUTCD Guidance - Prefix/Suffix Height may be smaller than the height of the primary copy and may be abbreviated. No punctuation is to be used.

### 7 Vandal Resistant Hole Punch

- ☐ None
- ☐ VPA 12 Bolt thru
- ☐ Other

## Roadway Type Local Two Lane Roads 0-25 MPH

MUTCD guidance - Initial upper-case letters at least 4" high and lower-case letters 3/4 height of upper-case.

### 8 Dimensions



Maple St

Blade Height: 6" | Corner Radius .75"  
Letter Height/Prefix: 4" | Suffix Height: 2"  
Font: Highway Gothic B | Case: U/L

Hickory Ln

Blade Height: 8" | Corner Radius .75"  
Letter Height/Prefix: 4" | Suffix Height: 2"  
Font: Highway Gothic B | Case: U/L

## Two Lane Roads Over 25 MPH and Multi Lane Roads 0-40 MPH

MUTCD guidance - Initial upper-case letters at least 6" high and lower-case letters 3/4 height of upper-case.



Second St

Blade Height: 9" | Corner Radius .75"  
Letter Height/Prefix: 6" | Suffix Height: 3"  
Font: Highway Gothic B | Case: U/L

Seventh St

Blade Height: 12" | Corner Radius 1.5"  
Letter Height/Prefix: 6" | Suffix Height: 3"  
Font: Highway Gothic B | Case: U/L

## Multi Lane Roads Over 40 MPH

MUTCD guidance - Initial upper-case letters at least 8" high and lower-case letters 3/4 height of upper-case.

Cherry Rd

Blade Height: 12" | Corner Radius 1.5"  
Letter Height/Prefix: 8" | Suffix Height: 4"  
Font: Highway Gothic B | Case: U/L

## Overhead Mast Arm

MUTCD guidance - Initial upper-case letters at least 12" high and lower-case letters 3/4 height of upper-case.

Hillside Dr

Blade Height: 18" | Corner Radius 1.5"  
Letter Height/Prefix: 8" | Suffix Height: 8"  
Font: Highway Gothic C | Case: U/L

E Tombigbee St

Blade Height: 18" | Corner Radius 1.5"  
Letter Height/Prefix: 8" | Suffix Height: 4"  
Font: Highway Gothic C | Case: U/L

Holly Ct

Blade Height: 24" | Corner Radius 1.5"  
Letter Height/Prefix/Suffix Height: 12"  
Font: Highway Gothic C | Case: U/L

51 Terry Rd

Blade Height: 24" | Corner Radius 1.5"  
Letter Height/Prefix: 12" | Suffix Height: 6"  
Logo/Route Symbol Height: 12"  
Font: Highway Gothic C | Case: U/L

*Street Name Signs are Priced based on Length. Please e-mail or fax your list of signs, along with the specifications you've selected for a personalized quote.*

**Street Name Signs MUST be Type II copy on Type I background or better.**

We recommend using **3M** High Intensity Prismatic for **Ground Mounted SNS** and **3M** Diamond Grade Cubed for **Overhead Mounted SNS**

**IMPORTANT NOTE:** Please e-mail or fax your list of signs (MUST BE A TYPED LIST), along with the specifications you've selected above for a personalized quote. Prefixes/Suffixes MUST use MUTCD Abbreviation, No Punctuation, Special Characters or Block Numbers allowed. Street Name Signs are Priced based on Length.

MUTCD COMPLIANT STREET NAME SIGNS





# Street Name Finished Signs & Blanks

## Finished Signs


- Doubled-Sided
- Standard/Custom Color
- Custom Text & Font
- White HIP • **Bent Lip**



OSI41001CHWH - 36" x 13.5"  
OSI41001JHWH - 30" x 11"



OSI41016CHWH - 36" x 15"  
OSI41016JHWH - 30" x 11.82"



OSI41003CHWH - 36" x 12"  
OSI41003JHWH - 30" x 9.25"



OSI41004CHWH - 36" x 14.25"  
OSI41004JHWH - 30" x 11.5"



OSI41025CHWH - 36" x 12"  
OSI41025JHWH - 30" x 10"

## Finished Signs


- Doubled-Sided
- Standard/Custom Color
- Custom Text & Font
- White HIP • **NO Lip**



OSI11001CHWH - 36" x 13.5"  
OSI11001JHWH - 30" x 11"



OSI11016CHWH - 36" x 15"  
OSI11016JHWH - 30" x 11.82"



OSI11003CHWH - 36" x 12"  
OSI11003JHWH - 30" x 9.25"



OSI11004CHWH - 36" x 14.25"  
OSI11004JHWH - 30" x 11.5"

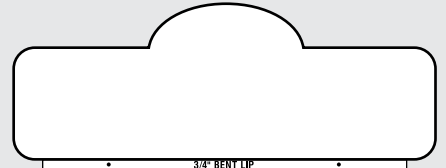


Logo Signs

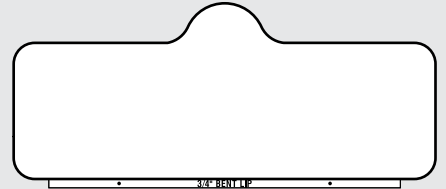
OSI3CLOGOHWH - 9" x 9"  
OSI3JLOGOHWH - 6" x 6"

## Sheeted Reflective Blanks

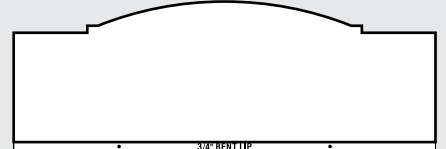
- Doubled-Sided
- White HIP • **Bent Lip**



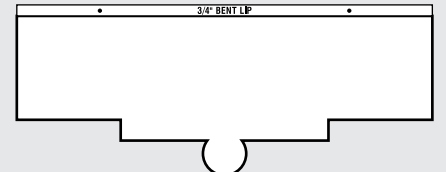
OSIS41001CHWH - 36" x 13.5"  
OSIS41001JHWH - 30" x 11"



OSIS41016CHWH - 36" x 15"  
OSIS41016JHWH - 30" x 11.82"



OSIS41003CHWH - 36" x 12"  
OSIS41003JHWH - 30" x 9.25"



OSIS41004CHWH - 36" x 14.25"  
OSIS41004JHWH - 30" x 11.5"



OSIS41025CHWH - 36" x 12"  
OSIS41025JHWH - 30" x 10"



**Federal Standard Finished Signs** • Letters: B Series or largest Highway Gothic Font Series that space allows on sign • Doubled-Sided • No Holes • No Border • White HIP • **NO Lip** **M2AH(X)D(XXXX)(R)BM(XX)N**

Overlay Film Color: (X) =



Blade Size: (XXXX) = (0942) 42" x 9" | (0936) 36" x 9" | (0630) 30" x 6" | (0636) 36" x 6"

Corner Radius: (R) = (T) 1.5" Radius for 9" Sign Trim Brackets | (S) .75" Radius for all other brackets


Letter Height: (XX) = (63) 6" Primary/Prefix & 3" Suffix for 9" Signs | (42) 4" Primary/Prefix & 2" Suffix for 6" Signs



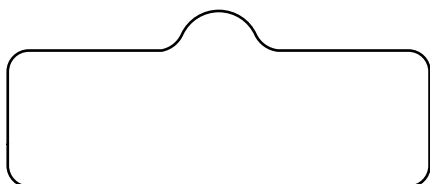
# Street Name Finished Signs & Blanks

## Sheeted Reflective Blanks

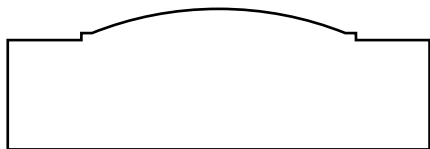
- Doubled-Sided
- White HIP • **NO Lip**



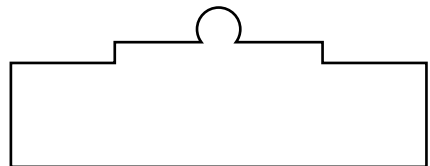
OSIS11001CHWH - 36" x 13.5"  
OSIS11001JHWH - 30" x 11"




OSIS11016CHWH - 36" x 15"  
OSIS11016JHWH - 30" x 11.82"



OSIS11003CHWH - 36" x 12"  
OSIS11003JHWH - 30" x 9.25"



OSIS11004CHWH - 36" x 14.25"  
OSIS11004JHWH - 30" x 11.5"



BA080HWH1236SNSRD - 36" x 12"  
BA080HWH0936SNSRD - 36" x 9"  
BA080HWH0630SNSRD - 30" x 6"



Use below items in 9" trim sign bracket


BA080HWH0936SNSRD15 - 36" x 9"  
BA080HWH0942SNSRD15 - 42" x 9"

## Bare Blanks

- Bent Lip



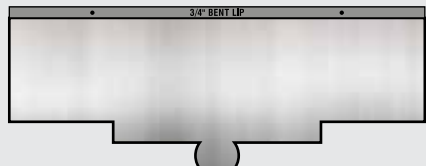
OSIB41001C - 36" x 13.5"  
OSIB41001J - 30" x 11"



OSIB41016C - 36" x 15"  
OSIB41016J - 30" x 11.82"



OSIB41003C - 36" x 12"  
OSIB41003J - 30" x 9.25"



OSIB41004C - 36" x 14.25"  
OSIB41004J - 30" x 11.5"



OSIB41025C - 36" x 12"  
OSIB41025J - 30" x 10"




## Bare Blanks


- No Lip



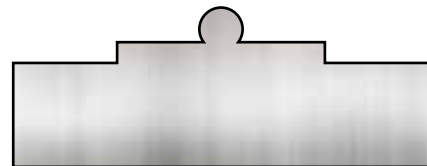
OSIB11001C - 36" x 13.5"  
OSIB11001J - 30" x 11"



OSIB11016C - 36" x 15"  
OSIB11016J - 30" x 11.82"



OSIB11003C - 36" x 12"  
OSIB11003J - 30" x 9.25"



OSIB11004C - 36" x 14.25"  
OSIB11004J - 30" x 11.5"



BA0801236SNSR - 36" x 12"  
BA0800936SNSR - 36" x 9"  
BA0800630SNSR - 30" x 6"



Use below items in 9" trim sign bracket

BA0800936SNSR15 - 36" x 9"  
BA0800942SNSR15 - 42" x 9"

STREET NAME FINISHED SIGNS & BLANKS



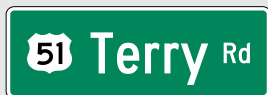
Check out Custom Street Name Packages on pages 34-45.

Designs that fit your neighborhood style while eliminating the guesswork on MUTCD compliancy.



# Metro Street Name Signs

*Installation: Metro Street Name Signs are designed for overhead mast arm mounting with standard brackets.*



A route symbol or a pictograph may be used on the left side of a street name sign.



## Standard Finished Metro Signs

- Letters: B Series or largest Highway Gothic Font Series that space allows on sign
- Single-Sided • No Holes • White HIP

### Standard Overlay Film Colors (shown below)

(A) border



(B) border



(C) border



(D) border



(E) border



3M™ MCS™  
Warranty

## Did You Know?

**Traffic & Custom Legend Signs (CLS), both traditional and digitally printed are manufactured to the 3M Matched Component System standards.**

The use of 3M's Matched Component System insures your investment. When signs are created with high quality 3M sheeting and components, the sign performance is backed by 3M warranties. The MCS guarantees that signs will remain effective for their intended use and meet minimum values for retroreflection for the specified warranty period. The use of any non-3M materials in conjunction with 3M products will void all warranties.

## 90" x 30" Sign Blades

Minimum of 8" upper/lower case letters. Fits only 1 line of copy. **OSI84(XXXX)M1HWH**



1025M1



1001M1



1003M1



1004M1



1016M1

## 90" x 36" Sign Blades

Minimum of 8" upper/lower case letters. Fits 2 lines of copy. **OSI84(XXXX)M2HWH**



1025M2



1001M2



1003M2




1004M2




1016M2

## Sign Backers



**Laminate Vinyl** offers the most cost effective option while retaining the classic feel of the ornamental system. Durable black vinyl is applied to the back of the traffic sign. This option is not visible from the front side of the sign. *Find many more sizes on our website. [www.cpcsigns.com](http://www.cpcsigns.com)*



**.080 Aluminum Plates** offer a lighter weight alternative to Steel Frames while retaining the classic feel of the ornamental system. Oversized by 3" for a defined 1.5" black border around the sign. Punched and radius to match sign. Powder coated semi-gloss black.



**Steel Sign Frames** include a steel backer plate welded to angle iron. Frames have a .75" radius and standard .375" holes to match the sign. Powder coated semi-gloss black.

ITEM CODE			FOR SIZES
Laminate Vinyl	Aluminum Plate	Steel Frame	
OTSBL1206BK	OTSBP1206BK	OTSBF1206BK	12" X 6" Horizontal Rectangle
OTSBL1806BK	OTSBP1806BK	OTSBF1806BK	18" X 6" Horizontal Rectangle
OTSBL1218BK	OTSBP1218BK	OTSBF1218BK	12" X 18" Vertical Rectangle
	OTSBP1812BK	OTSBF1812BK	18" X 12" Horizontal Rectangle
OTSBL2412BK	OTSBP1224BK	OTSBF1224BK	12" X 24" Vertical Rectangle
	OTSBP2412BK	OTSBF2412BK	24" X 12" Horizontal Rectangle
OTSBL1824BK	OTSBP1824BK	OTSBF1824BK	18" X 24" Vertical Rectangle
	OTSBP2418BK	OTSBF2418BK	24" X 18" Horizontal Rectangle
OTSBL2424BK	OTSBP2424DBK	OTSBF2424DBK	24" X 24" Diamond
	OTSBP2424OBK	OTSBF2424OBK	24" X 24" Octagon
	OTSBP2424SBK	OTSBF2424SBK	24" X 24" Square
OTSBL2430BK	OTSBP2430BK	OTSBF2430BK	24" X 30" Vertical Rectangle
OTSBL3030BK	OTSBP3030DBK	OTSBF3030DBK	30" X 30" Diamond
	OTSBP3030OBK	OTSBF3030OBK	30" X 30" Octagon
	OTSBP3030SBK	OTSBF3030SBK	30" X 30" Square
OTSBL3636BK	OTSBP3636DBK	OTSBF3636DBK	36" X 36" Diamond
	OTSBP3636OBK	OTSBF3636OBK	36" X 36" Octagon
	OTSBP3636SBK	OTSBF3636SBK	36" X 36" Square
	OTSBP3636TBK	OTSBF3636TBK	36" X 36" Triangle

**Metro Street Name Laminate Vinyl Backer** is a cost effective option for a classic feel of the ornamental system. Durable black vinyl is applied to the back of the metro street name sign. The vinyl is not visible from the front side of the sign.





# Municipal Decals



DM(C10)(M)(A)  
DM(C14)(M)(A)  
DM(C18)(M)(A)



DM(Q11508)(M)(A)  
DM(Q16115)(M)(A)



## CPC Standard Color Chart

Utilize the 21 colors on the CPC Standard Color Chart to custom design your municipal decal colors.  
Start by choosing a color for the Legend (Copy/Graphics/Border) and then select a color for the background.

Traffic Black PANTONE 3 C	Traffic Blue PANTONE 300 C	Traffic Green PANTONE 3536 C	Traffic Yellow PANTONE 7408 C	Traffic Red PANTONE 3546 C	Traffic Purple PANTONE 259 C	Traffic Orange PANTONE 3564 C
Traffic Brown PANTONE 477 C	Light Navy PANTONE 2965 C	Purple PANTONE 268 C	Olympic Blue PANTONE 299 C	Medium Gray PANTONE Cool Gray 8 C	Burgundy PANTONE 202 C	Maroon PANTONE 7428 C
Dark Brown PANTONE 476 C	Gold PANTONE 7407 C	Parchment PANTONE 3599 C	Camel PANTONE 473 C	Polo Green PANTONE 567 C	Forest Green PANTONE 336 C	White

## Municipal Decal Order Checklist

### Shape & Size

- ☐ (C10) 10" Circle
- ☐ (C14) 14" Circle
- ☐ (C18) 18" Circle
- ☐ (Q11508) 11 1/2" X 8" Squared Oval
- ☐ (Q16115) 16" X 11 1/2" Squared Oval

### Material (M)

- ☐ (N) Non-Reflective Vinyl
- ☐ (E) Engineer Grade Reflective
- ☐ (H) High Intensity Reflective

### Adhesion (A)

- ☐ (P) Decal ☐ (M) Magnetic

### Color 1

### Color 2

### Center Legend

### Outer Legend

## Banners

## Decals

## Magnetics


## License Plates



**Banners** for any and every occasion!  
Available in a variety of sizes and colors, including 4 Color Process Digital Printing.



**Decals** are very popular for business, clubs, fund-raisers or just for fun!  
Available in numerous material types and sizes.



**Magnetic Material** can be used to make Business Cards, Mini Magnets, Calendars, Picture Frames, Car Door Signs and More.



**Personalized License Plates** made from your choice of aluminum, polyethylene or 6-Ply all-weather card. Car Plate Frames are also available.

## Real Estate

## Sand Blasted Signs

## Security Signs

## Political Products



A variety of products are available for **Real Estate Companies** including Yard Signs, Banners, Magnetics and Decals.



**Sand Blasted** Signs made with High Density Foam Board with Ornamental Iron Frame.



**Security Signs** are made of aluminum or polyethylene. Matching window decals and aluminum stakes are also available.



Our **Political Products** Include Yard Signs, Mini-Billboards, Bumper Stickers, Badges, Door Knob Hangers, and Rally Signs

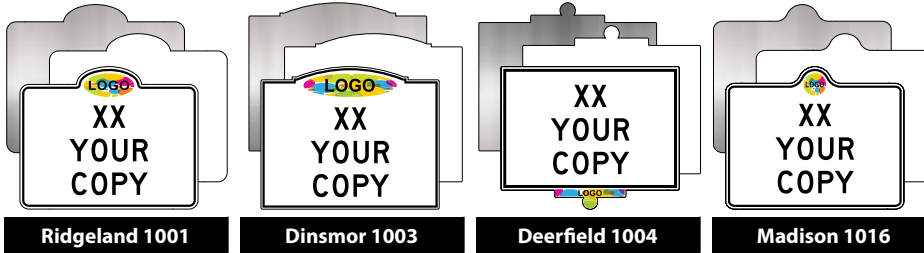
2025 | Catalog#18

DECALS & PROMOTIONAL PRODUCTS



# Routed Sign Blanks & Finished Signs

## Standard Routed Designs



## Standard Routed Shape Sizes (width x height)

12" x 12"	24" x 48"	36" x 48"	60" x 30"
12" x 18"	30" x 24"	48" x 24"	60" x 36"
18" x 12"	30" x 30"	48" x 30"	60" x 48"
18" x 18"	30" x 36"	48" x 36"	72" x 30"
18" x 24"	30" x 48"	48" x 48"	72" x 36"
24" x 18"	30" x 60"	48" x 60"	72" x 48"
24" x 24"	36" x 24"	48" x 72"	96" x 36"
24" x 30"	36" x 30"	48" x 96"	96" x 48"
24" x 36"	36" x 36"		

## Special Routed Designs (sizes shown = width x height)

Choose 1 of 4  
Standard  
Routed Designs  
including  
Ridgeland,  
Dinsmor,  
Deerfield  
& Madison  
or 1 of 27  
ALL NEW  
Special Routed  
Designs!

<b>Simple Arrow 2:1</b>		<b>Simple Arrow 3:1</b>		<b>Simple Arrow 4:1</b>		<b>Simple Arrow 6:1</b>		<b>Vintage Arrow</b>		<b>Arrowhead</b>	
Vertical	Horizontal	Vertical	Horizontal	Vertical	Horizontal	Vertical	Horizontal	Vertical	Horizontal	Vertical	Horizontal
6" x 12"	12" x 6"	4" x 12"	12" x 4"	6" x 24"	24" x 6"	4" x 24"	24" x 4"	4" x 12"	12" x 4"	12" x 18"	18" x 12"
9" x 18"	18" x 9"	6" x 18"	18" x 6"	7.5" x 30"	30" x 7.5"	5" x 30"	30" x 5"	6" x 18"	18" x 6"	18" x 27"	27" x 18"
12" x 24"	24" x 12"	8" x 24"	24" x 8"	9" x 36"	36" x 9"	6" x 36"	36" x 6"	8" x 24"	24" x 8"	24" x 36"	36" x 24"
15" x 30"	30" x 15"	10" x 30"	30" x 10"	12" x 48"	48" x 12"	8" x 48"	48" x 8"	10" x 30"	30" x 10"	30" x 45"	45" x 30"
18" x 36"	36" x 18"	12" x 36"	36" x 12"					36" x 54"	54" x 36"	54" x 36"	36" x 54"
24" x 48"	48" x 24"	16" x 48"	48" x 16"					48" x 72"	72" x 48"	48" x 72"	72" x 48"

<b>Shield Bouche</b>		<b>Shield Modern</b>		<b>Shield Eagle</b>		<b>Shield Metropolitan</b>		<b>Shield 5 Point Star</b>		<b>Shield 6 Point Star</b>		<b>Shield Maltese Cross</b>	
Sizes		Sizes		Sizes		Sizes		Sizes		Sizes		Sizes	
12" x 12"	30" x 30"	12" x 12"	30" x 30"	12" x 18"	30" x 45"	12" x 12"	30" x 30"	12" x 12"	30" x 30"	11" x 12"	26" x 30"	12" x 12"	30" x 30"
18" x 18"	36" x 36"	18" x 18"	36" x 36"	18" x 27"	36" x 54"	18" x 18"	36" x 36"	18" x 18"	36" x 36"	16" x 18"	31" x 36"	18" x 18"	36" x 36"
24" x 24"	48" x 48"	24" x 24"	48" x 48"	24" x 36"	48" x 72"	24" x 24"	48" x 48"	24" x 24"	48" x 48"	21" x 24"	41" x 48"	24" x 24"	48" x 48"

<b>Scalloped</b>		<b>Scalloped</b>		<b>Archway</b>		<b>Steeple</b>		<b>Octagon</b>		<b>Rhombus</b>		<b>Triangle</b>	
Square Sizes		Rectangle Sizes		Sizes		Sizes		Sizes		Sizes		Sizes	
6" x 6"	24" x 24"	12" x 9"	48" x 24"	8" x 12"	24" x 45"	8" x 12"	24" x 45"	6" x 6"	24" x 24"	6" x 6"	24" x 24"	12" x 12"	30" x 30"
8" x 8"	30" x 30"	18" x 12"	36" x 36"	8" x 16"	30" x 36"	8" x 16"	30" x 36"	8" x 8"	30" x 30"	9" x 12"	30" x 30"	18" x 18"	36" x 36"
12" x 12"	36" x 36"	24" x 12"	48" x 30"	12" x 18"	30" x 60"	12" x 18"	30" x 60"	12" x 12"	36" x 36"	12" x 16"	36" x 48"	24" x 24"	48" x 48"
18" x 18"	48" x 48"	24" x 18"	60" x 30"	12" x 24"	36" x 48"	12" x 24"	36" x 48"	15" x 15"	42" x 42"	18" x 24"	48" x 64"		
		30" x 18"	48" x 36"	18" x 24"	36" x 72"	18" x 24"	36" x 72"	18" x 18"	48" x 48"				
		36" x 18"	60" x 36"	18" x 36"	48" x 60"	18" x 36"	48" x 60"						
		30" x 24"	60" x 48"	24" x 30"	48" x 96"	24" x 30"	48" x 96"						
		36" x 24"											

<b>Circle</b>		<b>Oval 2:1</b>		<b>Oval 1.33:1</b>		<b>Monticello</b>		<b>Single Dome</b>		<b>Double Dome</b>		<b>Whale's Tail</b>	
Sizes		Sizes		Sizes		Sizes		Sizes		Sizes		Sizes	
8" x 8"	24" x 24"	24" x 12"	60" x 30"	10" x 7.5"	30" x 22.5"	18" x 12"	36" x 28"	12" x 14"	30" x 34"	12" x 14"	30" x 34"	12" x 18"	30" x 36"
10" x 10"	30" x 30"	30" x 15"	72" x 36"	12" x 9"	36" x 27"	24" x 18"	48" x 36"	18" x 20"	36" x 40"	18" x 20"	36" x 40"	18" x 24"	36" x 48"
12" x 12"	36" x 36"	36" x 18"	96" x 48"	18" x 13.5"	42" x 31.5"	30" x 24"	60" x 48"	24" x 27"	48" x 54"	24" x 27"	48" x 54"	24" x 30"	48" x 60"
18" x 18"	48" x 48"	48" x 24"		24" x 18"	48" x 36"								

# Routed Sign Blanks & Finished Signs

Follow the Steps to choose a Routed Sign from bare or sheeted blanks to finished Custom Legend Signs (CLS).

## 1 Design Shapes & Sizes Standard Radius Corners

**NOTE: Choose from shapes and sizes on pages noted.**

### ☐ Standard Routed Designs

Find Sign Design Shape Names & Sizes on **page 26**, enter info below:

---



---

### ☐ Special Routed Designs

Find Sign Design Shape Names & Sizes on **page 26**, enter info below:

---



---

### ☐ Standard Shape Designs

Find Sign Design Shape Names & Sizes on **page 101**, enter info below:

---



---

## 2 Substrate .080" Aluminum

### ☐ Bare Blank

**Reflective Sheeted Blank** White High Intensity Prismatic

☐ Single-Sided ☐ Add a Black Vinyl Laminate Backer

☐ Double-Sided

☐ **Finished Custom Legend Sign (CLS)** Customize a reflective sheeted blank by adding your logo, graphics and copy. Utilize CPC Standard border styles and colors for a quicker ship custom finished sign.

## 3 Hole Punch/VHB Tape

☐ **2 Hole Punch** for 1 post mount for signs up to 36" wide

☐ **4 Hole Punch** for 2 post mount for signs larger than 36" wide

☐ **Corner Holes** 1 hole in each corner for mounting on a wall or surface

☐ **No Holes** for Post and Panel or Wall/Surface Mounting with VHB Tape

☐ **Add VHB Tape** on perimeter of sign for installation to wall/surface

☐ **Add VHB Tape** to sign center vertically to mount to one post

☐ **Add VHB Tape** to sign vertically in the two post mount locations



Find more information @ [www.cpcsigns.com](http://www.cpcsigns.com)

## Examples of Custom Finished Signs



## CPC Standard Color Chart for Sign Colors



Utilize the 21 colors on the CPC Standard Color Chart to custom design your sign colors. Start by choosing a color for the Legend (Copy/Graphics/Border) and then select a color for the background. The option to add a gold pinstriping to a white border is available at no extra charge. **NOTE: Request Pantone Color Matching Service by calling customer service at 1-800-367-1492.** Colors may vary in appearance from catalog, digital screen, substrates and light conditions.



White



Traffic Black

PANTONE 3 C



Traffic Blue

PANTONE 300 C



Traffic Green

PANTONE 3536 C



Traffic Yellow

PANTONE 7408 C



Traffic Red

PANTONE 3546 C



Traffic Purple

PANTONE 259 C



Traffic Orange

PANTONE 3564 C



Traffic Brown

PANTONE 477 C



Light Navy

PANTONE 2965 C



Purple

PANTONE 268 C



Olympic Blue

PANTONE 299 C



Medium Gray

PANTONE Cool Gray 8 C



Burgundy

PANTONE 202 C



Maroon

PANTONE 7428 C



Dark Brown

PANTONE 476 C



Gold

PANTONE 7407 C



Parchment

PANTONE 3599 C



Camel

PANTONE 473 C



Polo Green

PANTONE 567 C



Forest Green

PANTONE 336 C

2025 | Catalog # 18

ROUTED SHAPES - BLANKS & SIGNS



27



# Special Legend Parking Signs

## Order Guidance for Standard Color Special Legend Parking Signs

### 1 Legends & 2 Sign Design Options



1,000s of Special Legend Parking Signs are available at [www.cpcsigns.com](http://www.cpcsigns.com) in your choice of 1 of 5 design styles below:

☐ MUTCD Legend  
Permissive Style



☐ RESERVED  
Header Style



☐ No Parking  
SYMBOL Style



☐ Tow Away Zone  
SYMBOL Style



☐ Oxford  
Series Style



### 3 Sign Sizes

- ☐ 12" x 18"
- ☐ 18" x 24"

- ☐ 18" x 12"
- ☐ 24" x 18"

- ☐ 12" x 18"
- ☐ 18" x 24"

- ☐ 12" x 18"
- ☐ 18" x 24"

- ☐ 12" x 18"
- ☐ 18" x 24"

### 4 Reflective Type

- ☐ 3M White High Intensity Prismatic

### 5 Substrate

- ☐ .080" Aluminum

### 6 Mounting Options

- ☐ Post Mount - 2 holes on 1" centers, located top and bottom, standard radius corners. NOTE: Hardware and u-bolt brackets, sold separately.

### 7 Standard Colors

- ☐ Traffic Green on White

- ☐ Traffic Green & Black on White

- ☐ Traffic Red & Black on White

- ☐ Traffic Red & Black on White

- ☐ Traffic Green & Black on White
- ☐ Traffic Red & Black on White
- ☐ Traffic Blue & Black on White

Standard Colors represent the MUTCD compliant and standard CPC option.

## Universal Parking Signs



Easily Semi-Customize ANY Parking Signs utilizing the Standard CPC color combinations shown on the page, at right. Make your selections when ordering by calling 1-800-367-1492. A few examples of the many color matching options available in the color matching program shown below.



# Universal Parking Signs

## Order Guidance for Semi-Custom Universal Parking Signs

### 1 Legends

### 2 Designs



### Pick Your Own Colors

Match your school, business or town colors with the Custom Reflective Color Matching Program.

### CPC Standard Color Chart

Utilize the 21 colors on the CPC Standard Color Chart to custom design your sign colors. Start by choosing a color for the Legend (Copy/Graphics/Border) and then select a color for the background. The option to add a gold pinstriping to a white border is available at no extra charge. Drop-down selections provide an easy ordering solution, during ordering online @ [www.cpcsigns.com](http://www.cpcsigns.com)

**NOTE: Request a color change of symbols or request Pantone Color Matching Service by calling customer service at 1-800-367-1492.**

Colors may vary in appearance from catalog, digital screen, substrates and light conditions.



White



Traffic Black  
PANTONE 3 C



Traffic Blue  
PANTONE 300 C



Traffic Green  
PANTONE 3536 C



Traffic Yellow  
PANTONE 7408 C



Traffic Red  
PANTONE 3546 C



Traffic Purple  
PANTONE 259 C



Traffic Orange  
PANTONE 3564 C



Traffic Brown  
PANTONE 477 C



Light Navy  
PANTONE 2965 C




Purple  
PANTONE 268 C




Olympic Blue  
PANTONE 299 C



Medium Gray  
PANTONE Cool Gray 8 C



Burgundy  
PANTONE 202 C



Maroon  
PANTONE 7428 C



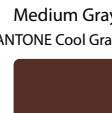
Dark Brown  
PANTONE 476 C




Gold  
PANTONE 7407 C



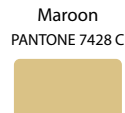
Parchment  
PANTONE 3599 C



Camel  
PANTONE 473 C



Polo Green  
PANTONE 567 C



Forest Green  
PANTONE 336 C

### 3 Sign Sizes

### 4 Reflective Type

☐ 3M White High Intensity Prismatic

### 5 Substrate

☐ .080" Aluminum

### 6 Arrows

(Examples of Universal Parking Designs Shown)

- ☐ No Arrows or Space
- ☐ Left Arrow
- ☐ Right Arrow
- ☐ Double Arrow



### 7 Mounting Options

#### Post Mount

2 holes on 1" centers, located top and bottom, standard radius corners. NOTE: Hardware and u-bolt brackets, sold separately.

#### Wall Mount

Standard radius corners, with 3/16" screw holes in all (4) corners.

☐ Architectural Standard radius corners without holes.

**VHB Tape** for a clean appearance without visible fasteners on the sign face.

☐ No Tape

☐ Center Mount

VHB tape mounted to the center of the sign back.

☐ Perimeter Mount

VHB tape mounted to the perimeter of the sign back.

### 8 Sign Backer



**Black Laminate Vinyl** applied to the back of a sign provides a durable, cost effective yet classic feel for your ornamental system. Vinyl is not visible from the front side of the sign.

☐ No Backer ☐ 12" x 18" ☐ 12" x 24" ☐ 18" x 24"

NOTE: Aluminum Plates and Steel Sign Frames also available.

### 9 Standard Colors

☐ Permissive Parking: Traffic Green & Black on White

☐ Prohibitive Parking: Traffic Red & Black on White

☐ Disabled/ADA Parking: Traffic Green, Blue & Black on White

**Standard Colors** represent the MUTCD compliant and standard CPC option.

SEMI-CUSTOM UNIVERSAL PARKING SIGNS



29

2025 | Catalog#18

# Comprehensive Branding Program



## Leave an Impression with a Comprehensive Branding Program

- ◆ Let CPC Signs help you design and develop your own comprehensive branding program.
- ◆ CPC offers a robust line of products and services to help you develop and implement your program from your smallest and simplest to your largest and most complex sign.
- ◆ Utilize CPC's standard design elements and plethora of sign products and mounting systems to create a fully integrated program. Your program will not only be aesthetically pleasing but direct visitors to sites more easily, creating safer roads and visitor satisfaction.
- ◆ Comprehensive Branding Programs are ideal for communities, subdivisions, complexes, campuses, facilities, parking areas and garages, businesses, buildings and entrances plus wayfinding, metro street name signs, city entrance guide signs and ground mounted street name signs.
- ◆ Check out all of the comprehensive branding program elements shown here; on pages 32 and 33.

### Design Uniformity

Easily elevate the look of your sign program through Uniformity, to achieve a clean, aesthetically-pleasing appearance that will impress for years to come. Follow CPC's Design Standards and utilize the uniform shapes, design styles, colors, fonts and mounting systems for your entire sign program.

### Sign Reflectivity & Substrates

Custom Products utilizes durable DOT Grade raw materials on most of our signage to ensure a time tested, proven performance. 3M High Intensity Prismatic (HIP) Reflective Sheeting and .080" thick aluminum are our most common substrates but others are available by special quote. Also, many of our unique mounting systems allow the option of a double-sided sign.

### Sign Sizes

Signs are available in a multitude of sizes for all scale applications from a single letter or number to large signs for identification and navigation.

### Sign Shapes - Standard & Contoured

Create a distinctive look for your system by choosing a standard sign shape (see pages 100-101) or a contoured shape from one of our 31 routed shapes (see pages 26-27).

### Sign Legends

Utilize a mixture of standard, semi-custom and custom legend signs (CLS) to build your comprehensive branding program quickly without the need to re-invent common and standard legends. This not only saves you time, but money allowing you to get the most out of your budget.

### Sign Fonts

CPC's preferred sign font is Highway Gothic. This standard highway font offers maximum visibility and legibility at a distance and at higher speeds.

Already have an established font? Or looking for something different or fancy? CPC can design your signs with many other fonts, by request. Not sure what font to choose? Contact us, we can help!

### Sign Logos

Show pride in your business or community by adding your logo to any sign. Don't have a logo? Ask about an icon to add some pizzazz to your sign such as a star, heart, leaf, tree, seashell, animal, etc.

*NOTE: Please visit [www.cpcsigns.com/artwork-guidelines.php](http://www.cpcsigns.com/artwork-guidelines.php) for information on logo requirements and design service fees for non-production ready artwork.*

### Sign Backers

We got your back...Don't let that single sided sign back go unfinished. Complete the look by adding a Sign Backer to your single-sided sign. Choose from premium quality Steel Frames, Aluminum Plates or Vinyl Laminate backer options to put the finishing touch on your signs (see page 24).



# Comprehensive Branding Program

The possibilities are limitless with a Comprehensive Branding Program



## CPC Standard Color Chart for Sign Colors

Add some flair to your branding program by utilizing the 21 colors in the CPC Standard Color Chart to design your sign. Start by choosing a color for the Legend (Copy/Graphics/Border) and then select a color for the background. The option to add gold pinstriping to a white border is available at no extra charge. **NOTE: Request Pantone Color Matching Service by calling customer service at 1-800-367-1492.**

Colors may vary in appearance from catalog, digital screen, substrates and light conditions.



## Mounting Systems

Mounting System Components are modular to allow you to design and build your own system to suit your taste. From a wall mount to a one or two post mount, the program offers a multitude of styles and options. Components are offered for each post style including u-channel, square and round posts.



U-Channel Posts,  
Brackets and Hardware

2-3/8" Round Posts,  
Brackets and Hardware

3" and 4" Round Posts,  
Brackets and Hardware

Punched Square Posts,  
Brackets and Hardware

3" and 4" Square Posts,  
Brackets and Hardware

## CPC Standard Powder Paint Colors for Mounting Systems

Complement your sign design with powder painted mounting systems. Achieve a classy look with our standard semi-gloss black sign mounting systems. 20 additional standard colors available by custom order to add flair, match your team, town or business colors, or differentiate between zones to help in wayfinding.



Black Semi-Gloss Powder Painted items are available in 20 additional standard colors by custom ordering. Call for details.

**Quick Tip**

Increase safety with time-tested HI-VIZ Conspicuity Yellow

## 3M Matched Component System



The use of 3M's Matched Component System insures your investment. When signs are created with high quality 3M sheeting and components, the sign performance is backed by 3M warranties. The MCS guarantees that signs will remain effective for their intended use and meet minimum values for retroreflection for the specified warranty period. The use of any non-3M materials in conjunction with 3M products will void all warranties.

2025 | Catalog #18

COMPREHENSIVE BRANDING PROGRAM OVERVIEW



# Wayfinding Program

**CPC Signs has been a leader in the U.S. outdoor sign industry since 1985.**

- ◆ CPC's customer service, sales and production expertise on federal laws regarding traffic and guide signs gives us a unique advantage in the wayfinding industry.
- ◆ This expertise translates into wayfinding signage that engages your visitors with highly visible, easily readable and beautifully designed products that are built to last.
- ◆ We provide personal service thru our extensively trained staff that listen to your wish list and guide you throughout the process of your project, big or small. You'll never get an off-site customer service representative reading from a script.
- ◆ Components are made of high quality materials, and design is never compromised. Explore the Comprehensive Branding program outline on pages 30-31 for more detailed information on the components of a finished sign project.



## Sign Panel Bracket Mounting System

- ◆ Utilize the versatile sign panel brackets to mount a wayfinding sign on 1 post or between 2 posts.
- ◆ Choose post bases and caps to complete the look.
- ◆ Be creative with the routed sign shape orientation to explore multiple design layouts possible.
- ◆ Utilize similar routed shapes to create a coordinated branding program.



## 3-Sided System

The triangle display (shown below) utilizes the round post sign panel brackets to mount wayfinding signs between 3 round posts.



# Wayfinding Program

## Types of Wayfinding Signage

- ◆ Guide vehicle and pedestrian traffic in and around your town, community, neighborhood or businesses with Directional Signage.
- ◆ Confirm that they are on the right path with Conformational Signage such as "Gate B - 100ft Ahead." or "Check-In Office, 1 Mile Ahead on the Left".
- ◆ Provide Informational Signage that provides more detailed information vital to the route
- ◆ Add to your existing signage or develop an entirely new comprehensive wayfinding program.
- ◆ CPC Components available in Round or Square in a variety of sizes that can be utilized throughout the full scope of a wayfinding program. *Examples: (1) Utilize 4" post systems for larger wayfinding signs on main roads. (2) Utilize 3" post systems for medium sized signs in parking areas, small roads, and alleys. (3) Utilize 2" post systems for smaller signs on sidewalks or any "pedestrian only" trail or path.*



## U-Bolt & Back-to-Back (B2B) Mounting Systems

- ◆ U-Bolt & B2B Clamps allow for a modern appearance with the posts being mostly hidden behind or between sign layers.
- ◆ U-Bolt Clamps allow for 1 sign to be mounted to a single post.
- ◆ B2B Clamps allow for 2 signs to be mounted back-to-back on a single post.
- ◆ Square and Round U-Bolt & B2B Clamps available in coordinating sizes to fit 2" to 4" round and square posts.



- ◆ Layering signs provides a multi-dimensional feel to the sign system's design.
- ◆ Install as a ground mount or to a custom base, built by your own contractor.



## Freestyle System

The freestyle display (shown left) utilizes the round post jumbo bracket (1), the sign panel bracket (2) and the u-bolt clamp (3) to mount 3 signs to 1 post.



# PRE-DESIGNED PACKAGES












# OXFORD



The Oxford Packages are based on our original and most popular ornamental system.

*Pre-designed packages save time and money.*

*NOTE: All Signs come standard with High Intensity Prismatic (HIP) sheeting. All Street Name Signs come standard as a Flat, Double-Faced Sign Blade. Bases, Posts, Brackets and Hardware are powder coated semi-gloss black for an elegant look.*


4-Way Intersection Package Options		Standard Ground Mount Package Codes	Special Ground Mount* Package Codes
Post System with Stop Sign & (2) 30" Blades	 For use on low volume roads with Speed Limits of 25 MPH or less	<b>040100</b>	<b>041100</b>
Post System with (2) 30" Blades		<b>040200</b>	<b>041200</b>
Post System with Stop Sign & (2) 36" Blades	 For use on higher volume, conventional roads with Speed Limits over 25 MPH	<b>040150</b>	<b>041150</b>
Post System with (2) 36" Blades		<b>040250</b>	<b>041250</b>
Traffic Sign Package Options		Standard Ground Mount Package Codes	Special Ground Mount* Package Codes
Post System with 30" STOP Sign		<b>040300</b>	<b>041300</b>
Post System with 36" YIELD Sign		<b>040400</b>	<b>041400</b>
Post System with 30" Warning Sign (Specify MUTCD Sign Code)		<b>040500</b>	<b>041500</b>
Post System with 24" x 30" SPEED LIMIT Sign (Specify Speed)		<b>040650</b>	<b>041650</b>
Post System with 12" x 18" Parking Sign (Specify Sign Legend)	  	<b>040700</b>	<b>041700</b>

\*Specify Special Ground Mount

ITEM CODE	Ground Type
RPORZVR1P330RNC	New Concrete
RPORZVR330R	Soft Soil
RPORZVR330RC	Existing Concrete
OPOR3SSMWBK	Surface Mount Welded Plate




# OXFORD

3" Round Steel Post  
**OPOR35(XX)14BK**

Package Posts come in pre-determined 10', 12' or 14' lengths that ensure your signs meet the Federal mounting height requirements. Posts are pre-drilled to eliminate field drilling!




Post Base - **OPOZBR39993BK**  
(includes 2 set screws)

## Post System



The Post Base Slipover Cover is a clever one piece design that fits the **OPOZBR39993BK** base. Covers the exposed hardware of a Surface Mount Welded Plate.

**ADD ON** Sold Separately from packages.  
**OPOZBRZUNBK**



Dogwood Sign Arm Brackets  
**OSIZ4UN(J/C)DOGWDLDBK**  
J - 30" C - 36"  
(2 brackets included in package)

## Sign Brackets



Black Torx Head Screws  
**OZHRHBTH140**  
(included with sign arm brackets for mounting 2 bent lip design street name signs to sign arm brackets)

## Hardware Set




Round Post Anchor Plate  
**BA080APLATE238**  
(keeps post from rotating)



Self Tapping Metal Screw  
**RH141HEX**  
(2 screws included in package)

## Standard Ground Mount



**RPORZVR1P330RNC**  
New Concrete

**RPORZVR330R**  
Soft Soil

**RPORZVR330RC**  
Existing Concrete

## Breakaway Mount



**OPOR35SMWBK**  
Surface Mount Welded Plate


## Surface Mount





Spear Finial  
**OPOZFR39516MDBK**  
(includes 3 black set screws)


## Finial


Double-Sided Sign Blades  
**OSI41001(J/C)HWH** J - 30" x 11" | C - 36" x 13.5"  
White High Intensity Sheeting  
(2 sign blades included in package)  
Choose Standard Color Scheme (X)

☐ (A)  **White on Green**

☐ (B)  **White on Blue**

☐ (C)  **White on Brown**

☐ (D)  **Black on White**


☐ (E)  **White on Black**

## Sign Blades




Hardware Set **OZHRH03**  
(Set of 4 for mounting 2 sign brackets to post)


## Hardware Set




30" x 30"  
STOP Sign  
**S3030R11HA**  
HIP Sheeting




36" x 36" x 36"  
YIELD Sign  
**S3636R12HA**  
HIP Sheeting



30" x 30"  
Warning Sign  
**S3030(XXX)HA**  
HIP Sheeting  
\*Specify Legend



24" x 30"  
SPEED LIMIT Sign  
**S2430R21(XX)HA**  
HIP Sheeting  
\*Specify Speed




12" x 18"  
Parking Sign  
**S1218(XXXX)HA**  
HIP Sheeting  
\*Specify Legend

## Traffic Signs




U-Bolt Clamps  
**OTSBR3UBCLAMP3BK**  
(Set of 2 included in each package for mounting traffic sign to post)


## U-Bolt Clamps




30" x 30"  
Steel Frame  
**OTSBF30300BK**




36" x 36" x 36"  
Steel Frame  
**OTSBF3636TBK**



30" x 30"  
Steel Frame  
**OTSBF3030DBK**



24" x 30"  
Steel Frame  
**OTSBF2430BK**



12" x 18"  
Steel Frame  
**OTSBF1218BK**


## Traffic Sign Frames



**RH141HEXSETTER**  
Driver For Self-Tapping Screws

**Extension RHBTHB3**

**Installation Tools**  
**SOLD Separately**



**RHBSSKT100**  
Allen Wrench Tool For Set Screws



Torx Head Screw Bit  
**RHBTHB14**

# PRE-DESIGNED PACKAGES

# VICKSBURG



\*Specify Special Ground Mount










ITEM CODE	Ground Type
RPORZVR1P330RNC	New Concrete
RPORZVR330R	Soft Soil
RPORZVR330RC	Existing Concrete
OPOR3ASMWBK	Surface Mount Welded Plate

Utilize the versatile round post sign panel brackets (page 55) to mount wayfinding signs between round posts. A triangle display shown using the Vicksburg components with sign panel brackets added.

The Vicksburg Packages provide a unique and stark contrast to the other package design options.

*Pre-designed packages save time and money.*

*NOTE: All Signs come standard with High Intensity Prismatic (HIP) sheeting. All Street Name Signs come standard as a Flat, Double-Faced Sign Blade. Bases, Posts, Brackets and Hardware are powder coated semi-gloss black for an elegant look.*

4-Way Intersection Package Options		Standard Ground Mount Package Codes	Special Ground Mount* Package Codes
Post System with Stop Sign & (2) 6" x 36" Blades	 For use on low volume roads with Speed Limits of 25 MPH or less	030100	031100
Post System with (2) 6" x 36" Blades		030200	031200
Post System with Stop Sign & (2) 9" x 36" Blades	 For use on higher volume, conventional roads with Speed Limits over 25 MPH	030150	031150
Post System with (2) 9" x 36" Blades		030250	031250
Traffic Sign Package Options		Standard Ground Mount Package Codes	Special Ground Mount* Package Codes
Post System with 30" STOP Sign		030300	031300
Post System with 36" YIELD Sign		030400	031400
Post System with 30" Warning Sign (Specify MUTCD Sign Code)		030500	031500
Post System with 24" x 30" SPEED LIMIT Sign (Specify Speed)		030650	031650
Post System with 12" x 18" Parking Sign (Specify Sign Legend)	  	030700	031700







# VICKSBURG




Package Posts come in pre-determined 10', 12' or 14' lengths that ensure your signs meet the Federal mounting height requirements. Posts are pre-drilled to eliminate field drilling!

3" Round Fluted Aluminum Post  
**OPOR3AF(XX)125BK(P3)**




Post Base  
**OPOZBR35B33BK**

## Post System



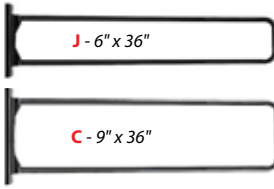
The Post Base Slipover Cover is a clever one piece design that fits the **OPOZBR35B33BK** base. Covers the exposed hardware of a Surface Mount Welded Plate.

**ADD ON** Sold Separately from packages.  
**OPOZBRZUNBK**



J - 6" x 6"  
C - 9" x 9"


Logo Trim Bracket  
**OSIZ3UN(J/C)TRIMLOGOBK**  
(2 brackets included in package)



J - 6" x 36"  
C - 9" x 36"

Sign Trim Bracket  
**OSIZ3UN(J/C)TRIM36BK**  
(2 brackets included in package)

## Sign Brackets



Round Post Anchor Plate  
**BA080APLATE238**  
(keeps post from rotating)



Self Tapping Metal Screw  
**RH141HEX**  
(2 screws included in package)

## Standard Ground Mount



**RPORZVR1P330RNC**  
New Concrete

**RPORZVR330R**  
Soft Soil

**RPORZVR330RC**  
Existing Concrete

## Breakaway Mount



**OPOR3ASMWBK**  
Surface Mount  
Welded Plate

## Surface Mount



Ball Finial  
**OPOZFR3FINB3BK**  
(includes 3 black set screws)

## Finial

Sign Blades **M2AH(X)D(0636)SBM42N** - 6" x 36" | Sign Blades **M2AH(X)D(0936)TBM63N** - 9" x 36"  
Sign Logo Blades **OSI3(J/C)LOGOHWH** - (J) 6" x 6" | (C) 9" x 9"  
Double-Sided | White High Intensity Sheeting  
(2 sign blades & 2 logo plaques included in package)  
Choose Standard Color Scheme (X)

 (C) **White on Brown**


 (D) **Black on White**

 (A) **White on Green**

 (B) **White on Blue**


 (E) **White on Black**

## Sign Blades




Hardware Set **OZHRH03L3**  
(Set of 4 for mounting 2 sign brackets to post)


## Hardware Set




30" x 30"  
STOP Sign  
**S3030R11HA**  
HIP Sheeting




36" x 36" x 36"  
YIELD Sign  
**S3636R12HA**  
HIP Sheeting



30" x 30"  
Warning Sign  
**S3030(XXX)HA**  
HIP Sheeting  
*\*Specify Legend*



24" x 30"  
SPEED LIMIT Sign  
**S2430R21(XX)HA**  
HIP Sheeting  
*\*Specify Speed*




12" x 18"  
Parking Sign  
**S1218(XXXX)HA**  
HIP Sheeting  
*\*Specify Legend*

## Traffic Signs




U-Bolt Clamps  
**OTSBR3UBCLAMP3BK**  
(Set of 2 included in each package for mounting traffic sign to post)


## U-Bolt Clamps




33" x 33"  
Aluminum Plate  
**OTSBP30300BK**




39" x 39" x 39"  
Aluminum Plate  
**OTSBP3636TBK**



33" x 33"  
Aluminum Plate  
**OTSBP3030DBK**




27" x 33"  
Aluminum Plate  
**OTSBP2430BK**




15" x 21"  
Aluminum Plate  
**OTSBP1218BK**

## Traffic Sign Backers



**RH141HEXSETTER**  
Driver For Self-Tapping Screws

**Installation Tools**  
**SOLD Separately**



**RHBSKT100**  
Allen Wrench Tool  
For Set Screws

# PRE-DESIGNED PACKAGES

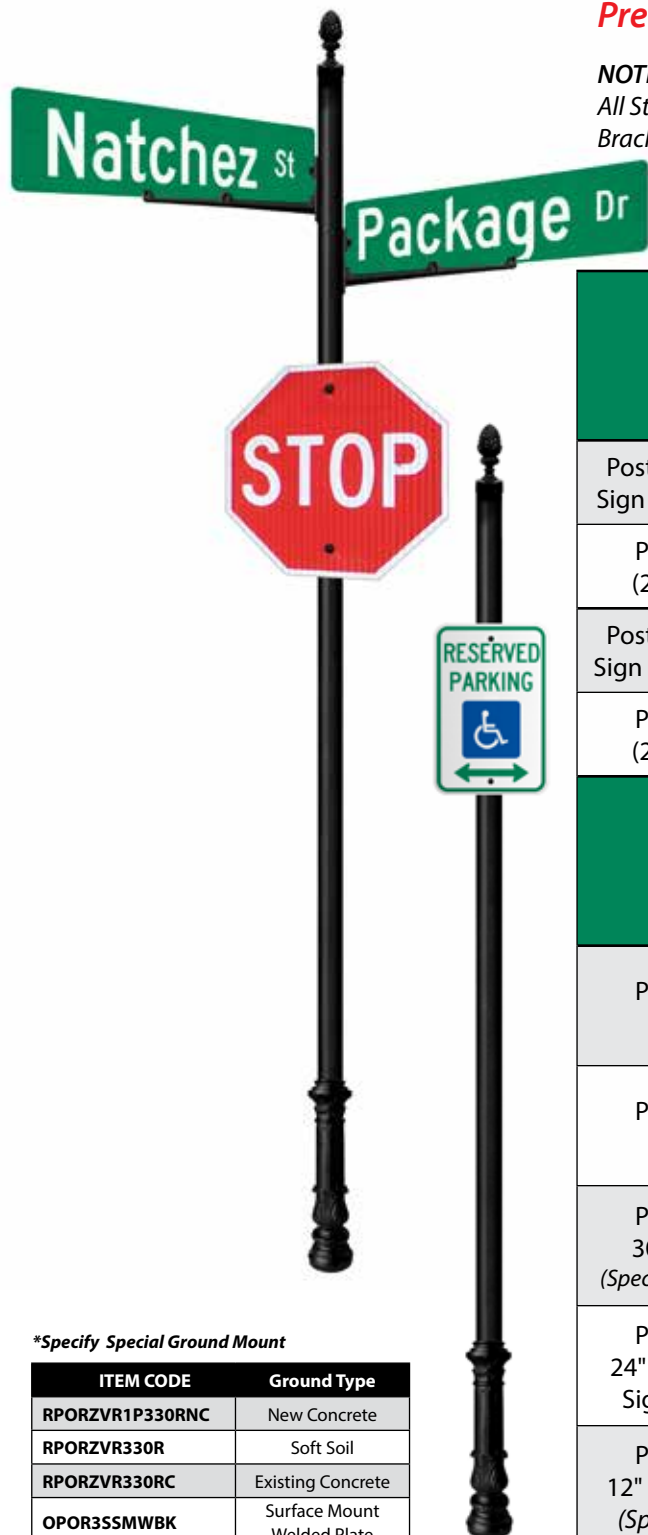
# NATCHEZ












The Natchez Packages are the simplistic, sleek and modern version of the Oxford Packages.

*Pre-designed packages save time and money.*

*NOTE: All Signs come standard with High Intensity Prismatic (HIP) sheeting. All Street Name Signs come standard as a Flat, Double-Faced Sign Blade. Bases, Posts, Brackets and Hardware are powder coated semi-gloss black for an elegant look.*



4-Way Intersection Package Options		Standard Ground Mount Package Codes	Special Ground Mount* Package Codes
Post System with Stop Sign & (2) 6" x 30" Blades	 For use on low volume roads with Speed Limits of 25 MPH or less	<b>O20100</b>	<b>O21100</b>
Post System with (2) 6" x 30" Blades		<b>O20200</b>	<b>O21200</b>
Post System with Stop Sign & (2) 9" x 36" Blades	 For use on higher volume, conventional roads with Speed Limits over 25 MPH	<b>O20150</b>	<b>O21150</b>
Post System with (2) 9" x 36" Blades		<b>O20250</b>	<b>O21250</b>
Traffic Sign Package Options		Standard Ground Mount Package Codes	Special Ground Mount* Package Codes
Post System with 30" STOP Sign		<b>O20300</b>	<b>O21300</b>
Post System with 36" YIELD Sign		<b>O20400</b>	<b>O21400</b>
Post System with 30" Warning Sign (Specify MUTCD Sign Code)		<b>O20500</b>	<b>O21500</b>
Post System with 24" x 30" SPEED LIMIT Sign (Specify Speed)		<b>O20650</b>	<b>O21650</b>
Post System with 12" x 18" Parking Sign (Specify Sign Legend)	  	<b>O20700</b>	<b>O21700</b>

\*Specify Special Ground Mount

ITEM CODE	Ground Type
RPORZVR1P330RNC	New Concrete
RPORZVR330R	Soft Soil
RPORZVR330RC	Existing Concrete
OPOR3SSMBWK	Surface Mount Welded Plate



## NATCHEZ

3" Round  
Steel Post**OPOR35(XX)14BK(P2)**

Package Posts come in pre-determined 10', 12' or 14' lengths that ensure your signs meet the Federal mounting height requirements. Posts are pre-drilled to eliminate field drilling!

Post Base - **OPOZBR39993BK**  
(includes 2 set screws)

Post System



The Post Base Slipover Cover is a clever one piece design that fits the **OPOZBR39993BK** base. Covers the exposed hardware of a Surface Mount Welded Plate.

**ADD ON** Sold Separately from packages.  
**OPOZBRZUNBK**



Cantilever Wing Brackets  
**OSIZ2UNCT800BK** - 24" Long  
(2 brackets and black set screws included in package)

Sign Brackets



Round Post  
Anchor Plate  
**BA080APLATE238**  
(keeps post from rotating)



Self Tapping  
Metal Screw  
**RH141HEX**  
(2 screws included in package)

Standard  
Ground Mount

**RPORZVR1P330RNC**  
New Concrete  
**RPORZVR330R**  
Soft Soil  
**RPORZVR330RC**  
Existing Concrete

Breakaway  
Mount

**OPOR35SMWBK**  
Surface Mount  
Welded Plate

Surface  
Mount

Pineapple Finial  
**OPOZFR3657MDBK**  
(includes 3 black set screws)

Finial

Sign Blades **M2AH(X)D0630SBM42N** - 6" x 30"  
Sign Blades **M2AH(X)D0936SBM63N** - 9" x 36"  
Double-Sided | White HIP  
(2 sign blade sets included in package)  
Choose Standard Color Scheme (X)

☐ (C)

White on Brown

☐ (A)

White on Green

☐ (D)

Black on White

☐ (B)

White on Blue

☐ (E)

White on Black

Sign Blades



Hardware Set **OZHRH03**  
(Set of 4 for mounting  
2 sign brackets to post)

Hardware Set



30" x 30"  
STOP Sign  
**S3030R11HA**  
HIP Sheeting



36" x 36" x 36"  
YIELD Sign  
**S3636R12HA**  
HIP Sheeting



30" x 30"  
Warning Sign  
**S3030(XXX)HA**  
HIP Sheeting  
\*Specify Legend



24" x 30"  
SPEED LIMIT Sign  
**S2430R21(XX)HA**  
HIP Sheeting  
\*Specify Speed




12" x 18"  
Parking Sign  
**S1218(XXXX)HA**  
HIP Sheeting  
\*Specify Legend

Traffic Signs




U-Bolt Clamps  
**OTSBRZ3UBCLAMP3BK**  
(Set of 2 included in each  
package for mounting  
traffic sign to post)


U-Bolt Clamps



30" x 30"  
Laminate Vinyl Backer  
**OTSBL3030BK**



36" x 36" x 36"  
Laminate Vinyl Backer  
**OTSBL3636BK**



30" x 30"  
Laminate Vinyl Backer  
**OTSBL3030BK**



24" x 30"  
Laminate Vinyl Backer  
**OTSBL2430BK**



12" x 18"  
Laminate Vinyl Backer  
**OTSBL1218BK**

Traffic Sign Backers



**RH141HEXSETTER**  
Driver For Self-Tapping Screws

**Installation Tools**  
**SOLD Separately**



**RHBSKT100**  
Allen Wrench Tool  
For Set Screws





# PRE-DESIGNED PACKAGES










# CLARKSDALE



The Clarksdale Packages are our most cost-effective ornamental packages.

*Pre-designed packages save time and money.*

**NOTE:** All Signs come standard with High Intensity Prismatic (HIP) sheeting. All Street Name Signs come standard as a Flat, Double-Faced Sign Blade. Bases, Posts, Brackets and Hardware are powder coated semi-gloss black for an elegant look.

4-Way Intersection Package Options		Standard Ground Mount Package Codes	Special Ground Mount* Package Codes
Post System with Stop Sign & (2) 6" x 30" Blades	 For use on low volume roads with Speed Limits of 25 MPH or less	<b>010100</b>	<b>011100</b>
Post System with (2) 6" x 30" Blades		<b>010200</b>	<b>011200</b>
Post System with Stop Sign & (2) 9" x 36" Blades	 For use on higher volume, conventional roads with Speed Limits over 25 MPH	<b>010150</b>	<b>011150</b>
Post System with (2) 9" x 36" Blades		<b>010250</b>	<b>011250</b>
Traffic Sign Package Options		Standard Ground Mount Package Codes	Special Ground Mount* Package Codes
Post System with 30" STOP Sign		<b>010300</b>	<b>011300</b>
Post System with 36" YIELD Sign		<b>010400</b>	<b>011400</b>
Post System with 30" Warning Sign <i>(Specify MUTCD Sign Code)</i>		<b>010500</b>	<b>011500</b>
Post System with 24" x 30" SPEED LIMIT Sign <i>(Specify Speed)</i>		<b>010650</b>	<b>011650</b>
Post System with 12" x 18" Parking Sign <i>(Specify Sign Legend)</i>	  	<b>010700</b>	<b>011700</b>

\*Specify Special Ground Mount

ITEM CODE	Ground Type
RPORZVR1P330RNC	New Concrete
RPORZVR330R	Soft Soil
RPORZVR330RC	Existing Concrete
OPOR3ASMWBK	Surface Mount Welded Plate



Available in Post Sizes



# PRE-DESIGNED PACKAGE COMPONENTS

# CLARKSDALE





Package Post come in pre-determined 10', 12' or 14' length that ensure the signs meet Federal mounting height requirements.

**3" Round Fluted Aluminum Post**  
**OPOR3AF(XX)125BK**



**Post Base**  
**OPOZBR3SB33BK**

**Post System**

The Post Base Slipover Cover is a clever one piece design that fits the **OPOZBR3SB33BK** base. Covers the exposed hardware of a Surface Mount Welded Plate.

**ADD ON!** Sold Separately from packages.  
**OPOZBRZUNBK**



(Sign brackets include black set screws)

**5.5" Crosspiece**  
**OSIZ1CRP990FBK**



**5.5" Round Post Cap**  
**OSIZ1R3P993FBK**



**12" Crosspiece**  
**OSIZ1CRJ412CFBK**



**12" Round Post Cap**  
**OSIZ1R3J412RFBK**

**Sign Brackets**




**Round Post Anchor Plate**  
**BA080APLATE238**  
(keeps post from rotating)



**Self Tapping Metal Screw**  
**RH141HEX**  
(2 screws included in package)

**Standard Ground Mount**



**RPORZVR1P330RNC**  
New Concrete

**RPORZVR330R**  
Soft Soil

**RPORZVR330RC**  
Existing Concrete

**Breakaway Mount**



**OPOR3ASMWBK**  
Surface Mount Welded Plate

**Surface Mount**



**Closure Cap**  
**OPOZFR3CPCLCAP30BK**  
for Traffic Sign Post System  
(includes black set screws)

**Closure Cap**

Sign Blades **M2AH(X)D0630SBM42N** - 6" x 30"  
Sign Blades **M2AH(X)D0936SBM63N** - 9" x 36"  
Double-Sided | White HIP  
(2 sign blades included in package)  
**Choose Standard Color Scheme (X)**

☐ (A) **White on Green**

☐ (B) **White on Blue**

☐ (C) **White on Brown**

☐ (D) **Black on White**


☐ (E) **White on Black**

**Sign Blades**




**Decorative Top Finial**  
**OPOZF1317FBK**  
(includes black set screw)


**Decorative Top Finial**




**30" x 30"**  
**STOP Sign**  
**S3030R11HA**  
HIP Sheeting




**36" x 36" x 36"**  
**YIELD Sign**  
**S3636R12HA**  
HIP Sheeting



**30" x 30"**  
**Warning Sign**  
**S3030(XXX)HA**  
HIP Sheeting  
*\*Specify Legend*



**24" x 30"**  
**SPEED LIMIT Sign**  
**S2430R21(XX)HA**  
HIP Sheeting  
*\*Specify Speed*




**12" x 18"**  
**Parking Sign**  
**S1218(XXXX)HA**  
HIP Sheeting  
*\*Specify Legend*

**Traffic Signs**




**U-Bolt Clamps**  
**OTSBZR3UBCLAMP3BK**  
(Set of 2 included in each package for mounting traffic sign to post)


**U-Bolt Clamps**




**30" x 30"**  
**Laminate Vinyl Backer**  
**OTSBL3030BK**




**36" x 36" x 36"**  
**Laminate Vinyl Backer**  
**OTSBL3636BK**



**30" x 30"**  
**Laminate Vinyl Backer**  
**OTSBL3030BK**



**24" x 30"**  
**Laminate Vinyl Backer**  
**OTSBL2430BK**



**12" x 18"**  
**Laminate Vinyl Backer**  
**OTSBL1218BK**

**Traffic Sign Backers**



**RH141HEXSETTER**  
Driver For Self-Tapping Screws

**Installation Tools**  
**SOLD Separately**



**RHBSKT100**  
Allen Wrench Tool  
For Set Screws

# PRE-DESIGNED PACKAGES



# TUPELO

The Tupelo Packages are the only packages that utilize a Square Post, plus Sign Panel Brackets and Deluxe Pyramid Caps to create a unique Wing Bracket Mount Package. The Sign Panel Bracket allows Wing Mounting or Double Post and Panel Mounting options.










*Pre-designed packages save time and money.*

*NOTE: All Signs come standard with High Intensity Prismatic (HIP) sheeting. All Street Name Signs come standard as a Flat, Double-Faced Sign Blade. Bases, Posts, Brackets and Hardware are powder coated semi-gloss black for an elegant look.*



*\*Specify Special Ground Mount*

ITEM CODE	Ground Type
RPOSZVS3400S	Soft Soil
OPOR3ASMWBK	Surface Mount Welded Plate

4-Way Intersection Package Options		Standard Ground Mount Package Codes	Special Ground Mount* Package Codes
Post System with Stop Sign & (2) 6" x 30" Blades	 For use on low volume roads with Speed Limits of 25 MPH or less	<b>O60100</b>	<b>O61100</b>
Post System with (2) 6" x 30" Blades		<b>O60200</b>	<b>O61200</b>
Post System with Stop Sign & (2) 9" x 30" Blades	 For use on higher volume, conventional roads with Speed Limits over 25 MPH	<b>O60150</b>	<b>O61150</b>
Post System with (2) 9" x 30" Blades		<b>O60250</b>	<b>O61250</b>
Traffic Sign Package Options		Standard Ground Mount Package Codes	Special Ground Mount* Package Codes
Post System with 30" STOP Sign		<b>O60300</b>	<b>O61300</b>
Post System with 36" YIELD Sign		<b>O60400</b>	<b>O61400</b>
Post System with 30" Warning Sign (Specify MUTCD Sign Code)		<b>O60500</b>	<b>O61500</b>
Post System with 24" x 30" SPEED LIMIT Sign (Specify Speed)		<b>O60650</b>	<b>O61650</b>
Post System with 12" x 18" Parking Sign (Specify Sign Legend)	  	<b>O60700</b>	<b>O61700</b>





## TUPELO



3" Smooth  
Square Aluminum Post  
**OPOS3A(XX)125BKPO**

Package Posts come in pre-determined 10', 12' or 14' lengths that ensure your signs meet the Federal mounting height requirements.



Post Base  
**OPOZBS35BQ13BK**

## Post System



Sign Panel Brackets  
**OSIZ5SPS3BK**  
(2 brackets and black set screws included in package)

## Sign Brackets



Galvanized  
Anchor Plate  
**BA080APLATEUCH**  
(keeps post from rotating)



Self Tapping  
Metal Screw  
**RH141HEX**  
(2 screws included in package)

## Standard Ground Mount



**RPOSZVS3400S**  
Soft Soil

## Breakaway Mount



**OPOR3ASMWBK**  
Surface Mount  
Welded Plate

## Surface Mount

Utilize the versatile sign panel brackets to mount larger signs between square posts. The possibilities are endless, see pages 30-31 for an overview of the Comprehensive Branding Program.

Sign Blades **OSISJHWH(X)** - 6" x 30"  
Sign Blades **OSISCHWH(X)** - 9" x 30"  
Double-Sided | White HIP | .125" thick aluminum\*  
(2 sign blade sets included in package)

**Choose Standard Color Scheme (X)**

**\*Note:** Tupelo Packages utilize .125" aluminum street name signs. The extra thickness keeps long blades sturdy even in high winds.



## Sign Blades



Deluxe Pyramid Cap  
**OPOZF53DP3BK**

## Finial



30" x 30"  
STOP Sign  
**S3030R11HA**  
HIP Sheeting



36" x 36" x 36"  
YIELD Sign  
**S3636R12HA**  
HIP Sheeting



30" x 30"  
Warning Sign  
**S3030(XXX)HA**  
HIP Sheeting  
*\*Specify Legend*



24" x 30"  
SPEED LIMIT Sign  
**S2430R21(XX)HA**  
HIP Sheeting  
*\*Specify Speed*




12" x 18"  
Parking Sign  
**S1218(XXXX)HA**  
HIP Sheeting  
*\*Specify Legend*

## Traffic Signs




U-Bolt Clamps  
**OTSBSZ3UBCLAMPBK**  
(Set of 2 included in each package for mounting traffic sign to post)


## U-Bolt Clamps



30" x 30"  
Laminate Vinyl Backer  
**OTSBL3030BK**



36" x 36" x 36"  
Laminate Vinyl Backer  
**OTSBL3636BK**



30" x 30"  
Laminate Vinyl Backer  
**OTSBL3030BK**



24" x 30"  
Laminate Vinyl Backer  
**OTSBL2430BK**



12" x 18"  
Laminate Vinyl Backer  
**OTSBL1218BK**

## Traffic Sign Backers

Installation Tools  
SOLD Separately

The allen wrench can be used to tighten the 2 bracket set screws.

**RHBSSKT100**  
Allen Wrench Tool  
For Set Screws



# PRE-DESIGNED PACKAGES

## MERIDIAN

The Meridian Packages utilize Sign Panel Brackets and Deluxe Dome Caps to create a unique Wing Bracket Mount Package. The Sign Panel Bracket allows Wing Mounting or Double Post and Panel Mounting options.










*Pre-designed packages save time and money.*

**NOTE:** All Signs come standard with High Intensity Prismatic (HIP) sheeting. All Street Name Signs come standard as a Flat, Double-Faced Sign Blade. Bases, Posts, Brackets and Hardware are powder coated semi-gloss black for an elegant look.



*\*Specify Special Ground Mount*

ITEM CODE	Ground Type
RPORZVR1P330RNC	New Concrete
RPORZVR330R	Soft Soil
RPORZVR330RC	Existing Concrete
OPOR3SSMWBK	Surface Mount Welded Plate

4-Way Intersection Package Options		Standard Ground Mount Package Codes	Special Ground Mount* Package Codes
Post System with Stop Sign & (2) 6" x30" Blades	 For use on low volume roads with Speed Limits of 25 MPH or less	O50100	O51100
Post System with (2) 6" x 30" Blades		O50200	O51200
Post System with Stop Sign & (2) 9" x 30" Blades	 For use on higher volume, conventional roads with Speed Limits over 25 MPH	O50150	O51150
Post System with (2) 9" x 30" Blades		O50250	O51250
Traffic Sign Package Options		Standard Ground Mount Package Codes	Special Ground Mount* Package Codes
Post System with 30" STOP Sign		O50300	O51300
Post System with 36" YIELD Sign		O50400	O51400
Post System with 30" Warning Sign (Specify MUTCD Sign Code)		O50500	O51500
Post System with 24" x 30" SPEED LIMIT Sign (Specify Speed)		O50650	O51650
Post System with 12" x 18" Parking Sign (Specify Sign Legend)	  	O50700	O51700

Available in Post Sizes






# PRE-DESIGNED PACKAGE COMPONENTS









# MERIDIAN









 <p>Package Posts come in pre-determined 10', 12' or 14' lengths that ensure your signs meet the Federal mounting height requirements.</p> <p><b>3" Round Steel Post</b> <b>OPOR3S(XX)14BKP0</b></p>  <p><b>Post Base</b> <b>OPOZBR38397ABK</b></p>	<b>Post System</b>	 <p><b>Sign Panel Brackets</b> <b>OSISZSPR3BK</b> (2 brackets and black set screws included in package)</p>	 <p>Utilize 4 sign panel brackets to mount a larger sign panel between 2 sign posts.</p>
---	--------------------	--	---

 <p><b>Round Post Anchor Plate</b> <b>BA080APLATE238</b> (keeps post from rotating)</p>  <p><b>Self Tapping Metal Screw</b> <b>RH141HEX</b> (2 screws included in package)</p>	<b>Standard Ground Mount</b>	 <p><b>RPORZVR1P330RNC</b> New Concrete <b>RPORZVR330R</b> Soft Soil <b>RPORZVR330RC</b> Existing Concrete</p>	 <p><b>Surface Mount</b> <b>OPOR3SSMWBK</b> Surface Mount Welded Plate</p>	 <p><b>Deluxe Dome</b> <b>OPOZFR3DD3BK</b></p>
--	------------------------------	---	--	---

<p>Sign Blades <b>OSISJHWH(X)</b> - 6" x 30" Sign Blades <b>OSISCHWH(X)</b> - 9" x 30" Double-Sided   White HIP   .125" thick aluminum* (2 sign blade sets included in package) <b>Choose Standard Color Scheme (X)</b></p> <p><i>*Note: Meridian Packages utilize .125" aluminum street name signs. The extra thickness keeps long blades sturdy even in high winds.</i></p>	(A) 	(B) 	 <p><b>U-Bolt Clamps</b> <b>OTSBR3UBCLAMP3BK</b> (Set of 2 included in each package for mounting traffic sign to post)</p>
	(C) 	(D) 	

 <p><b>30" x 30"</b> <b>STOP Sign</b> <b>S3030R11HA</b> HIP Sheeting</p>	 <p><b>36" x 36" x 36"</b> <b>YIELD Sign</b> <b>S3636R12HA</b> HIP Sheeting</p>	 <p><b>30" x 30"</b> <b>Warning Sign</b> <b>S3030(XXX)HA</b> HIP Sheeting <i>*Specify Legend</i></p>	 <p><b>24" x 30"</b> <b>SPEED LIMIT Sign</b> <b>S2430R21(XX)HA</b> HIP Sheeting <i>*Specify Speed</i></p>	 <p><b>12" x 18"</b> <b>Parking Sign</b> <b>S1218(XXXX)HA</b> HIP Sheeting <i>*Specify Legend</i></p>	<p><b>Traffic Signs</b></p>
<p><b>Installation Tools</b> <i>SOLD Separately</i></p> <p>The allen wrench can be used to tighten the 2 bracket set screws.</p> <p><b>RHBSSKT100</b> Allen Wrench Tool For Set Screws</p> 					

























 <p><b>30" x 30"</b> <b>Laminated Vinyl Backer</b> <b>OTSBL3030BK</b></p>	 <p><b>36" x 36" x 36"</b> <b>Laminated Vinyl Backer</b> <b>OTSBL3636BK</b></p>	 <p><b>30" x 30"</b> <b>Laminated Vinyl Backer</b> <b>OTSBL3030BK</b></p>	 <p><b>24" x 30"</b> <b>Laminated Vinyl Backer</b> <b>OTSBL2430BK</b></p>	 <p><b>12" x 18"</b> <b>Laminated Vinyl Backer</b> <b>OTSBL1218BK</b></p>	<p><b>Traffic Sign Backers</b></p>
 <p>Utilize the versatile sign panel brackets to mount smaller signs between 2-3/8" posts. The possibilities are endless, see pages 30-31 for an overview of the Comprehensive Branding Program.</p> <p>2025   Catalog# 18</p>					



# Facility Signs



Made from .040" aluminum with a non-reflective finish, and corner holes for wall mount.

 ISS0710A230	 ISS0710A231	 ISS0710A232	 ISS0710A233	 ISS0710A234	 ISS0710A235	 ISS0710A220	 ISS1014A211
 ISS1410A225	 ISS1410A226	 ISS1410A227	 ISS0424A215			 ISS0424A216	 ISS0424A217
 ISS1410A204	 ISS1410A205	 ISS1410A206	 ISS1410A203	 ISS1014A212			 ISS1014A210
 ISS1410A207	 ISS1410A200	 ISS1410A201	 ISS1410A202				

Made from .040" aluminum with a non-reflective finish, and 6 pre-punched holes included.

 ISS2014AP401	 ISS2014AP402	 ISS2014AP403	 ISS2014AP404	 ISS2014AP405	 ISS2014AP406	 ISS2014AP407
 ISS2014AP408	 ISS2014AP409	 ISS2014AP410	 ISS2014AP411	 ISS2014AP412	 ISS2014AP413	 ISS2014AP414
 ISS2014AP415	 ISS2014AP416	 ISS2014AP417	 ISS2014AP418	 ISS2014AP419	 ISS2014AP420	 ISS2014AP421

## Floor Truss & FDC Signs



Go to [www.cpcsigns.com](http://www.cpcsigns.com) to find more Special Legends for Jobsite, Building & Facility Signs.

## Powerline Signs

Made from .080" aluminum with Reflective Sheeting, and 2 holes for wall or post mount.

 ISSFTRR1206HA	 ISSFDCS0101812HA ISSFDCS0102418HA	 ISSFDCS0201812HA ISSFDCS0202418HA	 ISSFDCS0301812HA ISSFDCS0302418HA	 ISSFDCS0401812HA ISSFDCS0402418HA	 ISSFDCS0801818HA	 ISSJHEO1003030HA ISSJHEO1003636HA	 ISSJHEO1103030HA ISSJHEO1103636HA
 ISSFTRR1206HA	 ISSFDCS0501812HA ISSFDCS0502418HA	 ISSFDCS0601812HA ISSFDCS0602418HA	 ISSFDCS0011812HA ISSFDCS0012418HA	 ISSFDCS0701812HA ISSFDCS0702418HA	 ISSJHEO2003636(3/D)AC ISSJHEO2004848(3/D)AC	 ISSJHEO1603030HA ISSJHEO1603636HA	
 ISSFTRF1206HA							



**10" Wall Mount Bracket**  
BISS90BRKT

Bent at a 90° Angle for 14"x10" Sign with Industrial Safety Punch and Radius.

**POSTED**  
**No Trespassing Signs**

S1209P409H

- 12 1/4" Wide
- High Intensity Prismatic Sheeting

S1209P410H

- 2 Nail Holes For Easy Mounting

**Product Code Explanation**

**ISS 1410 X # XXXX**

- Industrial Safety Code
- Legend Code 79 available
- Choose Header 1, 2, 3, 4, or 5 Specify when ordering

14" x 10" sign 10" x 7" & 20" x 14" also available

A - .040" Non-Reflective Aluminum  
S - Vinyl Stick on Decal

# 14" x 10" OSHA Signs

OSHA signs are available on non-reflective .040" aluminum (A) or stick on decal (S) material.

ISS1410 (A or S) 1(XXXX)

ISS1410(A or S) 2(XXXX)

ISS1410(A or S) 3(XXXX)

ISS1410 (A or S) 4 (XXXX)

ISS1410 (A or S) 5(XXXX)

Match a Header above with a Legend below:

Code	Legend	Code	Legend
0010	ACETYLENE	0420	HOT
0020	ACID	0430	KEEP AISLES CLEAR
0030	AMMONIA	0440	KEEP GATE CLOSED
0040	ASBESTOS - CANCER & LUNG DISEASE HAZARD - AUTHORIZED PERSONNEL ONLY - RESPIRATORS & PROTECTIVE CLOTHING	0450	KEEP THIS AREA CLEAN
0050	AUTHORIZED PERSONNEL ONLY	0460	KEEP THIS DOOR CLOSED
0060	BE CAREFUL	0470	KEEP THIS PLACE CLEAN AND ORDERLY
0070	BURIED CABLE	0480	LOW HEADROOM
0080	CAUSTIC	0490	NO ADMITTANCE
0090	CHEMICAL STORAGE AREA, KEEP OUT	0500	NON-POTABLE WATER - NOT FOR DRINKING OR COOKING USE
0110	CHLORINE	0510	NO SMOKING
0120	CONSTRUCTION AREA	0520	NO SMOKING BEYOND THIS POINT
0130	CRANE WORKING OVERHEAD	0530	NO SMOKING MATCHES OR OPEN FLAME
0140	DIESEL FUEL	0540	NO SMOKING OXYGEN IN USE
0150	DO NOT BLOCK DOOR	0550	NO TRESPASSING
0160	DO NOT ENTER	0560	OPEN HOLE
0170	DO NOT ENTER UNLESS WEARING SAFETY EQUIPMENT	0570	OPEN PIT
0180	DO NOT LIFT MORE THAN YOU ARE ABLE	0580	OUT OF ORDER
0190	DO NOT OPERATE MACHINERY WITHOUT GUARDS	0590	POISON
0200	EAR PROTECTION REQUIRED BEYOND THIS POINT	0600	POISON GAS
0210	EAR PROTECTION REQUIRED IN THIS AREA	0610	REPORT ALL ACCIDENTS NO MATTER HOW SMALL TO YOUR FOREMAN
0220	EMERGENCY SHOWER	0620	REPORT ALL UNSAFE CONDITIONS TO YOUR FOREMAN
0230	EMERGENCY SHOWER/EYEWASH	0630	RESPIRATORS REQUIRED IN THIS AREA
0240	EXPLOSIVE GAS NO SMOKING	0640	RESTRICTED AREA
0250	EXPLOSIVES	0650	SLIPPERY WHEN WET
0260	EYE AND EAR PROTECTION MUST BE WORN IN THIS AREA	0660	STEP DOWN
0270	EYE PROTECTION REQUIRED BEYOND THIS POINT	0670	STEP UP
0280	EYE PROTECTION REQUIRED IN THIS AREA	0680	SULFURIC ACID
0290	EYEWASH FOUNTAIN HERE	0690	THE SAFE WAY IS THE BEST WAY
0300	FLAMMABLE	0700	THERE IS NO SUBSTITUTE FOR SAFETY
0310	FLAMMABLE GAS	0710	THIS MACHINE STARTS AUTOMATICALLY
0320	FLAMMABLE LIQUIDS	0720	USE HANDRAIL
0330	FLAMMABLE MATERIAL NO SMOKING	0730	WALK, DON'T RUN
0340	FLOOR SLIPPERY WHEN WET	0740	WATCH OUT FOR FORKLIFT TRUCKS
0350	FOOT PROTECTION REQUIRED BEYOND THIS POINT	0750	WATCH YOUR STEP
0360	GASOLINE	0760	WEAR GOGGLES, RUBBER GLOVES, AND APRON WHILE HANDLING ACIDS OR CAUSTICS
0370	HARD HAT AREA	0770	WEAR GOGGLES WHILE USING THIS MACHINE
0380	HARD HAT PROTECTION REQUIRED BEYOND THIS POINT	0780	WET FLOOR
0390	HAZARDOUS MATERIAL STORAGE AREA	0790	WHEELS MUST BE CHOCKED WHEN LOADING OR UNLOADING
0400	HIGH PRESSURE GAS LINE		
220	HIGH VOLTAGE		
0410	HIGH VOLTAGE KEEP OUT		

**79 STANDARD LEGENDS AVAILABLE**

# U-Channel Posts

U-CHANNEL SQUARE ROUND UNIVERSAL



Black Semi-Gloss Powder Painted items are available in 20 additional standard colors by custom ordering. Call for details.


**Quick Tip**  
Increase safety with time-tested HI-VIZ Conspicuity Yellow




NOTE: Posts taller than 8' must ship truck line.

**P** Ideal for Parking Lots

## U-Channel Posts

- ◆ Most popular and widely used post system.
- ◆ Manufactured from high tensile steel using recycled railroad tracks.
- ◆ Green posts are typically used in rural areas.
- ◆ Galvanized posts are more popular for use in urban areas.
- ◆ Powder painted posts are used for a decorative look in cities, towns, businesses, parks and recreation areas.
- ◆ Semi-gloss black powder coat is available as standard option.
- ◆ Use compatible breakaway systems, brackets, bases, caps & finials to personalize and complete your system.




Substrate	Color	Length	Weight/Foot	ITEM CODE	Post Punch
 <p><b>Punched Galvanized Steel Post</b></p>	Silver	3.5FT	2LB	RPOCG0352*	*Base posts for breakaway feature.  Posts are punched full length with 3/8" holes on 1" centers.
		6FT	1.12LB Delineator	RPOCG061	
		7FT	1.12LB Delineator	RPOCG071	
		6FT	2LB	RPOCG062	
		8FT	2LB	RPOCG082	
		9FT	2LB	RPOCG092	
		10FT	2LB	RPOCG102	
		12FT	2LB	RPOCG122	
		12FT	3LB	RPOCG123	
		14FT	3LB	RPOCG143	
Substrate	Color	Length		ITEM CODE	Post Punch
 <p><b>Punched Painted Steel Post</b></p>	Painted Green	3.5FT	2LB	RPOCP0352*	*Base posts for breakaway feature.  Posts are punched full length with 3/8" holes on 1" centers.
		6FT	1.12LB Delineator	RPOCP061	
		6FT	2LB	RPOCP062	
		7FT	2LB	RPOCP072	
		8FT	2LB	RPOCP082	
		10FT	2LB	RPOCP102	
		12FT	2LB	RPOCP122	
Substrate	Color	Length		ITEM CODE	Post Punch
 <p><b>Punched Powder Painted Steel Post</b></p>	Silver	3.5FT	2LB	RPOCG0352*	*Base posts for breakaway feature.  Posts are punched full length with 3/8" holes on 1" centers.
	Powder Painted Black	6FT	2LB	OPOZARPOCP062BK	
		8FT	2LB	OPOZARPOCP082BK	
		10FT	2LB	OPOZARPOCP102BK	
		12FT	2LB	OPOZARPOCP122BK	
		12FT	3LB	OPOZARPOCP123BK	



# U-Channel Post Anchors & Break-A-Way Systems

## Safety Splice System



- ◆ Ingeniously simple design by Chicago Heights Steel.
- ◆ FHWA & AASHTO approved.
- ◆ Two special bolts & spacers join base post to top post.

Description	Couples Anchor to Post	ITEM CODE
Safety Splice System	<b>1 to 4 lbs</b>	<b>RPOCZSAFETYSPLICE</b>

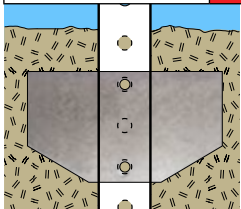


## Snap'n Safe Surface Mount



- ◆ Made of cast gray iron, and withstands winds of 120 mph.
- ◆ EASY INSTALLATION: Simply drill (3) holes in concrete using the base as guide. Secure coupler to concrete with (3) bolts. Attach sign post with (2) bolts.
- ◆ Installation hardware included.

Description	Couples Anchor to Post	Color	ITEM CODE
Snap'n Safe Surface Mount for U-Channel Posts	<b>2 to 4 lbs</b>	<b>Silver</b>	<b>RPOCZSMUSNAPNSAFE</b>



## Anchor Plate



- ◆ Galvanized anchor plate keeps post firmly in place.

Description	Fits Post Size	ITEM CODE
Anchor Plate Size: 7" x 4" Weight: 0.5 lbs	<b>2 to 4 lbs</b>	<b>BA080APLATEUCH</b>



## Sign Savers



Installing 3" x 3" Sign Savers between the sign and u-channel post or between sign and a chain link fence prevents bending of signs from over tightening.



Description	Fits Post Type	ITEM CODE
Sign Saver	<b>U-Channel</b>	<b>BA080SAVER</b>
Complete Hardware Packages include all Hardware and Sign Savers necessary to mount sign(s) to chain link fences.		<b>RH0112PSV01</b> 1 sign to fence
		<b>RH0112PSV10</b> 10 signs to fence



## Surface Mount Post Anchor

Easy to install with Anchor Bolts (sold separately)  
6" U-Post Sleeve | Base Plate: 10" x 10" x 1/4"



Fits Post Type	Color	ITEM CODE
<b>2 to 3 lbs U-Channel</b>	<b>Silver</b>	<b>RPOCZSMUPOSTANCHOR</b>
	<b>Powder Painted Black</b>	<b>OPOZARPOCPSMPABK</b>



## Lap Splice System

- ◆ Economical breakaway system by Marion Steel.
- ◆ FHWA & AASHTO approved.
- ◆ Two special bolts & spacers join base post to top post.

Description	Couples Anchor to Post	Color	ITEM CODE
Lap Splice System Size: 3/8" x 3/4" x 5"	<b>2 to 2½ lbs</b>	<b>Silver</b>	<b>RPOCZLAPSPLICE</b>
Lap Splice System Size: 1/2" x 3/4" x 5"	<b>3 to 4 lbs</b>	<b>Gold</b>	<b>RPOCZLAPSPLICEG</b>



## Snap'n Safe Coupler



- ◆ Made of cast gray iron, and withstands winds of 120 mph.
- ◆ EASY INSTALLATION: Simply insert Coupler in anchor and bottom of sign post and assemble with (4) bolts.
- ◆ Installation hardware included.

Description	Couples Anchor to Post	Color	ITEM CODE
Snap'n Safe Coupler for U-Channel Posts	<b>2 to 4 lbs</b>	<b>Silver</b>	<b>RPOCZSNAPNSAFE</b>

## Anchor Screws



Description	Size	For Surface Types	Color	ITEM CODE
Surface Mount Anchor Screw	1/2" x 4"	<b>Concrete</b>	<b>Silver</b>	<b>RHMSCA1240</b>
	3/8" x 2-1/2"			<b>RHMSCA3825</b>
	3/8" x 4"	<b>Asphalt</b>		<b>RHMSCA3840</b>



## Surface Mount Breakaway Bases



Universal Stub for Round, U-Channel and Square Post

Description	Fits Post Type	Color	ITEM CODE
15" Diameter Surface Mount Breakaway Base	<b>up to 2# U-Channel</b>	<b>Silver</b>	<b>RPOGPBSB100</b>
Replacement Stub	<b>2-3/8" Round</b>		<b>RPOGPBSB100ZRS</b>
15" Diameter Surface Mount Breakaway Base	<b>1.75" to 2" Square</b>	<b>Powder Painted Black</b>	<b>OPOZEUGPBSB100BK</b>
Replacement Stub			<b>OPOZEUGPBSB100ZRSBK</b>

# U-Channel Post Brackets

U-CHANNEL SQUARE ROUND UNIVERSAL



## 5 1/2" 90°/180° Caps



- 5-1/2" slot includes hardware for (F) Flat up to .125" or (X) Extruded sign blades.



- Standard aluminum brackets are designed for street name sign blades up to 6" tall; typically used in areas with speed limits of 25 MPH or under.



Description	Fits Post Type	Color	ITEM CODE
5-1/2" 90° Cap	U-Channel	Silver	RPB91U(F/X)-OL90 (50/BOX)
		Powder Painted Black	OSIZ1U90P91U(F/X)OLBK
5-1/2" 180° Cap		Silver	RPB91U(F/X)-NU180 (50/BOX)
		Powder Painted Black	OSIZ1U180P91U(F/X)NUBK



## 5 1/2" Crosspieces



- 5-1/2" slot includes hardware for (F) Flat up to .125" or (X) Extruded sign blades.
- Use the aluminum crosspieces to stack signs at roadway intersections.



Description	For Post Type	Color	ITEM CODE
5-1/2" Crosspiece	Universal	Silver	RPB990(F/X) (50/BOX)
		Powder Painted Black	OSIZ1CRP990(F/X)BK



## 4" Cross Separators Adjustable 45° or 180°



- 4" slot includes hardware for (F) Flat up to .125" or (X) Extruded sign blades.
- Use the aluminum cross separator to stack signs at roadway intersections.



Description	For Post Type	Color	ITEM CODE
Aluminum 45° or 180° Cross Separator	Universal	Silver	RPB457(F/X) (100/BOX)
		Powder Painted Black	OSIZ1CRP457(F/X)BK



## Jumbo 90°/180° Caps

- 12" slot includes hardware for (F) Flat up to .125" or (X) Extruded sign blades.
- We recommend Jumbo Brackets for signs larger than 9" high x 30" long.



90° Cap



180° Cap

Description	Fits Post Type	Color	ITEM CODE
12" Jumbo 90° Cap	U-Channel	Silver	RPB412U(F/X)OL90 (30/BOX)
		Powder Painted Black	OSIZ1U90J412U(F/X)OLBK
12" Jumbo 180° Cap		Silver	RPB412U(F/X)NU180 (30/BOX)
		Powder Painted Black	OSIZ1U180J412U(F/X)NUBK



## Jumbo Crosspiece



- Use these aluminum crosspieces to stack signs at roadway intersections.
- 12" slot includes hardware for (F) Flat up to .125" or (X) Extruded sign blades.
- We recommend Jumbo Brackets for signs larger than 9" high x 30" long.



Description	For Post Type	Color	ITEM CODE
12" Jumbo Crosspiece	Universal	Silver	RPB412C(F/X) (10/BOX)
		Powder Painted Black	OSIZ1CRJ412C(F/X)BK



## Decorative Sign Top Finial

Description	Fits Post Type	Color	ITEM CODE
Decorative Sign Top Finial	Universal	Silver	RPBM317(F/X)
		Powder Painted Black	OPOZF1317(F/X)BK



Black Semi-Gloss Powder Painted items are available in 20 additional standard colors by custom ordering. Call for details.

2025 | Catalog#18



Increase safety with time-tested HI-VIZ Conspicuity Yellow



## Bracket Set Screws & Tools



- Secure street name sign to sign brackets.
- An Allen Wrench Tool required to install set screws.

Description	Color	ITEM CODE
5/16" Standard Set Screw (100/BOX)	Silver	RHB5SK56
5/16" Center Pin Set Screw (100/BOX)		RHBPRP38
5/16" Stainless Steel Set Screw (100/BOX)		RHBSSK56
Stainless Steel Set Screw (single)	Black Zinc	OZHRHBS56BLACK
Stainless Steel Set Screw (3 pack)		OZHRHBS56BLACKPK
T-Style Allen Wrench Tool for Set Screws		RHBSSKT100
L-Style Allen Wrench Tool for Set Screws		RHBSSKF100



## Vandal Resistant Bolts & Tool



Description	ITEM CODE
Button Head Vandal Resistant Bolt 5/16" x 3/4" (100/Box)	RHBHP76
12 Point Vandal Resistant Bolt 5/16" x 1/2" (100/Box)	RHBVPA12
12 Point Tool for RHBVPA12	RHBVPA12T43

## Cherry-Mate Rivets & Rivet Gun



Cherry-Mate Rivets



Rivet Gun

Description	Fits Post Size	ITEM CODE
#18 Cherry-Mate Rivet	1.12 lbs	RHRBALM8BP18
#26 Cherry-Mate Rivet	2 lbs	RHRBALM8BP26
#30 Cherry-Mate Rivet	2½ lbs	RHRBALM8BP30
#34 Cherry-Mate Rivet	3 to 4 lbs	RHRBALM8BP34
Rivet Gun		RHRBALMGUN

**Quick Tip**



**Sheeting Protection Tip**

Protect your sign's prismatic sheeting with Nylon Washers to help maintain the manufacturer warranty.



RHW516NYLON  
5/16"  
Nylon Washer

## Semi-Custom Hardware Systems



## Pre-Packaged Hardware

Make aluminum sign installation easy by using one of our semi-customized hardware systems. Choose a bolt, nut and washer style in each system to create your own semi-custom packages. *Typically Sold in Boxes of 100*

Make aluminum sign installation easy by using one of our hardware packages. Each package is pre-sized to ensure adequate fit to the post.

Standard System 	Vandal Resistant System 	Tufnut Vandal Resistant System 	Special System Optional Washer & Nuts for Semi-Custom Systems	Econo Hexhead Packages 	Vandal Resistant Packages	Vandal Resistant Packages 
 <b>RHB51625H</b> 5/16" x 2-1/2" Zinc Hex Bolt	 <b>RHB51625OW</b> One-Way Tamper Bolt 5/16" x 2-1/2"	 <b>RHTB3</b> 5/16" x 3"	 <b>RHN516FLUTEDA</b> 5/16" Fluted Tamper Resistant Nut	 Package for mounting signs to <b>1.12# delineator posts</b> <b>RH0112E01</b> 1 sign to post <b>RH0112E10</b> 10 signs to posts	 Package for mounting signs to <b>1.12# delineator posts</b> <b>RH0112V01</b> 1 sign to post <b>RH0112V10</b> 10 signs to posts	 Package for mounting signs to <b>1.12# delineator posts</b> <b>RH0112PSV01</b> 1 sign to post <b>RH0112PSV10</b> 10 signs to posts
 <b>RHW516NYLON</b> 5/16" Nylon Washer	 <b>RHB51625C</b> 5/16" x 2-1/2" <b>RHB51630CAT</b> 5/16" x 3" Zinc Carriage Bolt	 <b>RHTB25</b> 5/16" x 2-1/2" Tuf Bolt	 <b>RHTN31</b> 5/16" Tufnut	 Package for mounting signs to <b>2-3# u-channel posts</b> <b>RH023E01</b> 1 sign to post <b>RH023E10</b> 10 signs to posts	 Package for mounting signs to <b>2-3# u-channel posts</b> <b>RH023V01</b> 1 sign to post <b>RH023V10</b> 10 signs to posts	 Package for mounting signs to <b>2-3# u-channel posts</b> <b>RH023PSV01</b> 1 sign to post <b>RH023PSV10</b> 10 signs to posts
 <b>RHW516LOC</b> 5/16" Zinc Lock Washer	 <b>RHW516NYLON</b> 5/16" Nylon Washer	 <b>RHW516NYLON</b> 5/16" Nylon Washer	 <b>RHW516</b> 5/16" Zinc Washer			
 <b>RHN516</b> 5/16" Zinc Nut	 <b>RHN516VPA</b> - Econo 5/16" Breakaway Vandal Proof Nut <b>RHN516VPAPREMIUM</b> 5/16" Breakaway Vandal Proof Nut Made In The U.S.A.	 <b>RHTN31</b> 5/16" Tufnut	 <b>RHN516FLUTEDT2</b> Tool For Fluted Nut			




# Round Posts

U-CHANNEL SQUARE ROUND UNIVERSAL



Black Semi-Gloss Powder Painted items are available in 20 additional standard colors by custom ordering. Call for details.

**Quick Tip**  
Increase safety with time-tested HI-VIZ Conspicuity Yellow



- ◆ Round Posts are commonly used for a decorative look.
- ◆ 2-3/8" O.D. round posts are good for small sign installation projects.
- ◆ 3" O.D. and 4" O.D. round posts are ideal for larger projects.
- ◆ Available in steel or aluminum and smooth or fluted styles.
- ◆ Semi-gloss black powder coat is available as standard option.
- ◆ Use compatible breakaway systems, brackets, bases, caps & finials to personalize and complete your system.

**NOTE: POSTS TALLER THAN 8' MUST SHIP TRUCK LINE.**

Substrate	Size	Wall Thickness	Color	Length	ITEM CODE	Bracket Holes
	<b>2 3/8" O.D.</b>	16 Gauge (.065")	Silver	10' (120")	RPORG10	NONE
				12' (144")	RPORG12	
	<b>2 3/8" O.D.</b>	16 Gauge (.065")	Powder Painted Black	10' (120")	OPOZARPOR10BK	
				12' (144")	OPOZARPOR12BK	
Substrate	Size	Wall Thickness	Color	Length	ITEM CODE	Bracket Holes
	<b>3" O.D.</b>	14 Gauge (.0785")	Powder Painted Black	10' (120")	OPOR3S1014BK(XX)	(XX) No Holes (P0) or 8 Holes* = (P) (P2) (P3)
				12' (144")	OPOR3S1214BK(XX)	
				14' (168")	OPOR3S1414BK(XX)	
	<b>3" O.D.</b>	.125"	Powder Painted Black	10' (120")	OPOR3AS10125BK(XX)	(XX) No Holes (P0) or 8 Holes* = (P) (P2) (P3)
				12' (144")	OPOR3AS12125BK(XX)	
				14' (168")	OPOR3AS14125BK(XX)	
	<b>3" O.D.</b>	.125"	Silver	10' (120")	XRORTALRF1253120	NONE
				12' (144")	XRORTALRF1253144	
				14' (168")	XRORTALRF1253168	
	<b>3" O.D.</b>	.125"	Powder Painted Black	10' (120")	OPOR3AF10125BK(XX)	(XX) No Holes (P0) or 8 Holes* = (P) (P2) (P3)
				12' (144")	OPOR3AF12125BK(XX)	
				14' (168")	OPOR3AF14125BK(XX)	
Substrate	Size	Wall Thickness	Color	Length	ITEM CODE	Bracket Holes
	<b>4" O.D.</b>	.125"	Powder Painted Black	10' (120")	OPOR4AS10125BK(XX)	(XX) No Holes (P0) or 8 Holes* = (P) (P2) (P3)
				12' (144")	OPOR4AS12125BK(XX)	
				14' (168")	OPOR4AS14125BK(XX)	
Substrate	Size	Wall Thickness	Color	Length	ITEM CODE	Bracket Holes
	<b>4" O.D.</b>	.125"	Powder Painted Black	10' (120")	OPOR4AF10125BK(XX)	(XX) No Holes (P0) or 8 Holes* = (P) (P2) (P3)
				12' (144")	OPOR4AF12125BK(XX)	
				14' (168")	OPOR4AF14125BK(XX)	

\*Call Customer Service for sign bracket pre-punched hole compatibility information.

# Round Post Anchors & Break-A-Way Systems

fits  
2 3/8" O.D.  
posts



## ★ Surface Mount Assembly

Anchor Screws,  
SOLD separately.

Description	Color	ITEM CODE
Surface Mount Assembly	Silver	RPORZSM238SB200
1/2" x 4" Anchor Screws - Concrete		RHSMSCA1240
3/8" x 2-1/2" Anchor Screws - Concrete		RHSMSCA3825
3/8" x 4" Anchor Screws - Asphalt		RHSMSCA3840
Surface Mount Assembly	Powder Painted Black	OPOR238SSMBK

fits  
2 3/8" O.D.  
posts



## ★ Snap'n Safe Coupler



- ◆ Made of cast gray iron, and withstands winds of 120 mph.
- ◆ EASY INSTALLATION: Simply insert Coupler in anchor and tighten with set screws.
- ◆ Installation hardware included.

Description	Color	ITEM CODE
Snap'n Safe Coupler fits 8 to 12 gauge steel 2-3/8" round posts	Silver	RPORZSNAPNSAFE238081
Snap'n Safe Coupler fits 13 to 16 gauge steel 2-3/8" round posts		RPORZSNAPNSAFE238131

## ★ Breakaway System V-Loc Anchor Kits



- ◆ Flush Mount helps prevent vehicle rollovers.
- ◆ Post breaks away when hit.
- ◆ Guaranteed Re-usability saves time and money.
- ◆ Stabilizer Bar & Bolt for anti-twist and turning.
- ◆ Yield and release method allocates time for post to pop up, allows drivers to drive thru.
- ◆ NOTE: V-loc soil mounts do not require concrete.



Ground Type	Fits Post Size	ITEM CODE
Existing Concrete	2 3/8" O.D.	RPORZVR123820R
Soft Soil		RPORZVR323R
Soil		RPORZVRB23VR2
Soil w/clean-out bar		RPORZVRB23VR2B
Asphalt	3" O.D.	RPORZVR23VR1A
New Concrete		RPORZVR1P330RNC
Soft Soil		RPORZVR330R
Existing Concrete		RPORZVR330RC

## ★ Surface Mount Welded Plate



Description	Fits Post Size	Color	For Post Substrate	ITEM CODE
Surface Mount Welded Base Plate	3" O.D.	Powder Painted Black	Aluminum	OPOR3ASMWBK
	4" O.D.		Steel	OPOR3SSMWBK
	4" O.D.		Aluminum	OPOR4ASMWBK

fits  
2 3/8" O.D.  
posts



## ★ POZ-LOC® Socket System

POZ-LOC® Socket System - a simple, cost effective way to install small signs without digging, concrete, threading, or nuts and bolts. Simple to use, a socket assembly includes a 27" socket and wedge. *Post Sold Separately.*



Description	Color	ITEM CODE
Assembly (includes Socket & Wedge)	Silver	RPORZPOZLOCWSW
Socket Only		RPORZPOZLOCZSOCKET
Wedge Only		RPORZPOZLOCZWEDGE

fits  
2 3/8" O.D.  
posts



## ★ Snap'n Safe Surface Mount

- ◆ Made of cast gray iron, and withstands winds of 120 mph.
- ◆ EASY INSTALLATION: Simply drill (3) holes in concrete using the base as guide. Secure coupler to concrete with (3) bolts. Attach sign post with (2) bolts.
- ◆ Installation hardware included.



Description	Color	ITEM CODE
Snap'n Safe Surface Mount fits 8 to 16 gauge steel 2-3/8" round posts	Silver	RPORZSM238SNAPNSAFE



## ★ Anchor Plate

Solve your round post anchoring problem with these anchor plates designed to keep post from turning and reducing the need for concrete.

Description	Fits Post Size	ITEM CODE
Anchor Plate Size: 7.75" x 6.0" Weight: 0.3 lbs	2 3/8" to 3" O.D.	BA080APLATE238
Self Tapping Metal Screw (2 Required)		RH141HEX
Driver for Screws		RH141HEXSETTER



## ★ Surface Mount Breakaway Bases



Universal Stub for Round, U-Channel and Square Post

Description	Fits Post Type	Color	ITEM CODE
15" Diameter Surface Mount Breakaway Base	up to 2# U-Channel	Silver	RPOGPBSB100
Replacement Stub	2-3/8" Round		RPOGPBSB100ZRS
15" Diameter Surface Mount Breakaway Base	1.75" to 2" Square	Powder Painted Black	OPOZEUGPBSB100BK
Replacement Stub			OPOZEUGPBSB100ZRSBK

# Round Post Brackets

U-CHANNEL SQUARE ROUND UNIVERSAL



## 5 1/2" Post Caps



- 5-1/2" slot includes hardware for (F) Flat up to .125" or (X) Extruded sign blades.
- Standard aluminum brackets are designed for street name sign blades up to 6" tall; typically used in areas with speed limits of 25 MPH or under.

Description	Fits Post Size	Color	ITEM CODE
5-1/2" Post Cap	2 3/8" O.D.	Silver	RPB922(F/X) (50/BOX)
		Powder Painted Black	OSIZ1R238P922(F/X)BK
	3" O.D. 2 7/8" O.D.	Silver	RPB993(F/X) (50/BOX)
		Powder Painted Black	OSIZ1R3P993(F/X)BK



## 5 1/2" Crosspieces



- 5-1/2" slot includes hardware for (F) Flat up to .125" or (X) Extruded sign blades.
- Use the aluminum crosspieces to stack signs at roadway intersections.

Description	For Post Type	Color	ITEM CODE
5-1/2" Crosspiece	Universal	Silver	RPB990(F/X) (50/BOX)
		Powder Painted Black	OSIZ1CRP990(F/X)BK



## 4" Cross Separators Adjustable 45° or 180°



- 4" slot includes hardware for (F) Flat up to .125" or (X) Extruded sign blades.
- Use the aluminum cross separator to stack signs at roadway intersections.

Description	For Post Type	Color	ITEM CODE
Aluminum 45° or 180° Cross Separator	Universal	Silver	RPB457(F/X) (100/BOX)
		Powder Painted Black	OSIZ1CRP457(F/X)BK



## Vandal Resistant Bolts & Tool



Description	ITEM CODE
Button Head Vandal Resistant Bolt 5/16" x 3/4" (100/Box)	RHBHP76
12 Point Vandal Resistant Bolt 5/16" x 1/2" (100/Box)	RHBVPA12
12 Point Tool for RHBVPA12	RHBVPA12T43



## Jumbo Post Caps



- 12" slot includes hardware for (F) Flat up to .125" or (X) Extruded sign blades.
- We recommend Jumbo Brackets for signs larger than 9" high x 30" long.

Description	Fits Post Size	Color	ITEM CODE
12" Jumbo Post Cap	2 3/8" O.D.	Silver	RPB412R(F/X)238 (25/BOX)
		Powder Painted Black	OSIZ1R238J412R(F/X)BK
	3" O.D. 2 7/8" O.D.	Silver	RPB412R(F/X)3 (25/BOX)
		Powder Painted Black	OSIZ1R3J412R(F/X)BK



## Jumbo Crosspiece



- Use these aluminum crosspieces to stack signs at roadway intersections.
- 12" slot includes hardware for (F) Flat up to .125" or (X) Extruded sign blades.
- We recommend Jumbo Brackets for signs larger than 9" high x 30" long.


Description	For Post Type	Color	ITEM CODE
12" Jumbo Crosspiece	Universal	Silver	RPB412C(F/X) (10/BOX)
		Powder Painted Black	OSIZ1CRJ412C(F/X)BK



## Bracket Set Screws & Tools



- Secure street name sign to sign brackets.
- An Allen Wrench Tool required to install set screws.



Description	Color	ITEM CODE
5/16" Standard Set Screw (100/BOX)	Silver	RHBSK56
5/16" Center Pin Set Screw (100/BOX)		RHBPRP38
5/16" Stainless Steel Set Screw (100/BOX)		RHBSSK56
Stainless Steel Set Screw (single)	Black Zinc	OZHRHBSK56BLACK
Stainless Steel Set Screw (3 pack)		OZHRHBSK56BLACKPK
T-Style Allen Wrench Tool for Set Screws		RHBSSKT100
L-Style Allen Wrench Tool for Set Screws		RHBSSKF100





## Round Post Brackets

### U-Bolt & B2B Clamps

- U-bolt clamps for mounting a traffic sign on a round post.
- B2B1 clamps for mounting 2 traffic signs to 1 round post.
- B2B2 clamps for mounting 4 traffic signs to 2 round posts.
- Both Clamp Sets includes hardware.



Round U-Bolt Clamps



Round B2B Clamps


Design your own sign systems to meet your specific needs for your project.



### Sign Panel Brackets


- (4) Sign Panel Brackets required to support larger signs mounted between two posts.
- (2) Sign Panel Brackets required to cantilever mount a sign to one post (also known as flag mount)
- Hardware Included:  
(2) 5/16" Set Screws



Description	Fits Post Size	Color	ITEM CODE
 Aluminum Sign Panel Bracket	2 3/8" O.D.	Powder Painted Black	OSIZ5SPR2BK
	3" O.D.		OSIZ5SPR3BK
	4" O.D.		OSIZ5SPR4BK



### Bell Wing Brackets



- Aluminum Bell Wing Brackets designed for wall, concrete, wood or any post such as a signal or utility posts with 3/4" strapping, bolts or 5/16" lag screws or spikes.
- Sign attaches with 5/16" bolts. Hardware NOT Included.

Size	Description	Fits Post Type	Color	ITEM CODE
12"	Bell Wing Bracket (12" requires single strap)	SQUARE ROUND	Silver	RPBCTBW12 (50/BOX)
18"				RPBCTBW18 (50/BOX)
24"				RPBCTBW24 (25/BOX)
12"			Powder Painted Black	OSIZ2UNPCTBW12BK
18"				OSIZ2UNPCTBW18BK
24"				OSIZ2UNPCTBW24BK



### Back to Back Brackets

#### Single Brackets

- Interlocking Bracket for mounting 1 sign to a round post.



- Interlocking Bracket for mounting 2 signs to a round post.



Description	Fits Post Size	Color	ITEM CODE
Single (Set of 2)	2 3/8" O.D.	Silver	RPBZ238
Back to Back (Set of 2)			RPBZBB832



### #4 Wing Brackets



- The #4 Aluminum Wing Bracket is designed for wall or post mount of up to .125 gauge flat or extruded signs with 3/4" strapping or bolts, lag screws, or spikes in 2 - .4375 diameter holes.
- Includes hardware to attach sign to bracket.

Description	Fits Post Type	Color	ITEM CODE
#4 Wing Bracket Size: 4.5" tall x 2.5" wide	SQUARE ROUND	Silver	RPBCT4 (50/BOX)
		Powder Painted Black	OSIZ2UNPCT4BK



Black Semi-Gloss Powder Painted items are available in 20 additional standard colors by custom ordering. Call for details.



Increase safety with time-tested HI-VIZ Conspicuity Yellow  
2025 | Catalog#18

# Round Post Brackets

U-CHANNEL SQUARE ROUND UNIVERSAL



## Cantilever Wing Brackets

- Aluminum Cantilever Wing Brackets are designed for Flat up to .125" or Extruded sign blades.
- Strap or bolt to post, wall, concrete or wood.
- Includes hardware to attach sign to bracket.
- NOTE: For fastest service a "P0" post hole pattern can be ordered and field drilled hole pattern needed for wing brackets.



Description	Fits Post Type	Color	Size	ITEM CODE
Cantilever Wing Bracket	SQUARE	Silver	14.4"	RPBCT8 (10/BOX)
			24"	RPBCT800 (15/BOX)
			30"	RPBCT830 (10/BOX)
			36"	RPBCT836 (10/BOX)
	ROUND	Powder Painted Black	14.4"	OSIZ2UNCT8BK
			24"	OSIZ2UNCT800BK
			30"	OSIZ2UNCT830BK
			36"	OSIZ2UNCT836BK



## Hardware Sets

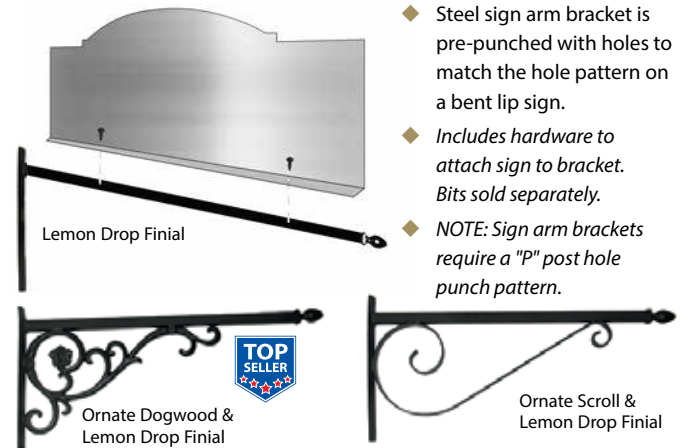
- Hardware sets for mounting sign arm brackets and trim brackets to posts.



Description	Mounts Bracket Type	Fits Post Type	Color	ITEM CODE
Bracket Hardware Sets	2 Sign Arm Brackets to Post	3"	3"	OZHRH03
	2 Sign & 2 Logo Trim Brackets to Post	SMOOTH SQUARE	O.D. ROUND	OZHRH03L3
	2 Sign Arm Brackets to Post	4"	4"	OZHRH04
	2 Sign & 2 Logo Trim Brackets to Post	SMOOTH SQUARE	O.D. ROUND	OZHRH04L3



## Sign Arm Brackets



- Steel sign arm bracket is pre-punched with holes to match the hole pattern on a bent lip sign.
- Includes hardware to attach sign to bracket. Bits sold separately.
- NOTE: Sign arm brackets require a "P" post hole punch pattern.

Description	Fits Post Type		Color	Size	ITEM CODE
Bracket with Ornate Dogwood Lemon Drop Finial	3" & 4" SMOOTH SQUARE	3" & 4" O.D. ROUND	Powder Painted Black	30"	OSIZ4UNJDOGWDLDBK
				36"	OSIZ4UNCDOGWDLDBK
Bracket with Lemon Drop Finial				30"	OSIZ2UNSAJLDBK
				36"	OSIZ2UNSACLDBK
Bracket with Ornate Scroll Lemon Drop Finial				30"	OSIZ4UNJSCROLLDBK
				36"	OSIZ4UNCSCROLLDBK



## Bent Lip Hardware • Tools

- For mounting bent lip design street name signs to sign arm brackets.

Description	ITEM CODE
Black Torx Head Screw	OZHRH8TH140
Torx Head Screw Bit with Tamper Proof Center Pin	RHBTHB14
3" Torx Bit Extension	RHBTHB3



## Sign Trim Brackets

- Trim bracket designs for use with .080" aluminum street name signs.
- Post hole punch patterns: Use "P3" for 6" trims and "P" for 9" trims.



Description	Fits Post Type	Color	Fits Sign Size	ITEM CODE
Sign Trim Bracket	3" & 4" SMOOTH SQUARE	Powder Painted Black	6" x 36" with .75" corner radius	OSIZ3UNJTRIM36BK
			9" x 36" with 1.5" corner radius	OSIZ3UNCTRIM36BK
			9" x 42" with 1.5" corner radius	OSIZ3UNCTRIM42BK
			6" x 6"	OSIZ3UNJTRIMLOGOBK
Logo Trim Bracket			9" x 9"	OSIZ3UNCTRIMLOGOBK

# Round Post Bases, Caps & Finials



## Bracket Sign Top Adapter



- Aluminum adapters designed for use with larger posts and smaller caps for flexibility in designing your sign system.
- Includes hardware.

Description	Fits Post Size	Color	ITEM CODE
<b>ADAPTER23</b> Bracket Sign Top Adapter Adapts 3" Post to 2-3/8" Cap	3" O.D.	Silver	RBPMPADR2383
		Powder Painted Black	OSIZ1RADAPTER23BK
<b>ADAPTER34</b> Bracket Sign Top Adapter Adapts 4" Post to 3" Cap	4" O.D.	Powder Painted Black	OSIZ1RADAPTER34BK



## Post Bases

- Aluminum bases for use with round posts to provide a decorative, finished style.
- Includes hardware when required with base.



**ADD ON!** The Post Base Slipover Cover is a clever one piece design that fits the 9993, 9994, SB-33, and SB-34 bases! Covers the exposed hardware of a Surface Mount Welded Plate.

Description	Fits Post Size	Color	ITEM CODE
<b>8397</b> 8-1/2" Tall Base	3" O.D.	Powder Painted Black	OPOZBR38397ABK
<b>SB-23</b> 4" Tall Base			OPOZBR3SB23BK
<b>SB-93</b> 16" Tall Base			OPOZBR3SB93BK
<b>SB-33</b> 24" Tall Base			OPOZBR3SB33BK
<b>2PC3</b> 24" Tall Base			OPOZBR32PC3BK
<b>9993</b> 27" Tall Base			OPOZBR39993BK
<b>ZUN</b> Slipover Cover			OPOZBRZUNBK
Description	Fits Post Size	Color	ITEM CODE
<b>SB-24</b> 3.5" Tall Base	4" O.D.	Powder Painted Black	OPOZBR4SB24BK
<b>SB-94</b> 16" Tall Base			OPOZBR4SB94BK
<b>SB-64</b> 18" Tall Base			OPOZBR4SB64BK
<b>2PC4</b> 24" Tall Base			OPOZBR42PC4BK
<b>SB-34</b> 25" Tall Base			OPOZBR4SB34BK
<b>9994</b> 27" Tall Base			OPOZBR49994BK
<b>ZUN</b> Slipover Cover			OPOZBRZUNBK



## Decorative Sign Top Finial

Description	Fits Post Type	Color	ITEM CODE
Decorative Sign Top Finial	Universal	Silver	RPBM317(F/X)
		Powder Painted Black	OPOZF1317(F/X)BK



## Post Caps & Finials



- Aluminum caps & finials for use with round posts to keep the weather out and provide a decorative, finished style.
- Includes hardware.

Description	Fits Post Size	Color	ITEM CODE
<b>Deluxe Dome</b> Cap	2 3/8" O.D.	Silver	RPBRPCDD2
<b>Closure</b> Cap			RPBRPCLCAP238
<b>Dome</b> Cap			RPBRPCDC250
<b>Deluxe Dome</b> Cap		Powder Painted Black	OPOZFR238DD2BK
<b>Closure</b> Cap			OPOZFR238CPCLCAPBK
<b>Dome</b> Cap			OPOZFR238CPCDC250BK
Description	Fits Post Size	Color	ITEM CODE
<b>Deluxe Dome</b> Cap	3" O.D.	Silver	RPBRPCDD3
<b>Closure</b> Cap			RPBRPCLCAP3
<b>Deluxe Dome</b> Cap			OPOZFR3DD3BK
<b>Closure</b> Cap		Powder Painted Black	OPOZFR3CPCLCAP30BK
<b>Spear</b> Finial			OPOZFR39516MDBK
<b>Pineapple</b> Finial			OPOZFR3657MDBK
<b>Acorn FINA</b> Finial			OPOZFR3FINA3BK
<b>Ball FINR</b> Finial			OPOZFR3FINR3BK
<b>Ball FINB</b> Finial			OPOZFR3FINB3BK
Description	Fits Post Size	Color	ITEM CODE
<b>Deluxe Dome</b> Cap	4" O.D.	Silver	RPBRPCDD4
<b>Deluxe Dome</b> Cap			OPOZFR4DD4BK
<b>Spear</b> Finial			OPOZFR49516MDBK
<b>Pineapple</b> Finial		Powder Painted Black	OPOZFR4657MDBK
<b>Acorn FINA</b> Finial			OPOZFR4FINA4BK
<b>Ball FINB</b> Finial			OPOZFR4FINB4BK



Black Semi-Gloss Powder Painted items are available in 20 additional standard colors by custom ordering. Call for details.



Increase safety with time-tested HI-VIZ Conspicuity Yellow  
2025 | Catalog #18



## Square Posts

U-CHANNEL SQUARE ROUND UNIVERSAL



Black Semi-Gloss Powder Painted items are available in 20 additional standard colors by custom ordering. Call for details.



**Quick Tip**  
Increase safety with time-tested HI-VIZ Conspicuity Yellow

## ★ Square Posts

- ◆ Square Posts are versatile, 4-sided sign mounting, at any height.
- ◆ 1.75" and 2" square posts are good for parking lots and small projects. 3" and 4" square posts are ideal for larger projects.
- ◆ Available in steel or aluminum and smooth styles.
- ◆ Semi-gloss black powder coat is available as standard option.
- ◆ Use compatible breakaway systems, brackets, bases, caps & finials to personalize and complete your system.

**NOTE: POSTS TALLER THAN 8' MUST SHIP TRUCK LINE.**

Substrate	Size	Wall Thickness	Color	Length	ITEM CODE	Post Punch
	1.75"	14 Gauge	Silver	5' (60")	RSPB3ZBUZTU60	Posts are punched full length with 7/16" holes on 1" centers.
				8' (96")	RPOSG0814175	
				10' (120")	RPOSG1014175	
				12' (144")	RPOSG1214175	
			Powder Painted Black	5' (60")	OPOZARPOSG0514175	
				8' (96")	OPOZARPOSG0814175	
				10' (120")	OPOZARPOSG1014175	
				12' (144")	OPOZARPOSG1214175	
Substrate	Size	Wall Thickness	Color	Length	ITEM CODE	Post Punch
	2"	14 Gauge	Silver	8' (96")	RPOSG08142	Posts are punched full length with 7/16" holes on 1" centers.
				10' (120")	RPOSG10142	
				12' (144")	RPOSG12142	
			Powder Painted Black	8' (96")	OPOZARPOSG08142	
				10' (120")	OPOZARPOSG10142	
				12' (144")	OPOZARPOSG12142	
Substrate	Size	Wall Thickness	Color	Length	ITEM CODE	Bracket Holes
	2"	16 Gauge	Powder Painted Black	10' (120")	OPOS2S1016BKP0	NONE
				12' (144")	OPOS2S1216BKP0	
Substrate	Size	Wall Thickness	Color	Length	ITEM CODE	Bracket Holes
	3"	.125"	Powder Painted Black	10' (120")	OPOS3A10125BK(XX)	(XX) No Holes (P0) or 8 Holes* = (P) (P2) (P3)
				12' (144")	OPOS3A12125BK(XX)	
				14' (168")	OPOS3A14125BK(XX)	
Substrate	Size	Wall Thickness	Color	Length	ITEM CODE	Bracket Holes
	4"	.125"	Powder Painted Black	10' (120")	OPOS4A10125BK(XX)	(XX) No Holes (P0) or 8 Holes* = (P) (P2) (P3)
				12' (144")	OPOS4A12125BK(XX)	
				14' (168")	OPOS4A14125BK(XX)	

# Square Post Anchors & Break-A-Way Systems

## Base Post / Sleeves / Short Post



Corner bolt to mount top post to base post, up to 2.5"



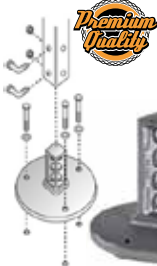
Description	Substrate	Wall Thickness	Size	Color	Length	ITEM CODE	
<b>Breakaway Anchor Installation</b>  A POZ-LOC® Performance Post anchor can be driven into the ground first, allowing crews to work at ground level for quicker, cost-effective installations or replacement of damaged sign posts.	<b>Punched Galvanized Steel Post</b>	14 Gauge	1.75"	Silver	5' (60")	RSPB3ZBUZTU60	
					6' (72")	RPOSG0614175	
		12 Gauge	2"		3' (36")	RPOSG03122	
					2.5' (30")	RPOSG025122	
					3.5' (42")	RPOSG035122	
					2.25"	3' (36")	RPOSG0312225
					2.50"	1.5' (18")	RPOSG0151225



## Omni Anchor

- Slide the Omni Anchor Sleeve over your long square sign post and the 36" anchor shown in the chart (at right) to make a MASH compliant Sign Support.
- The system is ideal when signs are subject to being struck from traffic in both directions, such as intersections on divided highways.
- The Omni Sleeve Anchor fits over a 2.25" Telespar anchor to give exceptional anchoring and stability.
- Four 4" x 12" x 10 gauge wings are welded to a 12 gauge perforated anchor and then galvanized.

Description	Fits Over Post Size	Wall Thickness	Color	ITEM CODE
18" Omni Anchor	2.25"	12 Gauge	Silver	RPOSZEOMNI025



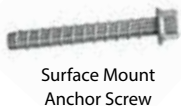
## Snap'n Safe Surface Mount

- Made of cast gray iron, and withstands 120 mph winds.
- EASY INSTALLATION: Simply drill (3) holes in concrete using the base as guide. Secure coupler to concrete with (3) bolts. Attach sign post with (2) corner bolts.
- Installation hardware included.

Description	Fits Post Size	Color	ITEM CODE
Snap'n Safe Surface Mount fits square posts	1.75"	Silver	RPOSZSM175SNAPNSAFE
	2"		RPOSZSM20SNAPNSAFE
	2.25"		RPOSZSM225SNAPNSAFE
	2.5"		RPOSZSM25SNAPNSAFE

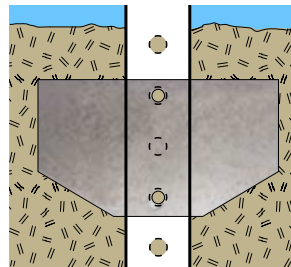
## Barrier or Surface Mount Assembly

### Anchor Screws



Description	Fits Post Size	Color	ITEM CODE	
Barrier Mount	2.5" to 1.75"	Silver	RPOSZCBM175250G	
Surface Mount			RPOSZSMBASESQ17525	
Description	Size	For Surface Types	Color	ITEM CODE
Surface Mount Anchor Screw	1/2" x 4"	Concrete	Silver	RHSMSCA1240
	3/8" x 2-1/2"			RHSMSCA3825
	3/8" x 4"	Asphalt		RHSMSCA3840

Description	Size	Color	Length	ITEM CODE
14 Gauge Punched Galvanized Steel Post	2"	Silver	8' (96")	RPOSG08142
			10' (120")	RPOSG10142
			12' (144")	RPOSG12142
12 Gauge Punched Galvanized Steel Post Anchor	2.25"		3' (36")	RPOSG0312225



## Anchor Plate

- Galvanized anchor plate keeps square post firmly in place.
- Anchor Plate Size: 7" x 4"
- Weight: 0.5 lbs

Fits Post Size	ITEM CODE
1.75" to 3"	BA080APLATEUCH



## Snap'n Safe Coupler

- Made of cast gray iron, withstands 120 mph winds.
- EASY INSTALLATION: Simply insert Coupler in anchor and bottom of sign post and assemble with (4) corner bolts.
- Installation hardware included.
- Device couples square anchor with square post.

Description	Couples Anchor to Post	Color	ITEM CODE
Snap'n Safe Coupler for square posts	2" to 1.75"	Silver	RPOSZSNAPNSAFE175
	2.25" to 2"		RPOSZSNAPNSAFE2
	2.5" to 2.25"		RPOSZSNAPNSAFE225
	3" to 2.5"		RPOSZSNAPNSAFE25

## Surface Mount Breakaway Bases



Universal Stub for Round, U-Channel and Square Post

Description	Fits Post Type	Color	ITEM CODE
15" Diameter Base	up to 2# U-Channel	Silver	RPOGPBSB100
Replacement Stub			RPOGPBSB100ZRS
15" Diameter Base	2-3/8" Round	Powder Painted Black	OPOZEUGPBSB100BK
Replacement Stub	1.75" to 2" Square		OPOZEUGPBSB100ZRSBK

# Square Post Brackets

U-CHANNEL SQUARE ROUND UNIVERSAL



## 5 1/2" Post Caps



- 5-1/2" slot includes hardware for (F) Flat up to .125" or (X) Extruded sign blades.
- Standard aluminum brackets are designed for street name sign blades up to 6" tall; typically used in areas with speed limits of 25 MPH or under.

Description	Fits Post Size	Color	ITEM CODE
5-1/2" Post Cap	1.75"	Silver	RPB134SQ(F/X) (50/BOX)
		Powder Painted Black	OSIZ1S175P97(F/X)BK
	2"	Silver	RPB975SQ(F/X) (50/BOX)
		Powder Painted Black	OSIZ1S2P97(F/X)BK



## 4" x 4" Wood Post Cap



- 6" slot includes hardware for (F) Flat up to .125" or (X) Extruded sign blades.
- Standard aluminum brackets are designed to be used on a 4" x 4" wood post for street name sign blades up to 6" tall; typically used in areas with speed limits of 25 MPH or under. Also, can be mounted to the side of post for wing mounting signs.

Description	Fits Post Size	Color	ITEM CODE
6" Post Cap	4" x 4" Wood	Silver	RPB8276(F/X)
		Powder Painted Black	OSIZ1WDP8276(F/X)BK



## 5 1/2" Crosspieces



- 5-1/2" slot includes hardware for (F) Flat up to .125" or (X) Extruded sign blades.
- Use the aluminum crosspieces to stack signs at roadway intersections.

Description	For Post Type	Color	ITEM CODE
5-1/2" Crosspiece	Universal	Silver	RPB990(F/X) (50/BOX)
		Powder Painted Black	OSIZ1CRP990(F/X)BK



## 4" Cross Separators Adjustable 45° or 180°



- 4" slot includes hardware for (F) Flat up to .125" or (X) Extruded sign blades.
- Use the aluminum cross separator to stack signs at roadway intersections.

Description	For Post Type	Color	ITEM CODE
Aluminum 45° or 180° Cross Separator	Universal	Silver	RPB457(F/X) (100/BOX)
		Powder Painted Black	OSIZ1CRP457(F/X)BK



## Jumbo Post Caps



- 12" slot includes hardware for (F) Flat up to .125" or (X) Extruded sign blades.
- We recommend Jumbo Brackets for signs larger than 9" high x 30" long.

Description	Fits Post Size	Color	ITEM CODE
12" Jumbo Post Cap	1.75"	Silver	RPB412SQ(F/X)134 (30/BOX)
		Powder Painted Black	OSIZ1S175J412SQ(F/X)BK
	2"	Silver	RPB412SQ(F/X)2 (30/BOX)
		Powder Painted Black	OSIZ1S2J412SQ(F/X)BK



## Jumbo Crosspiece



- Use these aluminum crosspieces to stack signs at roadway intersections.
- 12" slot includes hardware for (F) Flat up to .125" or (X) Extruded sign blades.
- We recommend Jumbo Brackets for signs larger than 9" high x 30" long.

Description	For Post Type	Color	ITEM CODE
12" Jumbo Crosspiece	Universal	Silver	RPB412C(F/X) (10/BOX)
		Powder Painted Black	OSIZ1CRJ412C(F/X)BK



## Bracket Set Screws & Tools



- Secure street name sign to sign brackets.
- An Allen Wrench Tool required to install set screws.

Description	Color	ITEM CODE
5/16" Standard Set Screw (100/BOX)	Silver	RHBSK56
5/16" Center Pin Set Screw (100/BOX)		RHBPRP38
5/16" Stainless Steel Set Screw (100/BOX)		RHBSSK56
Stainless Steel Set Screw (single)	Black Zinc	OZHRHBSSK56BLACK
Stainless Steel Set Screw (3 pack)		OZHRHBSSK56BLACKPK
T-Style Allen Wrench Tool for Set Screws		RHBSSKT100
L-Style Allen Wrench Tool for Set Screws		RHBSSKF100



## Vandal Resistant Bolts & Tool



Description	ITEM CODE
Button Head Vandal Resistant Bolt 5/16" x 3/4" (100/Box)	RHBHP76
12 Point Vandal Resistant Bolt 5/16" x 1/2" (100/Box)	RHBVPA12
12 Point Tool for RHBVPA12	RHBVPA12T43





## ★ Sign Panel Brackets

- ◆ Sign Panel Brackets for mounting sign to square post(s).
- ◆ Mount a smaller sign on 1 post or a large sign between 2 posts.
- ◆ **Hardware Included:** (2) 5/16" Set Screws



Description	Fits Post Size	Color	ITEM CODE
Aluminum Sign Panel Bracket	2"	Powder Painted Black	OSIZ5SPS2BK
	3"		OSIZ5SPS3BK
	4"		OSIZ5SPS4BK



## ★ Bell Wing Brackets

- ◆ Aluminum Bell Wing Brackets designed for wall, concrete, wood or any post such a signal or utility posts with 3/4" strapping, bolts or 5/16" lag screws or spikes.
- ◆ Sign attaches with 5/16" bolts. Hardware NOT Included.



Description	Fits Post Type	Color	Size	ITEM CODE
Bell Wing Bracket (12" requires single strap)	SQUARE ROUND	Silver	12"	RPBCTBW12 (50/BOX)
			18"	RPBCTBW18 (50/BOX)
			24"	RPBCTBW24 (25/BOX)
		Powder Painted Black	12"	OSIZ2UNPCTBW12BK
			18"	OSIZ2UNPCTBW18BK
			24"	OSIZ2UNPCTBW24BK



## ★ U-Bolt & B2B Clamps

SCAN QR codes with Smart Phone camera to view product videos.



- ◆ U-bolt clamps for mounting a traffic sign on a square post.
- ◆ B2B1 clamps for mounting 2 traffic signs to 1 round post
- ◆ B2B2 clamps for mounting 4 traffic signs to 2 round posts.
- ◆ Both Clamp Sets includes hardware.



Description	Fits Post Size	Color	ITEM CODE
<b>UB</b> = U-Bolt Clamps Slotted (Set of 2) for mounting 1 sign to 1 post.	2"	Silver	RPBSUBCLAMP2
		Powder Painted Black	RPBSB2B(1/2)CLAMP2
		Powder Painted Black	OTSBZS2UBCLAMPBK
		Powder Painted Black	OTSBZS2B2B(1/2)CLAMPBK
<b>B2B1</b> = Back-to-Back Clamps (Set of 2) for mounting 2 signs, back to back, on 1 post.	3"	Silver	RPBSUBCLAMP3
		Powder Painted Black	RPBSB2B(1/2)CLAMP3
		Powder Painted Black	OTSBZS3UBCLAMPBK
		Powder Painted Black	OTSBZS3B2B(1/2)CLAMPBK
<b>B2B2</b> = Back-to-Back Clamps (Set of 4) for mounting 2 signs, back to back, on 2 posts.	4"	Silver	RPBSUBCLAMP4
		Powder Painted Black	RPBSB2B(1/2)CLAMP4
		Powder Painted Black	OTSBZS4UBCLAMPBK
		Powder Painted Black	OTSBZS4B2B(1/2)CLAMPBK



## ★ #4 Wing Brackets

- ◆ The #4 Aluminum Wing Bracket is designed for wall or post mount of up to .125 gauge flat or extruded signs with 3/4" strapping or bolts, lag screws, or spikes in 2 - .4375 diameter holes.
- ◆ Includes hardware to attach sign to bracket.



Description	Fits Post Type	Color	ITEM CODE
#4 Wing Bracket Size: 4.5" tall x 2.5" wide	SQUARE ROUND	Silver	RPBCT4 (50/BOX)
		Powder Painted Black	OSIZ2UNPCT4BK

## Cherry-Mate Rivets & Rivet Gun



Cherry-Mate Rivets



Rivet Gun



Description	Fits Post Size	ITEM CODE
#26 Cherry-Mate Rivet	1.5"	RHRBALM8BP26
#30 Cherry-Mate Rivet	1.75"	RHRBALM8BP30
PVC Spacer: 1/2" x 1-1/2" for #30 Rivet		RHRBPVCSP150
#34 Cherry-Mate Rivet	2"	RHRBALM8BP34
PVC Spacer: 1/2" x 1-3/4" for #34 Rivet		RHRBPVCSP175
Rivet Gun		RHRBALMGUN



Black Semi-Gloss Powder Painted items are available in 20 additional standard colors by custom ordering. Call for details.



Increase safety with time-tested HI-VIZ Conspicuity Yellow  
2025 | Catalog #18

# Square Post Brackets

U-CHANNEL SQUARE ROUND UNIVERSAL



14.4" Cantilever Wing Brackets  
Requires a "custom" post hole punch



## Cantilever Wing Brackets

- Aluminum Cantilever Wing Brackets are designed for Flat up to .125" or Extruded sign blades.
- Strap or bolt to post, wall, concrete or wood.
- Includes hardware to attach sign to bracket.
- NOTE: For fastest service a "P0" post hole pattern can be ordered and field drilled hole pattern needed for wing brackets.



TOP SELLER

24" Cantilever Wing Brackets  
Requires a "P2" post hole punch



36" Cantilever Wing Brackets  
Requires a "P3" post hole punch

30" Cantilever Wing Brackets  
Requires a "P3" post hole punch

Description	Fits Post Type	Color	Size	ITEM CODE
Cantilever Wing Bracket	SQUARE	Silver	14.4"	RPBCT8 (10/BOX)
			24"	RPBCT800 (15/BOX)
			30"	RPBCT830 (10/BOX)
			36"	RPBCT836 (10/BOX)
	ROUND	Powder Painted Black	14.4"	OSIZ2UNCT8BK
			24"	OSIZ2UNCT800BK
			30"	OSIZ2UNCT830BK
			36"	OSIZ2UNCT836BK



## Hardware Sets

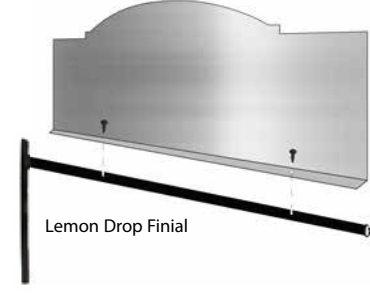
- Hardware sets for mounting sign arm brackets and trim brackets to posts.



Description	Mounts Bracket Type	Fits Post Type	Color	ITEM CODE
Bracket Hardware Sets	2 Sign Arm Brackets to Post	3"	3"	OZHRH03
	2 Sign & 2 Logo Trim Brackets to Post	SMOOTH SQUARE	O.D. ROUND	OZHRH03L3
	2 Sign Arm Brackets to Post	4"	4"	OZHRH04
	2 Sign & 2 Logo Trim Brackets to Post	SMOOTH SQUARE	O.D. ROUND	OZHRH04L3



## Sign Arm Brackets

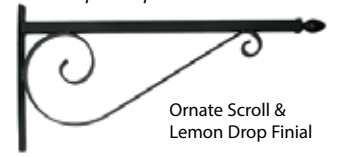


Lemon Drop Finial



Ornate Dogwood & Lemon Drop Finial

- Steel sign arm bracket is pre-punched with holes to match the hole pattern on a bent lip sign.
- Includes hardware to attach sign to bracket. Bits sold separately.
- NOTE: Sign arm brackets require a "P" post hole punch pattern.



Ornate Scroll & Lemon Drop Finial

Description	Fits Post Type		Color	Size	ITEM CODE
Bracket with Ornate Dogwood Lemon Drop Finial	3" & 4" SMOOTH SQUARE	3" & 4" O.D. ROUND	Powder Painted Black	30"	OSIZ4UNJDOGWDLDBK
				36"	OSIZ4UNCDOGWDLDBK
Bracket with Lemon Drop Finial				30"	OSIZ2UNSAJLDBK
				36"	OSIZ2UNSACLDBK
Bracket with Ornate Scroll Lemon Drop Finial				30"	OSIZ4UNJSCROLLDBK
				36"	OSIZ4UNCSCROLLDBK



## Bent Lip Hardware • Tools

- For mounting bent lip design street name signs to sign arm brackets.

Description	ITEM CODE
Black Torx Head Screw	OZHRH8TH140
Torx Head Screw Bit with Tamper Proof Center Pin	RHBTHB14
3" Torx Bit Extension	RHBTHB3



## Sign Trim Brackets

- Trim bracket designs for use with .080" aluminum street name signs.
- Post hole punch patterns: Use "P3" for 6" trims and "P" for 9" trims.



Logo Trim Bracket



Sign Trim Bracket

Description	Fits Post Type		Color	Fits Sign Size	ITEM CODE	
Sign Trim Bracket	3" & 4" SMOOTH SQUARE	3" & 4" O.D. ROUND	Powder Painted Black	6" x 36" with .75" corner radius	OSIZ3UNJTRIM36BK	
				9" x 36" with 1.5" corner radius	OSIZ3UNCTRIM36BK	
				9" x 42" with 1.5" corner radius	OSIZ3UNCTRIM42BK	
Logo Trim Bracket					6" x 6"	OSIZ3UNJTRIMLOGOBK
					9" x 9"	OSIZ3UNCTRIMLOGOBK

# Square Post Bases, Caps & Finials



## Post Bases

- Aluminum bases for use with square posts to provide a decorative, finished style.
- The 2PCQ4 base is designed to clamp around the post. The 3SBQ and 4SBQ bases are designed to slip over the post.



Description	Fits Post Size	Color	ITEM CODE
<b>3SBQ Base</b> 3" Tall x 8" Wide	3"	Powder Painted Black	OPOZBS3SBQ13BK
Description	Fits Post Size	Color	ITEM CODE
<b>4SBQ Base</b> 3.5" Tall x 9" Wide	4"	Powder Painted Black	OPOZBS4SBQ14BK
<b>2PCQ4 20" Tall Base</b>		Powder Painted Black	OPOZBS42PCQ4BK



## Decorative Sign Top Finial

Description	Fits Post Type	Color	ITEM CODE
Decorative Sign Top Finial	Universal	Silver	RPBM317(F/X)
		Powder Painted Black	OPOZF1317(F/X)BK



## Post Caps & Finials

- Aluminum caps & finials for use with square posts to keep the weather out and provide a decorative, finished style.

Includes hardware.



Description	Fits Post Size	Color	ITEM CODE
Pyramid Cap	1.75"	Silver	RPBSP175PCAP
		Powder Painted Black	OPOZFS175CPPCAPBK
Description	Fits Post Size	Color	ITEM CODE
Pyramid Cap	2"	Silver	RPBSP2PCAP
		Powder Painted Black	OPOZFS2CPPCAPBK
Deluxe Pyramid Slip over Cap		Silver	RPBSP2
Description	Fits Post Size	Color	ITEM CODE
Deluxe Pyramid Slip over Cap	3"	Silver	RPBSP3
		Powder Painted Black	OPOZFS3DP3BK
FINQC Cap		Powder Painted Black	OPOZFS3FINQC3BK
FINQE End Cap		Powder Painted Black	OPOZFS3FINQE3BK
Description	Fits Post Size	Color	ITEM CODE
Deluxe Pyramid Slip over Cap	4"	Silver	RPBSP4
		Powder Painted Black	OPOZFS4DP4BK
FINQC Cap		Powder Painted Black	OPOZFS4FINQC4BK
FINQE End Cap		Powder Painted Black	OPOZFS4FINQE4BK
FINQ-P4 Spear Cap		Powder Painted Black	OPOZFS4FINQP4BK
FINQ-B4 Ball Cap		Powder Painted Black	OPOZFS4FINQB4BK



## Flush/Tapered Head

RHRDRIVES38P140W - Steel  
RHRDRIVEA38P140W(XX) - Aluminum (XX) Colors to Match Sheeting Available

- Grip Range of .140" to .330"
- Fits 3/8" Hole Diameter
- Shank: 5/8" Length
- .093" Nylon Washer included
- Head: Flush/Tapered 1" diameter



## Universal Head

RHRDRIVES38P140N - Steel (NO Washer)  
RHRDRIVEAS38P140W - Aluminum w/Steel Pin (.093" Nylon Washer included)



- Grip Range of .140" - .330"
- Fits 3/8" hole diameter
- Head: 7/8" diameter



## Economy Universal Head

RHRDRIVEA38E125NS - Aluminum  
RHRDRIVEA38E125W(XX) - Painted Colors Aluminum



- Grip Range of .125" to .250"
- Fits 3/8" Hole Diameter
- Shank: 5/8" Length
- .093" Nylon Washer included
- Head: Universal 3/4" Diameter
- Drive Rivet is designed specifically for the sign to square post application and 12 GA or 14 GA post to single 12 GA anchor

## Flush/Tapered Head Long Shank

RHRDRIVEA38P140WL - Aluminum



- All the same features as the premium flush/tapered drive rivets with a longer shank than any other drive rivet.
- Long Shank: 3/4" Length
- .093" Nylon Washer included
- Most popular and well liked by customers



Black Semi-Gloss Powder Painted items are available in 20 additional standard colors by custom ordering. Call for details.

**Quick Tip**



Increase safety with time-tested HI-VIZ Conspicuity Yellow

2025 | Catalog# 18



## Manual Drive Caps & Post Drivers

U-CHANNEL SQUARE ROUND UNIVERSAL



**RPEDMHDH8**  
One Man Post Driver  
Heavy Duty  
60.25" Long | 43.7 Lbs.  
4.125" I.D.



**RPEDCHRP100**  
Steel Drive Cap for  
2-3/8" Round Posts  
Weight: 3 Lbs



**RPEDCHRP300**  
Drive Cap for 2-7/8"  
or 3" Round Posts  
Weight: 5 Lbs



**RPEDCH30100**  
Steel Drive Cap for  
2 lb. U-Channel  
Weight: 4.5 Lbs



**RPEDCH17BIGBOYDRIVE**  
Big Boy Drive Cap  
for 3 to 4 lb. U-Channel  
Weight: 18 Lbs



**RPEDCHDRCAP2145Q**  
Drive Cap for 2.25" & 2.5"  
Square Post  
**RPEDCHDRCAP2005Q**  
Drive Cap for 2" Square Post

## Manual Post Pullers



**RPEPL3**  
PL-3 Hydraulic  
Post Puller Jack



**RPEUJACK**  
U-Jack  
U-Channel & Square  
Post Puller  
(Detachable  
puller NOT required)  
**RPEUJACKPIN**  
Replacement Pin  
for U-Jack




**RPEPH7**  
Jack Base and  
Heavy Duty  
Handle  
(Puller Not  
Included)



**RPEPH4A**  
Detachable Puller  
Use with RPEPH7

SCAN QR code  
with Smart  
Phone camera  
to view product  
videos.



### Accessories for PL-3 and MP-3

**RPEPMP3Z220422**  
(A) Chain Assembly  
for MP-3

**RPEPPL3HP070416**  
Replacement Handle  
for PL-3

**RPEPPL3Z071040**  
(B) Detachable Post Grabber  
for PL-3/MP-3

**RPEPPL3Z071041**  
Detachable Panel  
Post Grabber  
for PL-3/MP-3

**RPEPPL3Z071042**  
Detachable Tent  
Stake Grabber  
for PL-3/MP-3



Rhino® Jack  
**RPEPMP3**  
(includes jack  
and handle  
only)

Rhino® Jack  
**RPEPMP3AG**  
(includes jack,  
handle with  
chain and  
post grabber)



## Pneumatic (Air) Post Driver



### PD-55 Medium-Duty Post Driver

Item Code: **RPEDPD55**

Air Consumption: 42 CFM @ 90psi

(1.19m3/min @ 6.21Bar)

Weight: Approx. 54.6 lbs. (24.8kg)

*Find all the Chucks, Adapters, Drive Caps  
and Pullers @ [www.cpcsigns.com](http://www.cpcsigns.com)*



- ◆ Easily operated by one man and is the perfect choice for driving all types of steel posts!
- ◆ Drivers are fast, safe, portable, and will increase productivity while reducing costs!
- ◆ For nearly forty years, the legendary PD-55 and its predecessor the PD-50 have been the productivity leaders in post driving.
- ◆ At just 54 pounds, the brutally tough PD-55 is capable of handling your toughest applications quickly and efficiently.
- ◆ The PD-55 is ideally suited for driving t-posts, ground rod, tent stakes, grape stakes, delineator posts, form pins and fence posts up to 3-3/4".

### Accessories for the PD-55 Medium-Duty Post Driver

<b>RPEDPD55ZFRL</b>	Filter Regulator Lubricator
<b>RPEDPD55ZFLC</b>	Carrier for Filter Regulator Lubricator
<b>RPEDPD55ZHA100</b>	Air Hose Assembly with 100' of 3/4" Diameter Hose
<b>RPEDPD55ZHA25</b>	Air Hose Assembly with 25' of 3/4" Diameter Hose

### Accessories for the PD-55 Medium-Duty Post Driver

<b>RPEDPD55ZHAXX</b>	Air Hose Assembly with Custom Length of 3/4" Diameter Hose
<b>RPEDPD55ZHQC</b>	Air Hose Quick Coupler
<b>RPEDPD55ZHQCSC</b>	Quick Coupler Safety Clips
<b>RPEDPD55ZH059</b>	Air Hose Whip 5' 9"
<b>RPEDPD55ZH152</b>	Air Hose Whip 15' 2"
<b>RPEDPD55ZTPORTCART</b>	Transport Cart Only



# JackJaw® Post Extractors

JackJaw® Extractors make an easy task of pulling stakes and posts driven in soil. Jack Jaws can not be used for removing post embedded in concrete - soil installations only. With a couple pumps of the handle, stakes and posts break loose. The jaw and lever mechanism allow you to pull stakes and posts straight up out of the ground without bending them, preserving the posts and stakes for hundreds of repeated uses.



## JackJaw® 500 Series Super Puller 28:1 mechanical advantage



**RPEPJACKJJ0500** (u-channels)  
**RPEPJACKJJ0504** (2 to 2-1/2" square)  
**RPEPJACKJJ0505** (2-1/4" to 3" round)  
**RPEPJACKJJ0510** (1-1/4" to 2" square)  
**RPEPJACKJJ0511** (3-1/4" to 3-1/2" square)  
**RPEPJACKJJ0515** (1-3/4" to 2-1/4" square)  
**RPEPJACKJJ0550** (1/2" to 3-1/2" wood)

## JackJaw® 300 Series 16:1 mechanical advantage

**RPEPJACKJJ0300** (u-channel)  
**RPEPJACKJJ0304** (2 to 2-1/2" square)  
**RPEPJACKJJ0305** (2-1/4" to 3" round)  
**RPEPJACKJJ0310** (1-1/4" to 2" square)  
**RPEPJACKJJ0311** (3-1/4" to 3 1/2" square)  
**RPEPJACKJJ0315** (1 3/4" to 2 1/4" square)  
**RPEPJACKJJ0350** (1/2" to 3-1/2" wood)

## JackJaw® 400 Series with Folding Handle 16:1 mechanical advantage

**RPEPJACKJJ0400** (u-channels/gas probe)  
**RPEPJACKJJ0404** (2" to 2 1/2" square)  
**RPEPJACKJJ0405** (2.25" to 3" O.D. round)

## JackJaw® 300 Conversion Kits

**RPEPJACKJJZKSC300** convert to u-channel posts  
**RPEPJACKJJZKSC304** convert to 2"-2.5" square posts  
**RPEPJACKJJZKSC305** convert to 2.25"-3" round posts  
**RPEPJACKJJZKSC310** convert to 1.25"-2" square posts

## JackJaw® 500 Conversion Kits

**RPEPJACKJJZKSC500** convert to u-channel posts  
**RPEPJACKJJZKSC504** convert to 2"-2.5" square posts  
**RPEPJACKJJZKSC505** convert to 2.25"-3" round posts

## JackJaw® Parts & Accessories



**Replacement Jaws**  
**RPEPJACKJJZKJCA0006**  
(includes hardware)  
for JackJaw®  
300, 400 or 500 Series



**Comfort Grip**  
**RPEPJACKJJZAC0001**  
for JackJaw® Handles



**Link Arm Kit**  
**RPEPJACKJJZKLI0300PR**  
to upgrade single blade to clevis  
for JackJaw® 300 & 500 Series

## Heavy Nylon Carry Bags

**RPEPJACKJJZPA0008**  
for JackJaw® 400 Series  
**RPEPJACKJJZPA0009**  
for JackJaw® 300 & 500 Series

# Hydraulic Post Driver

## HPD 60 Medium-Duty Post Driver

Item Code: **RPEDYHPD60378**

Oil flow, gpm: 8

Working psi: 1750 | Max. return psi: 220

Blow frequency, bpm: 1380 | Blow energy, lb/ft: 70

Vibration level (3 axis) m/s<sup>2</sup>: <9.6

Weight: Approx. 60.5 lbs. | Length (w/o Chuck): 26"

*Find all the Chucks, Adapters, Drive Caps and Pullers @ [www.cpcsigns.com](http://www.cpcsigns.com)*



RPEDYZHPP14



RPEDYZHPP18V

Rhino Hydraulic Flex Power Packs are superior to other brands due to the cooling system that allows the hydraulic pressure to remain stronger than the competition once it gets hot.

- ◆ The Rhino® HPD 60 is a high-performance hydraulic post driver is perfect for fencing, road signs, farm, ranch, forestry, vineyards, guardrail, anchors, tent stakes – essentially any driving job. Capable of driving nearly any post profile, this driver is a hydraulic powerhouse! For taller applications utilize the remote valve.
- ◆ Unlike other hydraulic drivers the RHINO® HPD 60 is nearly maintenance free. Continuous component lubrication keeps maintenance at a minimum and extends tool life.
- ◆ The RHINO® HPD 60 can be used with the HPP 18V Power Pack as well as other hydraulic power systems such as utility truck or mini excavator with the use of Rhino's flow control devices.

## Power Packs & Accessories for use with HPD-60 Medium-Duty Post Driver

<b>RPEDYZHPP14</b>	HPP 14 Hydraulic Flex Power Pack
<b>RPEDYZHPP18V</b>	HPP 18V Hydraulic Flex Power Pack
<b>RPEDYZHPP0FD</b>	Hydraulic Oil Flow Divider allows tool to be powered with other sources such as a skid steer or mini excavator. (Includes 12" Hose Whip)
<b>RPEDYZHERV</b>	Hydraulic Remote Valve (Includes 6" Hose Whip and 6' Hose)
<b>RPEDYZHEH20</b>	Hydraulic Extension Hose 20 ft
<b>RPEDYZHEH33</b>	Hydraulic Extension Hose 30 ft



# Gas Post Drivers

If you are looking for the power you need for tough jobs combined with the flexibility of being able to drive almost anything, look no further. The multitude of configurations that Rhino's Chuck-Lok™ system allows you to quickly change between is incredibly impressive.



## GPD-45 Multi Pro

Item Code: **RPEDNGPD45**  
Comes with 1", 1-3/4", and 2" Chuck-Lok™ Adapters



3 Chuck Adapters included

Additional chucks and drive caps sold separately

- ◆ The 2-1/2" chuck is perfect for Round Posts up to 2-3/8".
- ◆ Includes 2", 1-3/4", and 1" chuck adapters for driving T-Posts & ground rods.
- ◆ Ergonomically Balanced, cushion grip handles frame the GPD-45, providing increased maneuverability and usability.
- ◆ Comes with Rhino's CIS vibration dampening handles.
- ◆ Handle-mounted stop switch.
- ◆ Ergonomically designed handle with an integrated throttle.
- ◆ Prime bulb, for easy starting.
- ◆ Legendary reliability: Honda GX35 4-stroke industrial engine. This tool has passed the stringent Honda US Certification process.
- ◆ Steel skid plate protects the engine and provides rugged durability.



## GPD-45 Multi Pro XA

Item Code: **RPEDNGPD45XA**  
Comes with 1", 1-3/4", and 2" Chuck-Lok™ Adapters

Item Code: **RPEDNGPD45XAU**  
Comes with U-Channel Chuck

- ◆ This driver is best suited to primarily driving U-Channel.
- ◆ The XA model was designed at the request of sign installers, municipalities, and rental houses.
- ◆ The XA model is the Multi Pro with the extended anvil and longer Chuck-Lok already installed.
- ◆ This makes it truly a 4 bolt change to switch to channel posts, square tubes, and back to rounds.
- ◆ The XA weighs in only 7lbs heavier than the standard Multi Pro and is primarily designed for higher productivity and U-channel sign installers.

## 2-1/2" Master Chuck-Lok™ for use with all GPD -45 Post Driver Models

RPEDGPDZCH25AMC	2-1/2" Master Chuck-Lok™ w/Locking Nut
-----------------	--

## Post Drive Chuck Adapters for use with the 2-1/2" Master Chuck-Lok™

RPEDZCH25A1	1" ID Chuck-Lok™ Adapter for posts 0" to 7/8" Best suited for driving electrical ground rod.
RPEDZCH25A175	1-3/4" ID Chuck-Lok™ Adapter for posts 1-1/8" to 1-5/8"
RPEDZCH25A2	2" ID Chuck-Lok™ Adapter for posts 1-3/8" to 1-7/8"
RPEDZCH25ATS	Tent Stake Chuck-Lok™ Adapter Ideally suited for the rigors of tent stake installation.

## Gas Post Driver Lubricant

RPEDNGPD45ZPDL	Gas Operated Post Driver Lubricant - 12 Pack
----------------	--



## Multi-Pro Municipality Post Drive Kit

RPEDGPD45DRIVEKIT	<b>Multi-Pro Municipality Drive Kit includes:</b> <ul style="list-style-type: none"> <li>• Short Chuck Tube (<b>RPEDZCH25ASB</b>)</li> <li>• 1-3/4" Square Anchor Drive Cap for 1-1/2" ID Posts (<b>RPEDZCH25ASBD175</b>)</li> <li>• 2" Square Anchor Drive Cap for 1-3/4" ID Posts (<b>RPEDZCH25ASBD2</b>)</li> <li>• 2-1/4" Square Post Anchor Drive Cap for 2" ID Posts (<b>RPEDZCH25ASBD225</b>)</li> <li>• 2-1/2" Square Post Anchor Drive Cap for 2-1/4" ID Posts (<b>RPEDZCH25ASBD25</b>)</li> <li>• U-Channel Post Slotted Chuck (<b>RPEDZCH25ASC</b>)</li> <li>• U-Channel Post Anvil (<b>RPEDZCH25AEA</b>)</li> </ul>
-------------------	---



## Multi-Pro U-Channel Post Drive Kit

RPEDZCH25ACK	<b>U-Channel Post Drive Kit includes:</b> <ul style="list-style-type: none"> <li>• Slotted Chuck Adapter (<b>RPEDZCH25ASC</b>)</li> <li>• Extended Anvil Chuck Adapter (<b>RPEDZCH25AEA</b>)</li> </ul>
--------------	---



## Multi-Pro Square Post Drive Kits

RPEDZCH25STDK175	<b>Multi-Pro 1-3/4" Square Tube Drive Kit includes:</b> <ul style="list-style-type: none"> <li>• Short Chuck Tube • 1-3/4" Square Anchor Drive Cap for 1-3/4" ID Post</li> </ul>
RPEDZCH25STDK2	<b>Multi-Pro 2" Square Tube Drive Kit includes:</b> <ul style="list-style-type: none"> <li>• Short Chuck Tube • 2" Square Anchor Drive Cap for 2" ID Post</li> </ul>
RPEDZCH25STDK225	<b>Multi-Pro 2-1/4" Square Tube Drive Kit includes:</b> <ul style="list-style-type: none"> <li>• Short Chuck Tube • 2-1/4" Square Anchor Drive Cap for 2-1/4" ID Post</li> </ul>
RPEDGPD45STDK25	<b>Multi-Pro 2-1/2" Square Tube Drive Kit includes:</b> <ul style="list-style-type: none"> <li>• Short Chuck Tube • 2-1/2" Square Anchor Drive Cap for 2-1/4" ID Post</li> </ul>





14.4" Cantilever Wing Brackets Requires a "custom" post hole punch




## Cantilever Wing Brackets

- Aluminum Cantilever Wing Brackets are designed for Flat up to .125" or Extruded sign blades.
- Strap or bolt to post, wall, concrete or wood.
- Includes hardware to attach sign to bracket.
- NOTE: For fastest service a "P0" post hole pattern can be ordered and field drilled hole pattern needed for wing brackets.



24" Cantilever Wing Brackets Requires a "P2" post hole punch



36" Cantilever Wing Brackets Requires a "P3" post hole punch

Description	Fits Post Type	Color	Size	ITEM CODE
Cantilever Wing Bracket	SQUARE	ROUND	Silver	14.4" RPBCT8 (10/BOX)
				24" RPBCT800 (15/BOX)
				30" RPBCT830 (10/BOX)
				36" RPBCT836 (10/BOX)
	SQUARE	ROUND	Powder Painted Black	14.4" OSIZ2UNCT8BK
				24" OSIZ2UNCT800BK
				30" OSIZ2UNCT830BK
				36" OSIZ2UNCT836BK



## #4 Wing Brackets



- The #4 Aluminum Wing Bracket is designed for wall or post mount of up to .125 gauge flat or extruded signs with 3/4" strapping or bolts, lag screws, or spikes in 2 - .4375 diameter holes.
- Includes hardware to attach sign to bracket.

Description	Fits Post Type	Color	ITEM CODE
#4 Wing Bracket Size: 4.5" tall x 2.5" wide	SQUARE	ROUND	Silver RPBCT4 (50/BOX)
			Powder Painted Black OSIZ2UNPCT4BK



## Bell Wing Brackets

- Aluminum Bell Wing Brackets designed for wall, concrete, wood or any post such a signal or utility posts with 3/4" strapping, bolts or 5/16" lag screws or spikes.
- Sign attaches with 5/16" bolts. Hardware NOT Included.



Description	Fits Post Type	Color	Size	ITEM CODE
Bell Wing Bracket (12" requires single strap)	SQUARE	ROUND	Silver	12" RPBCTBW12 (50/BOX)
				18" RPBCTBW18 (50/BOX)
				24" RPBCTBW24 (25/BOX)
	SQUARE	ROUND	Powder Painted Black	12" OSIZ2UNPCTBW12BK
				18" OSIZ2UNPCTBW18BK
				24" OSIZ2UNPCTBW24BK



## Bracket Hardware & Tools



Description	Color	ITEM CODE
5/16" Standard Set Screw (100/BOX)	Silver	RHBSK56
5/16" Center Pin Set Screw (100/BOX)		RHBPRP38
5/16" Stainless Steel Set Screw (100/BOX)		RHBSK56
Stainless Steel Set Screw (single)	Black Zinc	OZHRHBSSK56BLACK
Stainless Steel Set Screw (3 pack)		OZHRHBSSK56BLACKPK
T-Style Allen Wrench Tool for Set Screws	Silver	RHBSSKT100
L-Style Allen Wrench Tool for Set Screws		RHBSSKF100
5/16" x 18 x 3/4" Stainless Steel Bolt	Silver	RHSSHB516
5/16" Stainless Steel Nut		RHSSHN8



## Snap Lock Assembly



- Ideal for use on square post as well as round posts, because the thin strap conforms to both the round and square post when tightened.

Description	Strap Size	Fits Post Size		Color	ITEM CODE
		SQUARE	ROUND		
Snap Lock Assembly	1/2" wide x 38" long	1 3/4" to 9"	1 3/4" to 12 1/2" OD	Silver	RHSLA
	1/2" wide x 22" long	1 3/4" to 5"	1 3/4" to 7" OD		OZHRHSLA07BK
	1/2" wide x 31" long	1 3/4" to 7 1/4"	1 3/4" to 10" OD	Black	OZHRHSLA10BK
	1/2" wide x 38" long	1 3/4" to 9"	1 3/4" to 12 1/2" OD		OZHRHSLA1225BK



**Quick Tip**

Increase safety with time-tested HI-VIZ Conspicuity Yellow



Black Semi-Gloss Powder Painted items are available in 20 additional standard colors by custom ordering. Call for details.

# Build Your Own Strapping, Brackets and Hardware Package



Follow the steps below to build your own semi-custom package to attached one sign to a post.

## STEP 1 Strapping

Choose 1 option

☐ Snap Lock Assembly  
Skip Step 2, go to Step 3

☐ Stainless Steel Strapping with Wing Seal  
Skip Step 2, go to Step 3

☐ Stainless Steel Strapping  
Go to Step 2



Description	Strap Size	Fits Post Size		Color	ITEM CODE
		SQUARE	ROUND		
Snap Lock Assembly	1/2" x 38"	1 3/4" to 9"	1 3/4" to 12 1/2" OD	Silver	RHSLA
	1/2" x 22"	1 3/4" to 5"	1 3/4" to 7" OD	Black	OZHRHSLA07BK
	1/2" x 31"	1 3/4" to 7 1/4"	1 3/4" to 10" OD		OZHRHSLA10BK
	1/2" x 38"	1 3/4" to 9"	1 3/4" to 12 1/2" OD		OZHRHSLA1225BK

Description	Strap Size	Color	ITEM CODE
Stainless Steel Strapping with wing seal	3/4" x .030" x 39"	Black	OZHRHSS3430WS3406BK

Description	Strap Size	Color	ITEM CODE
Stainless Steel Strapping	3/4" x .020" x 200'	Silver	RHSS3420
	3/4" x .025" x 100'		RHSS3425
	3/4" x .030" x 100'		RHSS3430
	1/2" x .030" x 100'	Black	OZHRHSS1230BK
	3/4" x .030" x 100'		OZHRHSS3430BK

## STEP 2 Buckle or Seal Bracket

Buckle or Seal Bracket not needed, if Snap Lock Assembly was picked in Step 1.

☐ Buckle

☐ Wing Seal



Description	Fits Strap Size	Color	ITEM CODE
Buckle	Fits .030" or thicker strapping	Silver	RHSSHB3465
	Fits 3/4" x .030" or thicker strapping	Black	OZHRHSSHB3465BK
	Fits 1/2" x .030" or thicker strapping		OZHRHSSHB1265BK
Wing Seal	Fits .025" or thinner strapping	Silver	RHSSHW506
	Fits 3/4" x .025" or thinner strapping	Black	OZHRHSSHW506BK
	Fits 1/2" x .025" or thinner strapping		OZHRHSSHW505BK

## STEP 3 Sign Bracket

(2) Sign Brackets needed to mount 1 sign to a post.

☐ Cantilever

☐ Minus 4

☐ Plus 4



Description	Fits Post Size		Color	ITEM CODE
	SQUARE	ROUND		
Minus 4 Sign Bracket	1 3/4" to 9"	4" O.D. or less	Silver	RHSSBMINUS4
		4" O.D. or less	Black	OZHRHSSBMINUS4BK
Plus 4 Sign Bracket	4" to 9"	over 4" O.D.	Silver	RHSSBPLUS4
		over 4" O.D.	Black	OZHRHSSBPLUS4BK
Cantilever Sign Bracket			Silver	RHSSBC

## STEP 4 Hardware

☐ Bolt



☐ Nut



Description	Color	ITEM CODE
5/16" x 18 x 3/4" Stainless Steel Bolt Just the right length to fit the threaded PLUS 4 or Minus 4 Bracket	Silver	RHSSHB516
5/16" Stainless Steel Nut Only required for cantilever bracket		RHSSHN8

## Strapping Tools



Description	ITEM CODE
Strap Cutter	RHSSMODEL C1
Ratchet Type Strapping Tool	RHSSMODEL P1
Spinner Type Strapping Tool	RHSSMODEL C001

Special Stainless Steel Alloys  
Available for Saltwater Environments.  
Call for Details



SQUARE ROUND

# Stainless Steel Strapping Packages



## Snap Lock Assembly Packages

- ◆ Ideal for use on square post as well as round posts, because the thin strap conforms to both the round and square post when tightened.
- ◆ Screw type hose clamp style for sign mounting.
- ◆ Needs only a screwdriver to tighten.



Description	Fits Post Size		Color	ITEM CODE
	SQUARE	ROUND		
1 Sign Mount Package	1 3/4" to 9"	4" O.D. or less	Silver	RHSLAMINUSPKG
			Black	OZHRHSLAMINUSPKGK



Description	Fits Post Size		Color	ITEM CODE
	SQUARE	ROUND		
2 Sign Mount Packages for Back to Back Applications	1 3/4" to 9"	4" O.D. or less	Silver	RHSLAMINUSPK2
			Black	OZHRHSLAMINUSPK2BK




Description	Fits Post Size		Color	ITEM CODE
	SQUARE	ROUND		
1 Sign Mount Package	4" to 9"	over 4" O.D.	Silver	RHSLAPLUSPKG
			Black	OZHRHSLAPLUSPKGK



Description	Fits Post Size		Color	ITEM CODE
	SQUARE	ROUND		
2 Sign Mount Packages for Back to Back Applications	4" to 9"	over 4" O.D.	Silver	RHSLAPLUSPK2
			Black	OZHRHSLAPLUSPK2BK



Description	Fits Post Size		Color	ITEM CODE
	SQUARE	ROUND		
1 Sign Mount Package	3" to 9"	2 to 12 1/4" O.D.	Silver	RHSLACANTILEVERPKG



Description	Fits Post Size		Color	ITEM CODE
	SQUARE	ROUND		
2 Sign Mount Packages for Back to Back Applications	3" to 9"	2 to 12 1/4" O.D.	Silver	RHSLACANTILEVERPK2



## Buckle Bracket Packages

Description	Fits Post Size	Color	ITEM CODE
1 Sign Mount Package	4-12" O.D.	Silver	RHSBB7
		Black	OZHRHSBB7BK



Black Semi-Gloss Powder Painted items are available in 20 additional standard colors by custom ordering. Call for details.



**Quick Tip**  
Increase safety with time-tested HI-VIZ Conspicuity Yellow

2025 | Catalog# 18

POSTS • BRACKETS • HARDWARE





# Brackets for Overhead Span Wire Mounting

SCAN QR codes with Smart Phone camera to view product videos.



## Heavy-Duty Bracket


- ◆ **Best Value:** This CPC brand heavy-duty bracket offers the lowest price combined with the heavy-duty quality, when compared to the light and medium duty brackets available.
- ◆ Heavy-Duty, 4 and 8 gauge steel
- ◆ 3-way adjustable
- ◆ Net weight 4.8 lbs.
- ◆ Mounts on cables up to 3/8"
- ◆ Pre-assembled for quick, hassle free installation of metro street name signs.

How many Brackets are needed for your sign?

Sign Length	Number of Brackets	Inset Distance from Edge of Sign
up to 42"	1	centered
42" - 66"	2	3"
67" - 84"	2	6"
85" - 102"	2	12"
103" - 120"	2	16"
over 120"	3	centered & 16"



Color	ITEM CODE
Silver	RPBOHCPCSWING



Color	ITEM CODE
Powder Painted Black	OSIZ84OHPCSWINGBK



• IN STOCK •  
May Be  
ORDERED  
Individually  
or in a  
Box of 10




Allows Sign to  
Swing Freely  
in the Wind.



## Medium-Duty Bracket

- ◆ Made from plated steel and aluminum
- ◆ Swivels 360-degrees and adjusts for tilt.
- ◆ Mounts on cables up to 3/8"
- ◆ Pre-assembled for quick installation



Color	ITEM CODE
Silver	RPBOHCOMM77

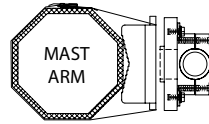


Color	ITEM CODE
Powder Painted Black	OSIZ84OHCOMM77BK

# Overhead Mast Arm Metro "Mast-o-Brackets"

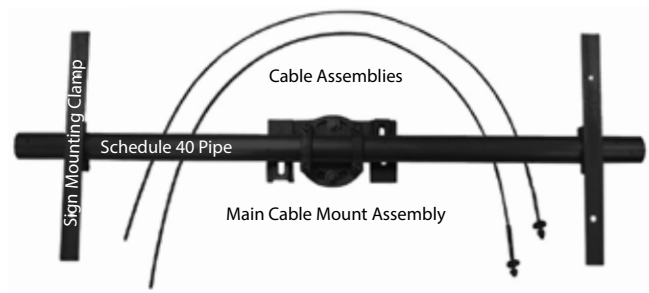
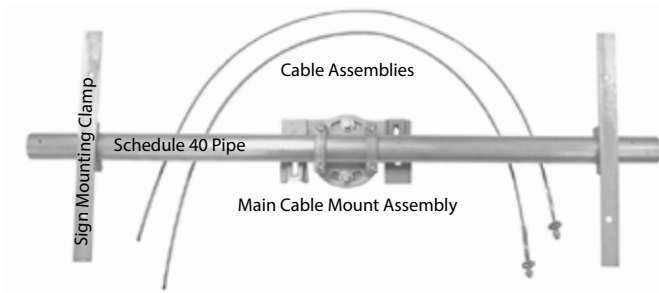


## Heavy-Duty Bracket



### Attachment to Mast Arm Options:

- ◆ Use Stainless Steel Cables with Hardware provided in kits. Other cable lengths available. All kits come unassembled. *Call for quote.*



KITS	Fits Sign Sizes	Main Cable Mount Assembly KIT QTY	50" Cable Assemblies KIT QTY	1.5" diameter Schedule 40 Pipe LENGTH	16" long Sign Mounting Clamps KIT QTY	Color	KIT CODE	Color	KIT CODE
	up to 36"	1	2	24" long	2	Silver	RPBOHMWCM30036	Powder Painted Black	OSIZ84OHMWCM30036BK
	36" - 48"	1	2	36" long	2		RPBOHMWCM30048		OSIZ84OHMWCM30048BK
	49" - 66"	1	2	40" long	2		RPBOHMWCM30066		OSIZ84OHMWCM30066BK
	67" - 84"	1	2	60" long	4		RPBOHMWCM30084		OSIZ84OHMWCM30084BK
	85" - 96"	1	2	72" long	4		RPBOHMWCM30096		OSIZ84OHMWCM30096BK
	97" - 120"	1	2	84" long	4		RPBOHMWCM30120		OSIZ84OHMWCM30120BK


SILVER COMPONENTS	Description of Components		ITEM CODE
	<b>Main Cable Mount Assembly</b> The main assembly is the bracket at the center of the Mast-O-Bracket system.		RPBOHMWCMZ8214
	<b>Cable Assembly</b> Length: 50" including threaded connector, 1.5" long 3/8"-16 TPI and 1.375" long 5/16" HEX. Nylon locking nut with washer provided. Free end of cable welded to prevent fraying.		RPBOHMWCMZ8213 (2 required per mount)
	<b>Sign Mounting Clamp:</b> The number of sign mounting clamps are determined by the length of sign and should be spaced accordingly. <i>Refer to kits above.</i>		
	8" Sign Mounting Clamp for using 12" signs with the Mast-o-Bracket.		RPBOHMWCMZ8300
	16" Sign Mounting Clamp for using 18" or larger signs with the Mast-o-Bracket.		RPBOHMWCMZ8301
	<b>Schedule 40 Pipe (1.5" Diameter - No Slot)</b>		
	24" long pipe for up to 36" sign		RPBOHMWCMZP24
	32" long pipe for 36" - 48" sign		RPBOHMWCMZP36
	40" long pipe for 49" - 66" sign		RPBOHMWCMZP40
	60" long pipe for 67" - 84" sign		RPBOHMWCMZP60
	72" long pipe for 85" - 96" sign		RPBOHMWCMZP72
	84" long pipe for 97" - 120" sign		RPBOHMWCMZP84

## Overhead Mast Arm Brackets



## Medium-Duty Bracket

- ◆ Made from plated steel and aluminum
- ◆ Pre-assembled for quick hassle free installation
- ◆ May be ordered individually or in a box of 10



Color	ITEM CODE
Silver	RPBOHCOM88
Powder Painted Black	OSIZ84OHCOM88BK

Use stainless steel strapping or snap lock assembly for mounting to mast arm.  
Sold Separately, Page 68-69



## GP-8 Roll-A-Post & Base Kits



KIT CODE	Post Height	Roll-a-Post Black Base
RPOGP85TRP24	60" (5 FT)	Fill capacity (Silica Sand) 150-180 lbs.
RPOGP86TRP24	72" (6 FT)	
RPOGP88TRP24	96" (8 FT)	



★MADE IN USA★




- ◆ Heavyweight Telespar steel post makes attaching signs easy with no sign twisting.
- ◆ Post holes accommodate multiple sign sizes. *Telespar posts may be powder coated.*
- ◆ Durable, thick walled plastic bases; no rust, dents, or cracking.
- ◆ Fill base with sand, filling with water is not recommended. Empty Weight: 10 lbs.

*Ideal for Parking Lots*



- ◆ Base Size: 23.35" at bottom, 8.20" at top, and 16.50" tall
- ◆ Roll it back on it's wheels for easy relocation; sturdy plastic wheels come pre-installed
- ◆ Base withstands strong winds without tipping over when filled with sand.
- ◆ Conveniently placed large fill hole and drain hole.
- ◆ Lightweight plastic reduces shipping costs.
- ◆ Base to Post and Post to Sign mounting hardware included in kits.

## GP-6 Rock-It Base & Post Kits



KIT CODE	Post Height	Rock-It 18 Black Base
RPOGP65TRB18	60" (5 FT)	Fill capacity (Silica Sand) 125-150 lbs.
RPOGP66TRB18	72" (6 FT)	
RPOGP68TRB18	96" (8 FT)	



★MADE IN USA★



- ◆ Heavyweight Telespar steel post makes attaching signs easy with no sign twisting.
- ◆ Post holes accommodate multiple sign sizes. *Telespar posts may be powder coated.*
- ◆ Durable, thick walled plastic bases won't chip or crack.
- ◆ Fill base with sand, filling with water is not recommended. Empty Weight: 10 lbs.

*Ideal for Parking Lots*



- ◆ Base Size: 18" x 19.5" at bottom and 12.8" tall
- ◆ Molded-in Hand-grips make bases easy to pick up.
- ◆ Rock it back and roll: sturdy plastic recessed wheels make stands easy to move when weighted.
- ◆ Base withstands strong winds without tipping over when filled with sand.
- ◆ Conveniently placed large fill hole and drain hole.
- ◆ Lightweight plastic reduces shipping costs.
- ◆ Base to Post and Post to Sign mounting hardware included in kits.

## GP-4 Pedestal Base & Post Kit



*Ideal for Parking Lots*

### Cast Iron Pedestal Base & Post Kit

**Kit Code: RPOGP4** | Weight: 33 lbs.  
14" Diameter Cast Iron Base With 4' Pipe.  
Drilled for mounting signs: 12" x 18" | 18" x 24" | 24" x 24"

### Add-On Options:


**Hardware Package** | Item Code: RH6GPE01  
Use for mounting sign to Pedestal Pipe

**Wheel Kit** | Item Code: RPOGP5WHEELKIT  
Attaches to Base to make the base portable and easy to transport. *Mounting Hardware Included.*

**Anchor Screws** | Item Code: RHSMSCA1240  
For permanent applications, mount to concrete surface with (3) anchor screws

## GP-7 Volcano Base & Post Kits

KIT CODE	Post Height	Volcano Rubber Base
RPOGP75TRB1	60" (5 FT)	Single Stack includes (1) 43lb. Base
RPOGP76TRB1	72" (6 FT)	
RPOGP78TRB1	96" (8 FT)	
RPOGP75TRB2	60" (5 FT)	Double Stack includes (2) 43lb. Bases
RPOGP76TRB2	72" (6 FT)	
RPOGP78TRB2	96" (8 FT)	



★MADE IN USA★



- ◆ Durable, thick recycled rubber base with steel insert for square post attachment.
- ◆ Heavyweight Telespar steel post makes attaching signs easy with no sign twisting. Post holes accommodate multiple sign sizes. *Ideal for Telespar posts may be powder coated.*
- ◆ Base to Post and Post to Sign mounting hardware included in kits.



*Ideal for Emergency Management*



Black Semi-Gloss Powder Painted items are available in 20 additional standard colors by custom ordering. Call for details.



**Quick Tip**  
Increase safety with time-tested HI-VIZ Conspicuity Yellow



# Impact Recovery Flexible Sign Posts & Bases



Check out the  
CPC Partner Product  
Play List on the  
Custom Products  
YouTube Channel

## IMPACT recovery SYSTEMS™



**Mix 'n Match  
Components**

Posts, Bases &  
Installation

- ◆ Impact Recovery flexible sign posts for permanent use within parking lots and garages or where occasional bumping by vehicles can damage traditional signposts causing costly repairs or replacement.
- ◆ Base Components and Installation options, sold separately.
- ◆ Coupler Unit has a reactive spring assembly that allows the sign post to be bumped by vehicles, rebound, and return upright.
- ◆ Supports signs up to: • Aluminum 12" x 18" • HDPE (plastic) up to 18" x 24"



## STA-RITE FLEX SIGN POSTS

- ◆ Post is constructed of white powder coated aluminum.
- ◆ Complete with (2) brackets, bracket hardware to mount sign and black post cap.



## STANDARD FLEX SIGN POSTS

- ◆ Standard version of the Sta-Rite Aluminum posts.
- ◆ Post is made of white HDPE (hi-density plastic), no holes in post.
- ◆ Complete with hardware to mount sign and black post cap.

ITEM CODE	Post Height	for Base Style
<b>White Aluminum Post Only   No Bollard</b>		
RPOFPSISRN060Q	60"	Quick Release
RPOFPSISRN060F	60"	Fixed
RPOFPSISRN078Q	78"	Quick Release
RPOFPSISRN078F	78"	Fixed
RPOFPSISRN078D	78"	Drivable
RPOFPSISRN102F	102"	Fixed
<b>Includes Yellow Bollard</b>		
RPOFPSISRB060Q	60"	Quick Release
RPOFPSISRB060F	60"	Fixed
RPOFPSISRB078F	78"	Fixed
RPOFPSISRB102F	102"	Fixed

ITEM CODE	Post Height	for Base Style
<b>White Posts   Hi-Density Plastic</b>		
RPOFPSISPPWH060QN	60"	Quick Release
RPOFPSISPPWH060FN	60"	Fixed
RPOFPSISPPWH066QN	66"	Quick Release
RPOFPSISPPWH066FN	66"	Fixed
RPOFPSISPPWH066DN	66"	Drivable
<b>Yellow Posts   Hi-Density Plastic</b>		
RPOFPSISPYE060FN	60"	Fixed
RPOFPSISPYE060QN	60"	Quick Release
<b>Orange Posts   Hi-Density Plastic</b>		
RPOFPSISPOR060FN	60"	Fixed
RPOFPSISPOR066FN	66"	Fixed

## BASE COMPONENTS

**Fixed Base**



RPOFZISMFBK

**Quick Release Base**



RPOFZIQRFBASEBK

**Quick Release Portable One Base**



RPOFZIQRPBASE

**Drivable Base**



RPOFZIDB218SQ12

**Anchor Kit**

Includes  
4 Lag Screws  
for attaching  
base to ground,  
such as concrete.  
RHSMLS12

**Adhesives**



Ideal for most surfaces.  
See page 105

## INSTALLATION

# X-Tube Flexible Sign Posts & Bases

**X-Tube**  
Post, Post Cap, Base &  
**Quick Release Pin**

**Quick Release Pin**  
RPOFZPXTUBEASE800QR



**"The Yeti" 40# Portable Base**  
RPOFZPXTUBEASEYETI



**Surface Mount Base**  
RPOFSPZXTUBEASE

- ◆ Lightweight, durable plastic sign posts bend when struck, rebound to vertical position and won't damage vehicles like steel posts. Drilled for 12" x 18" sign.
- ◆ Surface Mount Base accepts both the X- and Y-Tubes or 1.75" square steel tube and locks securely in place with a simple bolt or quick-release pin.

**White Sign Post** RPOFSPXTUBEWH(XXX)

Post Height: 48" (048) | 60" (060) | 72" (072)  
78" (078) | 84" (084) | 96" (096) | 108" (108)

**Surface Mount Anchor Screws**

RHSMCA3825 - 3/8" x 2-1/2" - for Concrete

Adhesives recommended for Asphalt, see page 105



2025 | Catalog#18

POSTS • BRACKETS • HARDWARE



# School Zone Signs

Go to [www.cpcsigns.com](http://www.cpcsigns.com) to find more Special Legend School Signs.



## STOP/STOP School Crossing Hand Paddles

**SHP1818ST040(X)NH** - 18" x 18" .040" Aluminum Paddle Head  
**Sheeting (X): (B)** Non-Reflective | **(E)** Engineer Grade Prismatic  
**(H)** High Intensity Prismatic

Handle **HPHANDLE10** 10" Galvanized Steel Conduit (Sold Separately)  
 Vynafoam Grip **HPZFOAMGRIP** (Sold Separately)



**SIGN ALERT**

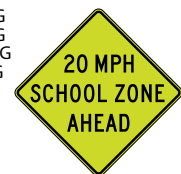
Add Blinking Solar LEDs to signs see page 16



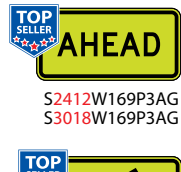
S3030S313AG  
S3636S313AG




S3030S323AG  
S3636S323AG



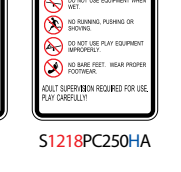
S3030S45A(XX)3AG  
S3636S45A(XX)3AG  
\*Specify Speed



S2412W169P3AG  
S3018W169P3AG



S2412W167P3AG  
S3018W167P3AG



S1218PC250HA



OBTAIN PASS IN MAIN OFFICE



NO BULLYING SAFE SCHOOL ZONE



NO SMOKING IN SCHOOL BUILDINGS OR ON SCHOOL GROUNDS



NO VAPING



NO PARKING



FACULTY PARKING ONLY



STUDENT DROP-OFF AND PICK-UP ONLY



SAFE SCHOOL ZONE



SCHOOL PROPERTY RULES ENFORCED



CARPOOL LANE



NO PARKING



CARPOOL LANE PULL FORWARD



Go to [www.cpcsigns.com](http://www.cpcsigns.com) to find more Special Legends for School Zone Signs.



## Replacement Requirements\*

**3 DAYS** Damaged or missing school zone signs should be replaced or repaired within 3 working days of the agency having notice of them missing, down or damaged. Some signs may warrant faster replacement based on nature of sign. \*Maintenance of Signs and Sign Support: FHWA-SA-09-025

## Are Your Signs Bright Enough?

School Zone Signs MUST be Fluorescent Yellow-Green Diamond Grade. To stay in compliance with the MUTCD, we recommend using: **3M<sup>®</sup> FYG Diamond Grade Cubed** for all **School Zone Signs** for the best overall value and warranty.

## Fluorescent Yellow Green DG3 (FYG)



S2410S44PHA



S2410S46PHA



S2410S42PHA



S1236R16AH3AG



S1236R16H3AG



S3030S113AG  
S3636S113AG



S2418W162P3AG  
S3024W162P3AG  
\*Specify FEET



S2412W166PR3AG  
S3018W166PR3AG



S2412W166PL3AG  
S3018W166PL3AG



S2412W162AP3AG  
S3018W162AP3AG  
\*Specify FEET



S2412W169P3AG  
S3018W169P3AG



S2412W165P3AG  
S3018W165P3AG



S2412S47P3AG  
S3018S47P3AG



S2412W167PR3AG  
S3018W167PR3AG



S2412W167PL3AG  
S3018W167PL3AG

## Athletic Marking Paint & Stencils



Athletic Marking Paints and Stencils available in standard and custom legend signs (CLS) for all your traffic, parking lot, playground, and athletic field needs.

Pages 107-111



## Stickers, Decals & Tags


### Bumper Stickers, Parking Permits, Polyester Decals & Vinyl Decals

Available in many standard colors and sizes with customized graphics for your school or college.



2025 | Catalog#18


## Property Signs




S1218PC236HA



S1824PC230HA



S1824PC235HA



S1824PC200HA



S1218S36HA



S1218PC250HA



NO SMOKING IN SCHOOL BUILDINGS OR ON SCHOOL GROUNDS

NO VAPING

NO VAPING

NO VAPING

NO VAPING

NO VAPING

NO VAPING

NO VAPING

NO VAPING

NO VAPING

NO VAPING

NO VAPING

NO VAPING

NO VAPING

NO VAPING

NO VAPING

NO VAPING

NO VAPING

NO VAPING

NO VAPING

NO VAPING

NO VAPING

NO VAPING

NO VAPING

NO VAPING

NO VAPING

NO VAPING

NO VAPING

NO VAPING

NO VAPING

NO VAPING

NO VAPING

NO VAPING

NO VAPING

NO VAPING

NO VAPING

NO VAPING

NO VAPING

NO VAPING

NO VAPING

NO VAPING

NO VAPING

NO VAPING

NO VAPING

NO VAPING

NO VAPING

NO VAPING

NO VAPING

NO VAPING

NO VAPING

NO VAPING

NO VAPING

NO VAPING

NO VAPING

NO VAPING

NO VAPING

NO VAPING

NO VAPING

NO VAPING

NO VAPING

NO VAPING

NO VAPING

NO VAPING

NO VAPING

NO VAPING

NO VAPING

NO VAPING

NO VAPING

NO VAPING

NO VAPING

NO VAPING

NO VAPING

NO VAPING

NO VAPING

NO VAPING

NO VAPING

NO VAPING

NO VAPING

NO VAPING

NO VAPING

NO VAPING

NO VAPING

NO VAPING

NO VAPING

NO VAPING

NO VAPING

NO VAPING

NO VAPING

NO VAPING

NO VAPING

NO VAPING

NO VAPING

NO VAPING

NO VAPING

NO VAPING

NO VAPING

NO VAPING

NO VAPING

NO VAPING

NO VAPING

NO VAPING

NO VAPING

NO VAPING

NO VAPING

NO VAPING

NO VAPING

NO VAPING

NO VAPING

NO VAPING

NO VAPING

NO VAPING

NO VAPING

NO VAPING

NO VAPING

NO VAPING

NO VAPING

NO VAPING

NO VAPING

NO VAPING

NO VAPING

NO VAPING

NO VAPING

NO VAPING

NO VAPING

NO VAPING

NO VAPING

NO VAPING

NO VAPING

NO VAPING

NO VAPING

NO VAPING

NO VAPING

NO VAPING

NO VAPING

NO VAPING

NO VAPING

NO VAPING

NO VAPING

NO VAPING

NO VAPING

NO VAPING

NO VAPING

NO VAPING

NO VAPING

NO VAPING

NO VAPING

NO VAPING

NO VAPING

NO VAPING

NO VAPING

NO VAPING

NO VAPING

## In-Street Pedestrian Crosswalk Signage



- Quickly grabs motorists' attention and alerts them to pedestrians in crosswalk.
- Utilizes Highly Visible, Reflective Diamond Grade Fluorescent Yellow Green sheeting plus FYG posts.
- 12" x 36" Yield to Pedestrian -or- Stop for Pedestrian signs are constructed of durable plastic.

### 52" X-Tube Rigid Upright with Sign

PART #	LEGEND
RPOFPIPX50WHTSS603	YIELD to Ped - Double Faced
RPOFPIPX50WHTSS602	YIELD to Ped - Single Faced
RPOFPIPX50WHTSS605	STOP for Ped - Single Faced
RPOFPIPX50WHTSS604	STOP for Ped - Double Faced

Choose Sign from above to use with the Yeti Base

RPOFZPTUBEBASEYETI	"The Yeti" 40# Portable Base
RPOFZPTUBEBASE800QR	Quick Release Pin for 1.75" X-Tube Post



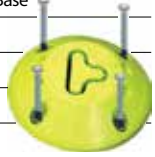
**Children and other pedestrians are at risk when crossing the street every single day.**

### 42" EFX FYG Flexible Safety Post with Sign

PART #	LEGEND
RPOFPIPG342FLGFX613	YIELD to Ped - Double Faced
RPOFPIPG342FLGFX612	YIELD to Ped - Single Faced
RPOFPIPG342FLGFX615	STOP for Ped - Double Faced
RPOFPIPG342FLGFX614	STOP for Ped - Single Faced

Choose Sign from above to use with the Banana Base or Fixed Base

RPOFZPBANANANA	35# Portable Banana Base
RPOFZPFG300BAFYG	Fixed Base
RHSMSCA3840	Asphalt Anchor Bolt
RHSMSCA3825	Concrete Anchor Bolt
RPOFZPFG300XPINS	Post Pins (Box of 50)



The 300 FYG Fixed Base for fixed installations where the post and base will remain on the road surface for an extended period of time.

Bases are constructed of a UV stable, high impact plastic. Safety posts are mounted to the base with two nylon locking pins. Bases are secured to the roadway with either epoxy or bolts.

## In-Street Pedestrian Crosswalk Signage



**In-Street Pedestrian Crosswalk Signage** provides enhanced conspicuity at un-signalized intersections in order to alert motorists to local laws concerning yielding to or stopping for pedestrians in crosswalks.

**FEATURES** exclusive patented, anti-twist reactive spring system.



IMPACT recovery SYSTEMS



Fixed Base



Quick Release Base



The One Base attaches to quick release post types.

### Quick Release Mounting Style Post w/Sign

PART #	Legend	Sign Faces
RPOFPIPDSTDQ	STOP for Ped	Double Faced
RPOFPIPDYDDQ	YIELD to Ped	Double Faced
RPOFPIPDYDSQ	YIELD to Ped	Single Faced
RPOFPIPSSTDQ	(SCHOOL) STOP for Ped	Double Faced
RPOFPIPSYDDQ	(SCHOOL) YIELD to Ped	Double Faced
RPOFPIPSYDSQ	(SCHOOL) YIELD to Ped	Single Faced

Choose Sign from above to use with a Base below

PART #	Description
RPOFZIQRFBASEBK	Quick Release Base - Surface Mount
RPOFZIQRPBASE	Portable One Base - 100% Recycled Rubber
RPOFZIQRPIN	Quick Release Replacement Pin

## Portable School Zone Signage



### Easy Fold Sandwich Boards

Find a full line of standard and custom options  
@ [www.cpcsigns.com](http://www.cpcsigns.com)

### Fixed Mounting Style Post w/Sign

PART #	Legend	Signs Faces
RPOFPIPDSTDF	STOP for Ped	Double Faced
RPOFPIPDSTSF	STOP for Ped	Single Faced
RPOFPIPDYDDF	YIELD to Ped	Double Faced
RPOFPIPDYDSF	YIELD to Ped	Single Faced
RPOFPIPSSTDF	(SCHOOL) STOP for Ped	Double Faced
RPOFPIPSYDDF	(SCHOOL) YIELD to Ped	Double Faced

Choose Sign from above to use with a Base below

PART #	Description
RPOFZISMFBK	Fixed Base - Surface Mount
RHSMSLS12	Anchor Kit with 4 lag screws (installs 1 base)

## Blinker Beacons™



### Vertically Mounted Dual Solar Flashing LED Beacons

- Adds visibility
- Solar Powered, no electric bills, virtually maintenance free
- Low cost installation (no trenching or wiring)
- Patented Auto Bright™ circuitry automatically adjusts brightness levels, maintaining optimal LED output and extending battery life



## Incident Management Kits

### RSPIMKIT(XX) Kit Includes:

- ◆ Wrap and Roll MDI Compact Sign Stand
- ◆ Fluorescent Pink Compact Sign (Ribs included) with ACCIDENT AHEAD Legend in (36) 36" -or- (48) 48". 48" kit is suitable for all roadways including interstates.
- ◆ 5-Point Breakaway Lime XL Economy Vest
- ◆ 6.5" x 4" Red Highway Road LED Flare
- ◆ 14" Red Traffic Baton ◆ Storage Bag for Kit



Add a Set of 5 Cones to IM Kit



(Set of 5 cones w/bag)  
**Collapsible Cones**

**RSPCC28RCOLLAPSE5PK**

(Set of 5 cones w/bag))

**FirstGard Foldable Cones**

**RSPBPSSFGFOLDCONES**

## Roll-Up Signs for Forest Service

USDA Forest Service roll-up signs are available in Pink Reflective. Source: Sign & Poster Guidelines for Forest Service (2013). May be used by jurisdictions other than USDA Forest Service as well. Ribs sold separately. *Artwork charges may apply.*

Available in 36" x 36" (36) and 48" x 48" (48) sizes with vinyl pockets.

RMSIMF36JUAFW251H  
RMSIMF48JUAFW251H



RMSIMF36JUAFW253H  
RMSIMF48JUAFW253H



RMSIMF36JUAFW254H  
RMSIMF48JUAFW254H



RMSIMF36JUAFW218H  
RMSIMF48JUAFW218H



RMSIMF36JUAFW286AH  
RMSIMF48JUAFW286AH



Call for a Customized Quote

END FIRE ACTIVITY

RMSIMF3618JUAFG205H

FIRE INFORMATION  
→

RMSIMF5436JUAFG219H

FIRE INFORMATION AHEAD

RMSIMF5436JUAFG218H

WASH AREA  
→

RMSIMF3624JUAFG213RH

DIP SITE  
↑

RMSIMF3624JUAFG217H

HELIBASE  
→

RMSIMF3624JUAFG215RH

FUEL  
←

RMSIMF3624JUAFG216L

FILL SITE  
→

RMSIMF3624JUAFG217ARH

SPIKE CAMP  
←

RMSIMF3636JUAFG211BH

INCIDENT BASE AHEAD

RMSIMF3636JUAFG211AH

INCIDENT BASE  
→

RMSIMF3636JUAFG211H

STAGING AREA  
↑

RMSIMF3636JUAFG214H

MANAGED BURN  
DO NOT REPORT

RMSIMF3636JUAFG2111H

## Traffic Batons

Batons are Weather Resistant

Batteries last up to 100 hours.

LED lights visible up to 3,000 yards away & last over 100,000 hours.



### 14" Long Baton Red RSAGFXG410RE

- ◆ 3 Functions: red flashing, warning, and steady
- ◆ Requires 2 X C batteries (not included)

### 15" Long Baton Red RSAGFXG411TWRE

- ◆ 4 Functions: white flashlight, white flashlight with red flashing, and red flashing/steady
- ◆ Requires 2 X D batteries (not included)



### 21" Long Traffic Baton Red/Green/Blue RSAGFXG408RGB

- ◆ 6 Functions: flashing and steady in red, green & blue
- ◆ Requires 3 X C batteries (not included)

## 5-Point Breakaway Vests

3rd Party Certified – Meets ANSI/ISEA 207-2006

Class 3 Type R Standards



Premium 5-P Vest  
**RSAGV35PBLSSZM(XX)N** - Lime

Specify Size (XX): (ML) fits M-L, (XL2X) fits XL-2XL, (3X5X) fits 3XL-5XL

3rd Party Certified – Meets ANSI/ISEA 107-2015 Class 2 Standards, NFPA Standards for Fire Trucks and MUTCD Standards for Flaggers

### 5-Point Breakaway Vests

are an excellent choice for extreme work environments around moving machinery and equipment to prevent pulling workers into hazards. Choose an Economy 5-Point Vest or Premium 5-Point Vest in Lime or Orange.

Colors (X): (L) Lime, (O) Orange  
Sizes (XX): (L), (XL), (2X)



Economy 5-P Vest  
**RSAGV5E(X)SSZM(XX)N**



Premium 5-P Vest  
**RSAGV5P(X)SSZM(XX)N**

### Are your First Responders Compliant?

The NFPA (National Fire Protection Agency) requires that all fire trucks shall carry one 5-Point Breakaway ANSI/ISEA 201 Class 2 Vest for each seating position on the truck.

## Storage Bags

**Storage Bags**  
for 2 (two) Standard  
Roll-Up Signs with Ribs.  
*Specify Size when Ordering.*



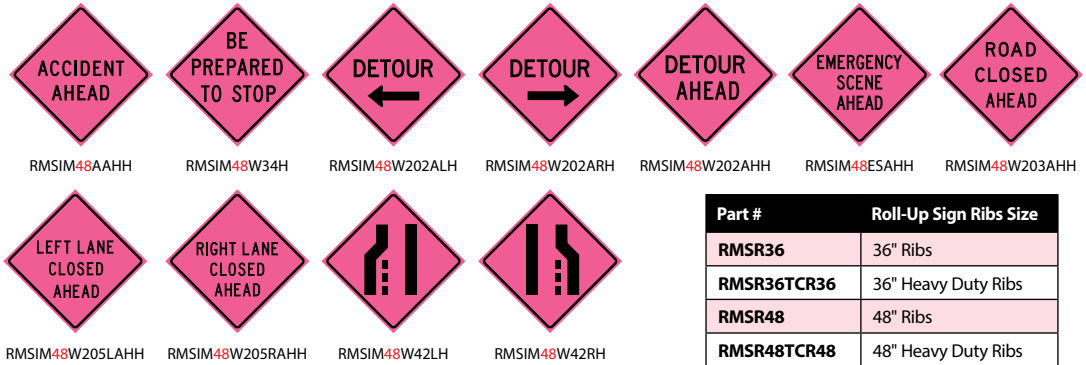
**RMSHD36**  
**RMSHD48**

Roll-up Sign Legends shown on *page 85* are also  
available in the fluorescent pink reflective material.  
*Artwork charges may apply. Call for details and a customized quote.*

Pink Reflective is the approved MUTCD  
color material for all Incident Management areas.

## Standard Roll-Up Signs

Standard Roll-Up Signs are available in many legends. Quick Ship legends shown. Ribs sold separately.



RMSIM48AAHH

RMSIM48W34H

RMSIM48W202ALH

RMSIM48W202ARH

RMSIM48W202AAH

RMSIM48ESAHH

RMSIM48W203AAH

RMSIM48W205LAHH

RMSIM48W205RAHH

RMSIM48W42LH

RMSIM48W42RH

Part #	Roll-Up Sign Ribs Size
RMSR36	36" Ribs
RMSR36TCR36	36" Heavy Duty Ribs
RMSR48	48" Ribs
RMSR48TCR48	48" Heavy Duty Ribs

**Folding Flag Assembly**  
for use with any  
Roll-Up Sign with Ribs.  
(2) two 18" flags  
included.



**RMSZFFA2**

## Compact Sign System

Custom Products offers the MDI System that is a completely self-contained sign system that deploys quickly for greater safety and efficiency in traffic incident management areas. This system is ideal for storing in police and fire vehicles. Add Carry Cases to protect your Stand and Signs during storage for longer product life.



**RPOTTCS23612DLK**

### From Stored to Fully Deployed in Seconds

The patented MDI Compact® Sign system features sign faces that have hinged, integrated cross bracing with a single trigger release mechanism for rapid deployment and take-down. When the incident is terminated, the MDI Compact® Sign and cross brace folds down and wraps around undeployed sign stand for easy storage.

### Wrap & Roll System

MDI Compact® Roll-Up sign combines with a Traffic Master® sign stand.

## Storage Bag

**Storage Bag** for  
MDI Compact System  
or Compact Roll-Up  
Signs.



**RMSHD48CSSB**  
For Compact  
System  
Only



RMSIMCS(XX)AAHH

RMSIMCS(XX)ATAH

RMSIMCS(XX)W34H

RMSIMCS(XX)W202VAH

RMSIMCS(XX)EMAH

RMSIMCS(XX)ESAHH

RMSIMCS(XX)FAKOH

**Compact Roll-Up Signs** come pre-installed with hinged, integrated  
cross bracing to work in conjunction with the MDI Compact Sign System.

Arrows provided as overlay patch may be turned as needed. Roll-up sign sizes (XX) : (36) 36" or (48) 48"



RMSIMCS(XX)MAH

RMSIMCS(XX)FTIPH

RMSIMCS(XX)PTIPH

RMSIMCS(XX)W203H

RMSIMCS(XX)W203AAH

RMSIMCS(XX)R11H

RMSIMCS(XX)TTAAH





RSPCC42PWOH46  
Standard

## Watchtower Cone



- ◆ 42" tall (46.25" with handle)
- ◆ Stack up to 20% more on your truck with new compact nesting design.
- ◆ Strong, ergonomic handle speeds placement on job, as it fits two hands which makes lifting with base easier. Also, it's easy to string caution tape through handles.
- ◆ Recessed area protects sheeting.
- ◆ Accepts same bases as our Navicade™ delineator which can reduce your base inventory. 10, 16, or 30 lb. recycled rubber bases available.
- ◆ Customize with your company name or logo
- ◆ MASH Passed, Meets MUTCD Standards

Specifications	Standard	Additional Options Available
Body Color	Orange	NONE
Stripe Width	1 each of 4" & 6" HIP	2 each 4" White & 4" Orange -or- 2 each 4" White
Stripe Color	White	Alternating Orange & White
Reflectivity	HIP	NONE -or- DG
Base	16 lbs Rubber	10 lbs. or 30 lbs.

RSPCTPO42D3  
Standard



## Open Top Delineator

- ◆ Quick and easy set-up
- ◆ Reflective Bands, 2 each - 3" or 4" wide
- ◆ Flange on bottom grabs base for tight fit, 5.375" diameter
- ◆ Post Diameter: 4"
- ◆ Recycled rubber bases: 8 lbs, 10 lbs, 12 lbs, and 18 lbs
- ◆ 2 Sizes: 42" H - weight 1.7 lbs  
28" H - weight 1.1 lbs
- ◆ MASH Passed and Meets MUTCD Standards



Specifications	Standard	Additional Options Available
Height/Weight	42" / 1.7 lbs	28" / 1.1 lbs
Reflectivity	ENG	NONE -or- HIP -or- DG
Band (Stripe Width)	2 each - 3"	2 each - 4"
Base	8 lbs	10 lbs, 12 lbs, 18 lbs
Handle	NONE	Upgrade to the Knob-Top Delineator

Available Bases  
RSPCTPZB(XX)  
(08) 8 lbs | (10) 10 lbs  
(12) 12 lbs | (18) 18 lbs

## Gemstone™ Vertical Panel

- ◆ Oversized handle with comfort grip
- ◆ Designed to withstand repeated impacts with minimal damage to vehicles or unit
- ◆ Recessed panel protects reflective sheeting, 8" W x 34" H, OR 8" W x 36" H
- ◆ Flashing light mounting receptacle
- ◆ Available in orange and white
- ◆ Solid recycled rubber bases with carrying handles come in two sizes: 20 lbs. and 30 lbs.
- ◆ Size: 15.4" W x 45" H | Weight: 4 lbs.
- ◆ MASH Passed and Meets MUTCD Standards



RSPCV08366ORE  
Standard



RSPCVZBASE20  
20 lb. base



RSPCVZBASE30  
30 lb. base



The handle is easy to grab even with the light attached



Sidewall design adds strength and durability

Specifications	Standard	Additional Options Available
Color	Orange	White
Reflective Area	8" x 36"	8" x 34"
Stripe Size	6" for 8" x 36"	6" for 8" x 34"
Reflectivity	ENG	HIP -or- DG
Base	20 lbs	30 lbs
Stencil	NONE	Name or Logo on Plastic Panel or Molded into Base



Available Bases  
RSPCTJZB(XX)  
(08) 8 lbs | (12) 12 lbs

## Colored A-Top Delineators

RSPCTJA46HN(XX) Body Colors (XX): Black (BK) | Blue (BU) | Hunter Green (GR) | Lime (LI) | Orange (OR) | Red (RE) | White (WH) | Yellow (YE)

- ◆ The A-Top Delineator has replaced the discontinued Dome-Top.
- ◆ Perfect for hotels, schools, churches, parking lots, valet parking and more! Beautiful rich color options make the uses for these delineators endless.
- ◆ New arch design for easy setup and take down. When used in conjunction with the JBC Cone Bar or the JBC Cobra Chain, you can create a barrier in seconds.
- ◆ Made of a special LDPE formula, these Delineators are strong where you need them to be and flexible enough to bounce back from tough impacts. Tubes have UV stabilizers to ensure they hold their color in the harshest conditions with recessed area to protect 3M Prismatic Reflective Sheeting. Strong consistent lip at base to ensure snug fit with the base.
- ◆ Recycled rubber bases: 8 lbs or 12 lbs, SOLD separately.
- ◆ Bases are re-vulcanized rubber and have a nice clean look.

Specifications	Quick SHIP	Additional Options Available
Height	46"	46"
Reflectivity	HIP	NONE -or- ENG -or- DG
Band (Stripe Width)	2 Each - 3"	NONE
Rubber Base	8 lbs	12 lbs
Color	Black and Lime	Red, Yellow, Blue, White, Hunter Green, Orange

## Barrier Tapes



RSP710(X)



- ◆ 3 mil : 3" x 1000' poly barrier tape provides warning of temporary safety hazard
- ◆ Economical, strong, and disposable
- ◆ Legends (X):  
(A) Caution Caution  
(B) Police Line Do Not Cross  
(F) Caution Do Not Enter
- ◆ Other sizes and legends available

## Channelizers



### Knob-Top 4" Delineator

- ◆ Height 45" x Width 4"
- ◆ Knob Top for easy handling
- ◆ Accepts cone bars
- ◆ Caution tape wraps around knob
- ◆ Support rings around reflective bands for added tape protection
- ◆ Made from low density polyethylene Fluorescent Orange plastic
- ◆ 8 lb. base is standard and included in price, other sizes available upon request.



RSPCTJK42H08



### Channelizer Cone

- ◆ Plasticade Navicade Brand
- ◆ High Density Polyethylene
- ◆ 4 - 6" Tall High Intensity Orange and White Reflective stripes
- ◆ 3 lbs. / 49.25" H x 7.6" W
- ◆ 16 lb. Recycled rubber base included in 6" HIP version.
- ◆ Unique handle is easy to grab even with flashing light or sign attached
- ◆ Stackable with or without base for easy transportation or storage
- ◆ Molded-in holes for mounting lights and signs
- ◆ MASH Passed and meets MUTCD Standards



30 lb. base (below)

RSPCC42NH4616  
16 lb. base

Specifications	Standard	Additional Options Available
Stripe Width	4 Each - 6"	4 Each - 4" -or- 1 Each - 4" and 6"
Reflectivity	HIP	DG -or- DG/HIP Combo -or- ENG
Base	16 lbs.	30 lbs.
Stencil	NONE	Name or Logo Molded into Base



## Channelizer Commander™ Traffic Drums



RSPCD100HI46  
RSPCD100ZBTIRE - 25lbs

**New Power Dome Handle:**  
gentle slope of dome merges with handle

**New Light Mounting Design:** light easily turns for stacking



**New Tire Locking Ring Design:**  
Inhibits movement of drum on road surface; textured skirt increases friction and grabs tire; anti-roll design, flat sections on two sides

- ◆ Available in High and Low Density Polyethylene
- ◆ Five Tier Design with (2) 6" Tall Orange and (2) 6" Tall White High Intensity Reflective Stripes
- ◆ 8 lbs. | 39.7" H x 23.5" W
- ◆ MASH Passed and meets MUTCD Standards

Specifications	Standard	Additional Options Available
Stripe Width	(2) 6" Orange   (2) 6" White	(2) 4" Orange   (2) 4" White
Reflectivity	HIP	DG -or- ENG
Density	HIGH	LOW
Base	25# Recycled Rubber Tire Ring	Also available in version compatible with Snap On Rubber Base
Stencil	NONE	Molded in Name or Logo



## Type I & II Barricades



TYPE I - Standard  
RSPB1PMP1WHE0806



TYPE II - Standard  
RSPB1PMP2WHE0808



Purchase barricades fully assembled or as component parts.

Names can be stenciled on blank panels for identification.

Leg hinge hole accepts 1/2" light mounting bolt

### Combocade™ Type I and Type II Barricade

- ◆ Steel leg barricade with your choice of plastic or plywood boards
- ◆ Boards and legs can be replaced, legs can be repaired
- ◆ 45" steel legs, 14 gauge thickness, galvanized - white powder coated finish available by special order
- ◆ Plastic boards are strong and dense, will not bend, warp, crack, splinter, or peel
- ◆ Bolt holes are molded into the plastic boards
- ◆ Dimensions: 24.4" W x 42.6" H | Board Sizes Available: 8" x 24" and 12" x 24"
- ◆ MASH Passed and meets MUTCD Standards

**50%  
STRONGER  
PLASTIC  
BOARDS**



Specifications	Standard	Additional Options Available
Reflectivity	ENG	HIP -or- DG
Reflective Area Type I Barricade	8" x 24" Top Panel	12" x 24" Top Panel
Reflective Area Type II Barricade	8" x 24" Top Panel 8" x 24" Bottom Panel	12" x 24" Top Panel 8" x 24" Bottom Panel
Usage	Type I or Type II Barricade	Safety Signage
Stencil	NONE	Recommended for Type I Only
Purchase Option	Complete Barricade	Replacement Parts



## Econocade® Type I and Type II Barricade



The Econocade Barricade can be purchased in a variety of colors.

- ◆ One piece solid construction
- ◆ Size: 24.4" x 42.6"
- ◆ Easy to handle, pack, and transport.
- ◆ Rust free and impact resistant.
- ◆ Bottom rail can carry a sand bag.
- ◆ Two flashing light receptacles
- ◆ White in Stock. Also available in Orange, Yellow, Red, Blue and Green.
- ◆ MASH Passed and meets MUTCD Standards



Specifications	Standard	Additional Options Available
Body Color	White	500 Piece Minimum: Orange, Red, Yellow, Green or Blue
Reflectivity	HIP	ENG -or- DG
Reflective Area Type I Barricade	8" x 24" Top Panel	12" x 24" Top Panel
Reflective Area Type II Barricade	8" x 24" Top Panel 8" x 24" Bottom Panel	12" x 24" Top Panel 8" x 24" Bottom Panel
Usage	Type I or Type II Barricade	Safety Signage
Stencil	NONE	Recommended for Type I Only

## Plasticade® Type I and Type II Barricade



- ◆ Premium Plasticade Barricade
- ◆ Withstands repeated impacts
- ◆ Molded-in handles with mounting holes for attaching flashing lights
- ◆ "Click lock" hinges for a positive interlock in the open position
- ◆ Internal ballasting, up to 10 lbs. of sand
- ◆ Sandbag bar (for additional weight)
- ◆ White in Stock. Also available in Orange and Yellow.
- ◆ All grades of reflective sheeting available.
- ◆ Stacking lugs keep units from sliding when stacked
- ◆ MASH Passed and meets MUTCD Standards



Specifications	Standard	Additional Options Available
Body Color	White -or- Orange	Yellow
Reflectivity	HIP	ENG -or- DG
Reflective Area Type I Barricade	8" x 24" Top Panel	12" x 24" Top Panel
Reflective Area Type II Barricade	8" x 24" Top Panel 8" x 24" Bottom Panel	12" x 24" Top Panel 8" x 24" Bottom Panel
Usage	Type I or Type II Barricade	Sign Stand with Sign Sleeve Option -or- Safety Signage
Stencil	NONE	Recommended for Type I Only



Add a Sign Sleeve to use as a sign stand



Stenciling Available

## Omni™ A-Frame Type I & II Barricades

- ◆ Choose 1 of 6 Top Selling, Quick Ship A-Frame Leg and Board Kits.
- ◆ Perfect for crowd control and road closures.
- ◆ Omni™ A-Frame Leg accepts Plasticade® 1" x 8" Barricade Boards as the standard option, as well as, I-Beam Boards.
- ◆ Omni™ A-Frame legs are 20% heavier than the Plasticade® A-Frame barricade leg with a solid wall design.
- ◆ Omni™ A-Frame legs have stacking lugs for easy transportation and storage and a flashing light mounting receptacle.
- ◆ I-Beam Type I and II Barricade Kits are also available at [www.cpcsigns.com](http://www.cpcsigns.com)



### Omni™ A-Frame Type I Barricade Kits

All kits contain (2) Omni™ A-Frame Legs and (1) 1" x 8" x 8' High Intensity Reflective Barricade Board

Reflective Sides	Stripe Direction	TYPE I KIT CODES
Double-Sided	Left/Right	RSPBAPABK10996HD
Single-Sided	Left	RSPBAPABK10996HL
Single-Sided	Right	RSPBAPABK10996HR

### Omni™ A-Frame Type II Barricade Kits


All kits contain (2) Omni™ A-Frame Legs and (2) 1" x 8" x 8' High Intensity Reflective Barricade Boards

Reflective Sides	Stripe Direction	TYPE II KIT CODES
Double-Sided	Left/Right	RSPBAPABK20996HD
Single-Sided	Left	RSPBAPABK20996HL
Single-Sided	Right	RSPBAPABK20996HR

### Omni™ A-Frame Leg CODE: RSPBAPA200 Leg Sold Individually

Build a Custom Kit with Omni A-Frame Legs and 1" x 8" Barricade Boards of your choice, see page 83.

Reflective barricade boards using your town, school or team colors, available by custom order.





## Type III Barricades

## Telespar® Welded Riser Breakaway System Kits



## Kit #1 Welded Riser Design



- ◆ **Kit Code: RSPB3ZBUS1**
- ◆ (2) Two - 5' Telespar® Feet with 6" Welded Risers
- ◆ (2) Two - 5' Telespar® Uprights
- ◆ (1) One - Hardware Kit - Board to Square Post Upright

## Kit #2 Welded Riser Design with Quick Release Pins



- ◆ **Kit Code: RSPB3ZBUS1QR**
- ◆ (2) Two - 5' Telespar® Feet with 6" Welded Risers
- ◆ (2) Two - 5' Telespar® Uprights
- ◆ (1) One - Hardware Kit - Board to Square Post Upright
- ◆ (2) Quick Release Pins

- ◆ **Breakaway System Kits** allow quick removal of uprights from feet or bases for short term or permanent placement. **Barricade Boards**, Sold Separately on page 83.
- ◆ These kits are easy to assemble and replace parts, if necessary.
- ◆ The **Telespar® Square Posts** shape provides superior wind load capabilities and inhibits warping. Galvanized, hot rolled high carbon steel. Pre-punched mounting 7/16" holes. Upright accepts a flashing barricade light.

## Volcano Rubber Base Breakaway System Kits



## Kit #3 Volcano Base &amp; Telespar® Posts

- ◆ **Kit Code: RSPB3ZBUS2S**
- ◆ (2) Two - Volcano Bases
- ◆ (2) Two - 5' Telespar® Uprights
- ◆ (1) One - Hardware Kit - Board to Square Post Upright
- ◆ (2) Quick Release Pins

- ◆ **Breakaway System Kits** allow quick removal of uprights from feet or bases for short term or permanent placement. **Barricade Boards**, Sold Separately on page 83.
- ◆ These kits are easy to assemble and replace parts, if necessary.
- ◆ The **Telespar® Square Posts** shape provides superior wind load capabilities and inhibits warping. Galvanized, hot rolled high carbon steel. Pre-punched mounting 7/16" holes. Upright accepts a flashing barricade light.
- ◆ **Volcano Bases** are a durable, thick recycled rubber base with steel insert for square post attachment.
- ◆ **Power Posts** are lightweight and impact resistant square plastic posts that will never rust. Posts have universal pre-drilled mounting holes for Type III boards and flashing barricade lights.



## Kit #4 Volcano Base &amp; Power Posts

- ◆ **Kit Code: RSPB3ZBUS2P**
- ◆ (2) Two - Volcano Bases
- ◆ (2) Two - 5' 3" Power Post® Uprights
- ◆ (1) One - Hardware Kit - Board to Square Post Upright
- ◆ (2) Quick Release Pins

## Plasticade® Breakaway

- ◆ Collapsible, lies flat for storage and transport
- ◆ Available with 5 board lengths: 1" x 8" boards, 4', 6', 8', 10' or 12' long
- ◆ Easier to transport, install, and store than wood or steel Type III Barricades
- ◆ Accepts two flashing lights
- ◆ Boards are available sheeted (one or both sides) or unsheeted
- ◆ Barricades are sold in kits with hardware included or as component parts
- ◆ MASH Passed and meets MUTCD Standards



## LaneGard 3® Folding Type III Barricade



- ◆ **PRODUCT ID: RSPBPSS3KLG(XXX)OH(L/R/D)**
- ◆ **Centerboard Lengths: (048) 48" | (072) 72" | (096) 96"**



- ◆ **Stripes:**  
(L) Left-Single Faced  
(R) Right-Single Faced  
(D) Left/Right-Double Faced
- ◆ **Weight:** 17 lbs. assembled, without centerboards.
- ◆ **Frame Size:** 46" x 48" x 64" tall when deployed.
- ◆ Made from engineered plastic with UV inhibitors.
- ◆ Anti-Skid Feet, two per cross-bar.

# Type III Barricade Components

## Components & Accessories



### Angle Iron/ Telespar® Kits

The below components are also available as Kits. Kits include three barricade boards of your choice plus all the hardware needed for assembly.



**Angle Iron Uprights** with Angle Iron Feet  
**RSPB3ZBUZAIU(L/R)**  
1 (L) Left and 1 (R) Right Angle Iron Upright required per barricade



**Telespar® Uprights** with Angle Iron Feet  
**RSPB3ZBUZAIU**



**Telespar Foot 2"**  
14 Gauge w/6" Riser  
**RSPB3ZBUZTF**




**Plasticade Volcano Rubber Base**  
for 1.75" square post  
**RSPB3ZBUZRV**



**Plasticade Power Posts**  
**RSPB3ZBUZPPU**  
63" H | 1.75" tube  
**Telespar® Uprights**  
**RSPB3ZBUZTU60**  
60" H | 1.75" tube | 14 Gauge

Barricade Tape, see page 78.

**Crossmember Stabilizer Bar**  
1.75"/14 gauge  
for 8' Type III  
**RSPB3ZBUZTC70**



**T-Bracket**  
**RSPB3ZBUZTCHTB**

**Hardware Kit**  
for T-Bracket and Crossmember  
**RSPB3ZBUZTCHTBH**



**Quick Release Pin - 2"**  
**RSPB3ZBUZTFHQR2**



**Board to Square Post Upright Hardware Kit**  
**RSPB3ZBUZSPUH**



SCAN QR codes with Smart Phone camera to view Stripes videos.

### About Stripes



"LEFT" Stripes begin at the upper left side and slope downward to the lower right.



**Orange** - Temporary Traffic Control  
**Red** - STOP or Prohibition (Permanent)



"RIGHT" Stripes begin at the upper right side and slope downward to the lower left.



- ◆ **RSPB3Z(XXX)S(X)M(S/D)(L/R)(OW/RW)6**
- ◆ 1" thick x 8" wide plastic boards: extruded hollow core with internal walls for strength and durability.
- ◆ **Length (XXX):** (048) 4' | (072) 6' | (096) 8' | (120) 10' | (144) 12'
- ◆ **Sheeting (X):** (H) High Intensity  
(E) Engineer Grade  
(D) Diamond Grade Sheeting
- ◆ **Sides (S/D):** (S) Single or (D) Double
- ◆ **Stripe Direction (L/R):** Right (R) or Left (L) or omit if (D) Double-Sided
- ◆ **Colors (OW/RW):** (OW) Orange/White  
(RW) Red/White - not available in Diamond Grade

Sold separately from Breakaway Kits #1-4



Barricade Board	
<b>Length</b>	8' (96")
<b>Reflective Sides</b>	1 - Single Sided
<b>Reflectivity</b>	HIP
<b>Stripe Direction</b>	6" Left or Right Stripe
<b>Stripe Color</b>	Orange & White
<b>Stencil</b>	NONE

## Color Matched Pedestrian and Crowd Control Boards



- ◆ Reflective barricade boards using your town, school or team colors, available by custom order.
- ◆ Examples of color combinations shown. Request your specific colors when ordering.
- ◆ Barricade components including feet, bases, uprights and hardware, sold separately from barricade boards.



0  
DAYS

# Construction Work Zone Signs



CWZ Signs can be ordered with  
**500 ft (05)**  
**1000 ft (10)**  
**1500 ft (15)**  
**1/2 mile (5M)**  
**1 mile (1M)**  
**Ahead (AH)**  
**\_\_\_00 FT (F)**  
 (Blank Space) (B)  
 Example:  
**S4848W202(AH)(X)AC**

Huge Selection\*  
**IN STOCK**  
**READY TO**  
**SHIP SIGNS**



S3030W202(X)(X)AC  
 S3636W202(X)(X)AC  
 S4848W202(X)(X)AC



S3030W203(X)(X)AC  
 S3636W203(X)(X)AC  
 S4848W203(X)(X)AC



S3030W204(X)(X)AC  
 S3636W204(X)(X)AC  
 S4848W204(X)(X)AC



S3030W205L(X)(X)AC  
 S3636W205L(X)(X)AC  
 S4848W205L(X)(X)AC



S3030W205R(X)(X)AC  
 S3636W205R(X)(X)AC  
 S4848W205R(X)(X)AC



S3030W213(X)(X)AC  
 S3636W213(X)(X)AC  
 S4848W213(X)(X)AC



S3030W201(X)(X)AC  
 S3636W201(X)(X)AC  
 S4848W201(X)(X)AC



S3030W217(X)(X)AC  
 S3636W217(X)(X)AC  
 S4848W217(X)(X)AC



S3030W205AL(X)(X)AC  
 S3636W205AL(X)(X)AC  
 S4848W205AL(X)(X)AC



S3030W205AR(X)(X)AC  
 S3636W205AR(X)(X)AC  
 S4848W205AR(X)(X)AC



S3030W215BL(X)(X)AC  
 S3636W215BL(X)(X)AC  
 S4848W215BL(X)(X)AC



S3030W215BR(X)(X)AC  
 S3636W215BR(X)(X)AC  
 S4848W215BR(X)(X)AC

\*Call customer service for current availability. 48" Signs Must Ship Truck Line.



Reverse Curve Left  
 S4848W14L(X)AC



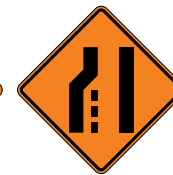
Reverse Curve Right  
 S4848W14R(X)AC



Merge Left  
 S4848W41L(D)AC




Merge Right  
 S4848W41R(D)AC



Lane Reduction Left  
 S4848W42L(X)AC



Lane Reduction Double  
 S4848W42D(X)AC



Lane Reduction Right  
 S4848W42R(X)AC



S4836W143(X)AC



Flagman Symbol  
 S3030W207(X)AC  
 S3636W207(X)AC  
 S4848W207(X)AC



SLSZNONW207B4848(X)AC



S3030W34(X)AC  
 S3636W34(X)AC  
 S4848W34(X)AC



Men Working Symbol  
 S3030W211(X)AC  
 S3636W211(X)AC  
 S4848W211(X)AC



S3030W811(X)AC  
 S3636W811(X)AC  
 S4848W811(X)AC



S3030W812(X)AC  
 S3636W812(X)AC  
 S4848W812(X)AC



S3030W93(X)AC  
 S3636W93(X)AC  
 S4848W93(X)AC



S3030W215(X)AC  
 S3636W215(X)AC  
 S4848W215(X)AC



S2424W211B(X)AC  
 S3030W211B(X)AC  
 S3636W211B(X)AC  
 S4848W211B(X)AC



S3030W211C(X)AC  
 S3636W211C(X)AC  
 S4848W211C(X)AC



S3030W212(X)AC  
 S3636W212(X)AC  
 S4848W212(X)AC



S3030W212T(X)AC  
 S3636W212T(X)AC  
 S4848W212T(X)AC



S3030W215AL(X)AC  
 S3636W215AL(X)AC  
 S4848W215AL(X)AC



S3030W215AR(X)AC  
 S3636W215AR(X)AC  
 S4848W215AR(X)AC



S3030W216(X)AC  
 S3636W216(X)AC  
 S4848W216(X)AC




S3030W221(X)AC  
 S3636W221(X)AC  
 S4848W221(X)AC



S3030W241(L)(X)AC  
 S3636W241(L)(X)AC  
 S4848W241(L)(X)AC



S3030W241A(R)(X)AC  
 S3636W241A(R)(X)AC  
 S4848W241A(R)(X)AC



S3030W241B(R)(X)AC  
 S3636W241B(R)(X)AC  
 S4848W241B(R)(X)AC



S1818W131P10(X)AC  
 S2424W131P10(X)AC



S1818W131P15(X)AC  
 S2424W131P15(X)AC



S1818W131P20(X)AC  
 S2424W131P20(X)AC



S1818W131P25(X)AC  
 S2424W131P25(X)AC



S1818W131P30(X)AC  
 S2424W131P30(X)AC  
 2025 | Catalog#18



S1818W131P35(X)AC  
 S2424W131P35(X)AC



S1818W131P40(X)AC  
 S2424W131P40(X)AC



S1818W131P45(X)AC  
 S2424W131P45(X)AC

0  
DAYS

## Replacement Requirements\*

Work Zone signs should only be used in "new" or "like new" condition and replaced immediately if missing, damaged or deteriorated. While they are temporary signs, condition is extremely critical because travel through work zones can be hazardous with unexpected or unusual conditions.

\*Maintenance of Signs and Sign Support: FHWA-SA-09-025

## Are Your Signs Bright Enough?

All Ground Mounted Warning Signs MUST be Type II Reflective or better. All Roll-Up Signs used at night MUST be retro-reflective. To stay in compliance with the MUTCD, we recommend using:

**3M** Fluorescent Orange VIP or Orange HIP for all **Work Zone Signs** for the best overall value and warranty included.

**Fluorescent Orange  
VIP**

**Orange  
HIP**

CONSTRUCTION WORK ZONE



3M™ MCS™  
Warranty







# "Crashworthy" Barricade Signs

0 DAYS

## Substrates (S):

- (M3) ACM (radius corners & holes)
- (A) .080" Aluminum (radius corners & holes)
- (C04) 4MM Coroplast (straight corners)
- (C10) 10MM Coroplast (straight corners)

## 3M Reflective Sheeting (X):

- (3) DG3 Diamond Grade Cubed
- (D) VIP Diamond Grade
- (H) High Intensity Prismatic

- ACM and Coroplast Signs are crashworthy when mounted on a Type III Barricade.
- Popular legends shown, available in all 4 substrates. Call customer service for custom legend signs (CLS).



S4830R112(X)(S)



S4830R112B(X)(S)



S4830R112L(X)(S)



S6030R113AM(X)(S)




S6030R113CM(X)(S)



S4830R112S(X)(S)



S6030R113AB(XX)(H)A



S6030R113B(XX)(H)A



S2412R99(X)(S)



S6030R114(X)(S)



S4830R112C(X)(S)



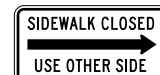
S2412R911A(L/R)(X)(S)



S1824W18(X)(S)C  
S2430W18(X)(S)C



S3618W17(X)(S)C  
S4824W17(X)(S)C



S2412R910A(L/R)(X)(S)



S4818M410(L)(X)(S)C



S3618G202(X)(S)C  
S4824G202(X)(S)C



S2412M48(X)(S)C



S2412M48B(X)(S)C



S3618G201B(X)(S)C  
S4824G201B(X)(S)C  
\*Specify miles



S3024M49B(X)(S)C



S3024M49U(X)(S)C



S2418M48A(X)(S)C



S4824W16(X)(S)C



S3024M49B(L)(X)(S)C



S3024M49(L)(X)(S)C



S4836E52A(X)(S)C



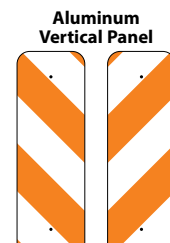
S3024M49A(L)(X)(S)C



S3024M49C(L)(X)(S)C



S4836E52(X)(S)C



S0824OM3(L/R)HAC

## ACM Sheets



- 3MM Aluminum Composite Material (ACM) is made of two sheets of .021 Aluminum bonded to a thermoplastic core.
- ACM's flat rigid surface and weather resistance ensures long-term performance and durability.
- ACM is lightweight at only .8 lbs per sq ft

RBACM3MM4896WHAL - 48" x 96"

## Temporary CWZ Roll-Up Signs

0 DAYS

**Standard Roll-Up Sign Ribs SOLD Separately.** A large variety of standard MUTCD legends via drop ship directly from the manufacturer thru trusted and reliable business partnerships.

**Choose Sign Options: RMS(XX)(LEGEND)(L/R)(D)(M)**

- Size (XX):** (36) 36" | (48) 48"
- Legend:** Include Left or Right (L/R) or Distances (D) : as required:  
• 500 ft (05) • 1000 ft (10) • 1500 ft (15) • 1/2 mile (5M) • 1 mile (1M) • Ahead (AH)
- Sign Types and Material (M):**  
(D) 3M Diamond Grade | Standard Vinyl Pockets | Ribs Sold Separately  
(H) 3M High Intensity | Standard Vinyl Pockets | Ribs Sold Separately  
(N) Econo Mesh Non Reflective | Standard Vinyl Pockets | Ribs Sold Separately  
(CSD) Marathon Diamond Grade | Compact Wrap & Roll System  
(CSH) Super Brite High Intensity | Compact Wrap & Roll System

- Compact Wrap & Roll Signs** are part of a Premium Space Saving System that come pre-installed with hinged, integrated cross bracing to work in conjunction with the **MDI Compact Sign Stand-RPOTTC523612DLK** and a **Carrying Case** to hold one collapsed Sign and the Stand. The sign is already latched into the stand allowing deployment in mere seconds!

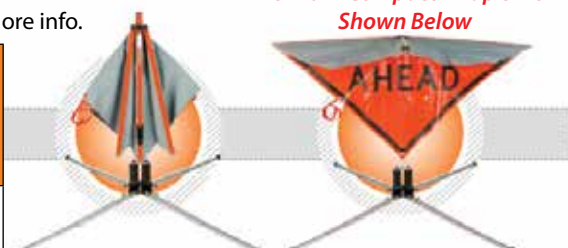
- Call Customer Service for more info.

**Standard Roll-Up Sign Ribs SOLD Separately.**

Heavy Duty Ribs available upon request.

RMSR(36/48)

(36) 36" or (48) 48" Roll-Up Sign Ribs



**Premium Compact Wrap & Roll Shown Below**

LEGEND	
W34	Be Prepared To Stop
W221	Blasting Zone
W202AH	Detour Ahead
W207AAH	Flagger Ahead
W207	Flagger Ahead Symbol
W207BAH	Flagman Ahead
W42(L/R)	(Left/Right) Lane Ends Merge Symbol
W205(L/R)(D)	(Left/Right) Lane Closed (Distance)
W211D	Litter Crew Ahead
W211B	Men Working
W211C	Mowers Ahead
W204AH	One Lane Road Ahead
W201(D)	Road Work (Distance)
W203	Road Closed
W203AH	Road Closed Ahead
W213AH	Road Machinery Ahead
SWC	Sheriff's Work Crew
W216AH	Survey Crew Ahead
W214TAH	Tree Work Ahead
W414	Trucks Entering Highway
W217(D)	Utility Work (Distance)
W211AAH	Workers Ahead
W218AH	Work Area Ahead
W211	Workers Symbol

Quantity Discounts Available



CONSTRUCTION WORK ZONE





## Partially Finished Fluorescent Orange Diamond Grade Signs



Border Blank  
S3636BOBKOR(D)ACD  
S4848BOBKOR(D)ACD

Complete the partially finished signs in your sign shop by adding standard or custom legend signs (CLS) or number in blank space, as appropriate.



7" D Series  
S4848W201F(D)AC



S1818W131PB(D)AC  
S2424W131PB(D)AC  
S3030W131PB(D)AC



S3618G201B(D)AC  
S4824G201B(D)AC

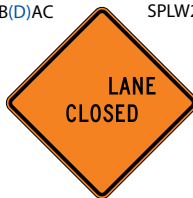


S4848W92B(D)AC



Double Faced  
SPLW205RL36(D)AC  
SPLW205RL48(D)AC

- ◆ Use Left/Right Double Faced plaque in blank space to complete Lane Legends.
- ◆ **For use on Base Sign Size:**  
(36) 16" x 6" for use on 36" Sign  
(48) 20" x 7" for use on 48" Sign
- ◆ Plaques have no holes or corner radius.



S3636W205BB(D)AC  
S4848W205BB(D)AC



S3636W205BAH(D)AC  
S4848W205BAH(D)AC



S3636W205B05(D)AC  
S4848W205B05(D)AC



S3636W205B15(D)AC  
S4848W205B15(D)AC



S3636W205B10(D)AC  
S4848W205B10(D)AC



S3636W205B5M(D)AC  
S4848W205B5M(D)AC



S3636W205B1M(D)AC  
S4848W205B1M(D)AC



Double Pavement Transition  
S3636W42D(D)AC  
S4848W42D(D)AC

Use the Straight Line Plaque with the Double Pavement Transition sign to create 3 options in pavement transitions; left lane, right lane and double lane transitions.



Straight Line Plaque  
SPLW42DO36(D)AC  
SPLW42DO48(D)AC



48" x 16" Plaque  
for 48" x 60" Speed Limit Sign  
BA080(D)OR4816BM  
More sizes available, see page 15

## Interchangeable Overlay Plaques for Base Signs

Interchangeable Overlay Plaques give the ability to change the message of MUTCD Legends W20-1, W20-3 & W21-7.

### Interchangeable Overlay Plaques

ROAD  
STREET  
UTILITY

Line 1

WORK  
CLOSED

Line 2

AHEAD  
500 FT  
1000 FT  
1500 FT  
1/2 MILE

Line 3

- ◆ **PRODUCT ID:** SPLW201(XX)(L)(S/D)(X)AC
- ◆ **For use on Base Sign Size (XX):** (36) 36" x 36" | (48) 48" x 48"
- ◆ **Line (L):** (1) ROAD, STREET, UTILITY  
(2) WORK, CLOSED | (3) AHEAD, 500 FT, 1000FT, 1500FT, 1/2 MILE
- ◆ **Sides (S/D):** (S) Single-Faced | (D) Double-Faced
- ◆ **Reflective Sheeting (X):** (D) VIP Diamond Grade <sup>TOP</sup> **TOP SELLER**  
(3) DG3 Diamond Grade Cubed | (H) High Intensity Prismatic
- ◆ **Substrate:** .080" Aluminum
- ◆ Plaques have no holes or corner radius.

### Base Signs



W20-1AH



W20-3AH



W21-7AH

- ◆ **PRODUCT ID:** S(XXXX)(L)(X)AC
- ◆ **Base Sign Size (XXXX):** (3636) 36" x 36" | (4848) 48" x 48"
- ◆ **Legend (L):** (W201AH) ROAD WORK AHEAD  
(W203AH) ROAD CLOSED AHEAD | (W217AH) UTILITY WORK AHEAD
- ◆ **Reflective Sheeting (X):** (D) VIP Diamond Grade <sup>TOP</sup> **TOP SELLER**  
(3) DG3 Diamond Grade Cubed | (H) High Intensity Prismatic
- ◆ **Substrate:** .080" Aluminum
- ◆ **Standard Specifications:** Punched and Radiused to meet MUTCD standards.  
36" x 36" Signs: (2) 3/8" holes punched at top and bottom for 1 post mount.  
48" x 48" Signs: (4) 3/8" holes punched at top and bottom for 2 post mount.

# Gemstone Vertical Panel Messaging Systems

- ◆ **Body Colors:** Orange, White or Black
- ◆ **Body Size:** 15.4" W x 45" H
- ◆ **Weight:** 4 lbs.
- ◆ **Sign Legend:** We can turn any standard or special legend sign into a vertical panel message system or customize your message with the help of our skilled art department.
- ◆ **Sign Size:** 8" wide x 36" high sign fits into recessed panel on body.
- ◆ Oversized handle with comfort grip.
- ◆ Flashing light mounting receptacle. Lights, Sold Separately.
- ◆ **Compatibility:** For use with Gemstone Vertical Panel Bases, Sold Separately.
- ◆ **BASE PRODUCT ID:** RSPCVZBASE(XX)
- ◆ **Weight/Size (XX):**  
(20) 20 lbs. | 20.25" x 20.25"  
(30) 30 lbs. | 20.25" x 28.25"
- ◆ Solid recycled rubber bases with carrying handles.



Examples of some of the many sign legend options:



Systems are ideal for social distancing guidance, restaurants, retail stores, parking lots, schools, churches, or business applications.

# Plasticade Safety Signage

**Easy-Fold Sandwich Boards** are a great option for Temporary Traffic Control when ease of use and portability are a must.

- ◆ Choose from 3 sizes and 3 body colors: White, Yellow or Orange
- ◆ 51 Standard Legends; *Custom Legend Signs (CLS)* also available.
- ◆ Hassle-free, guaranteed, professional application available on legends.
- ◆ Available as a blank, single or double sided.
- ◆ **Sheeting:** (H) High Intensity or (3) Diamond Grade Cubed or (E) Engineer Grade Prismatic
- ◆ **School Zone Sheeting:** Flo-Yellow Green Diamond Grade Cubed (3)
- ◆ May be internally ballasted with sand.



## Narrowcade®

Holds signs 12"W x 24"H  
Dimensions: 45"H x 13"W  
Item #C165 Weight: 11 lbs.

## Minicade®

Holds signs 12"W x 24"H  
Dimensions: 36"H x 13"W  
Item C155 Weight: 10 lbs.

## Signicade®

Holds signs 24"W x 36"H  
Dimensions: 45"H x 25"W  
Item C130 Weight: 18 lbs.

Specifications	Standard	Additional Options Available
Colors	White	Orange or Yellow
Reflectivity	HIP	3
Usage	Barricade and Vertical Panel	Safety Signage

C130 -or- C155 -or- C165 ▼ STAND OPTION	(X1) ↓ LEGEND SIDE 1	(X2) ↓ LEGEND SIDE 2	H -or- E -or- 3 ▼ REFLECTIVE OPTION
--	-------------------------------	-------------------------------	--

CODE	LEGEND/COLOR SCHEME	CODE	LEGEND/COLOR SCHEME	CODE	LEGEND/COLOR SCHEME	CODE	LEGEND/COLOR SCHEME
1005	10 MPH	1049	EXIT →	1102	PARKING LOT CLOSED	1162	STOP
1006	15 MPH	1016L	LEFT ARROW	1104	PARKING LOT FULL	1164	STOP FOR PEDESTRIANS IN CROSSWALK
1007	20 MPH	1016R	RIGHT ARROW	1120	ROAD CLOSED	1170	STOP POLICE CHECK POINT
1133	SLOW - Vertical	1073	← KEEP LEFT	1080	LANE CLOSED	1142	SLOW POLICE CHECK POINT AHEAD
1443	SLOW - Horizontal	1074	KEEP RIGHT →	1092	NO LEFT TURN	1177	STOP SOBRIETY CHECK POINT
1465	SLOW WORK ZONE AHEAD	1043	← DETOUR	1095	NO RIGHT TURN	1150	SLOW SOBRIETY CHECK
1147	SLOW SCHOOL ZONE AHEAD	1044	DETOUR →	1084	MEN WORKING	1148	SLOW SHERIFF CHECKPOINT
9278	SCHOOL CROSSING	1046	DO NOT ENTER	1086	MOWING AHEAD	1134	SLOW ACCIDENT AHEAD
1126	SCHOOL ZONE 10 MPH	1061	FUNERAL NO PARKING	1180	SURVEY CREW AHEAD	1136	SLOW EMERGENCY AHEAD
1127	SCHOOL ZONE 15 MPH	1093	NO PARKING	1190	TREE WORK AHEAD	1140	SLOW PEDESTRIAN CROSSING
1128	SCHOOL ZONE 20 MPH	1098	← PARKING	1191	UTILITY WORK AHEAD	1200	LEFT BARRICADE
1091	← NO EXIT	1099	PARKING →	1196	FLAGMEN AHEAD	1210	RIGHT BARRICADE
1048	EXIT	1100	↑ PARKING	1198	RESERVED		



## Barriers & Barricades



### Strongwall ADA Pedestrian Barricade



Use Strongwall to create ADA compliant walkway



- ◆ MASH Passed, meets or exceeds ADA Guidelines and MUTCD Standards, no trip hazard for pedestrians
- ◆ Linking sections fit together securely
- ◆ Top Wall - rugged polyethylene
- ◆ Bottom Base - 43 lbs. self weighted black base with carry handle. Stable in windy conditions, no sandbags needed!
- ◆ Modular system can be shaped to any layout and is quick and easy to install
- ◆ Anti-tamper linking system - difficult for unauthorized personnel to dismantle when linked
- ◆ Compact stacking lowers transport costs
- ◆ Available in orange or white with or without retro-reflective sheeting.

43 lb. Base  
Eliminates  
Sandbags

Single Section w/Base  
43" L x 15.5" w x 38" H  
Weight: 51 lbs.



**RSPCSWPSZB**  
Base Dimensions  
40.4" L x 15.5" W x 12" H

RSPCSWPSAW

RSPCSWPSAO

ADA  
Compliant

Sheeting  
Area: 6" x 30"  
on both sides

Specifications	Standard	Additional Options Available
Color	Orange	White -or- Alternating Orange & White
Reflective Sides	2	1 on pedestrian side -or- 1 on outside
Reflectivity	NONE	HIP -or- ENG
Use of water or sand bags for stabilization	NONE: the base design eliminates the need	Fillable with up to 33 lbs of water

Sheeting Area  
48" x 8" on both sides

### Plasticade Water Filled Barricade System



- ◆ Durable construction, impact resistant.
- ◆ Conforms to any roadway design, can turn 90 degrees - linked units secured with connector pin - quick assembly and breakdown.
- ◆ Lightweight - no heavy machinery needed for installation
- ◆ Stackable for transport and storage
- ◆ Can be moved while filled with water
- ◆ Accepts standard warning lights
- ◆ Accepts optional fence panels 54" W fencing with 8' H - 3" diameter posts
- ◆ MASH Passed and meets MUTCD Standards
- ◆ Uses: Block off Work Zone Areas from workers and public; Provides visual pathway for vehicles and pedestrians; Perimeter security; Crowd Control



Single Section  
60" L x 36" H | Weight Empty: 50 lbs. | Weight Filled: 683 lbs.

Specifications	Standard	Additional Options Available
Color	Orange or White	NONE
Reflective Sides	2	No Reflective
Reflectivity	HIP	NONE -or- ENG
Use of water or sand bags for stabilization	NONE	Fillable with sand or up to 72 gallons of water

### Crowdcode Control Barrier

Sheeting Area 5.5" x 51" on both sides

- ◆ Linking bracket accommodates various configurations - units pivot on bracket and adjust to uneven ground
- ◆ Easy stacking, no tangling of feet that rotate flat for stacking
- ◆ Panels on both sides for retro-reflective sheeting
- ◆ Holes for signs to be affixed
- ◆ Sturdy, durable - thick, double wall panel



Single Section w/Feet  
74" L x 39.5" H Weight: 32 lbs.  
**RSPCSCOR6 - Orange**  
**RSPCPCWH6 - White**

### Crowdcode Deluxe Control Barrier

- ◆ Double locking hooks accommodate various configurations - units pivot on hooks and adjust to uneven ground
- ◆ Stands up to large crowds with steel legs integrated with barricade panel to prevent top-over.
- ◆ Unique Quick-Change™ system makes it easy to insert signs
- ◆ Sturdy and extra durable - Feels as solid as steel, but won't rust - 50% thicker double wall panel, prevents warping or bending. (when compared to Crowdcode)



Single Section w/Feet  
86.25" L x 42" H Weight: 51 lbs.  
**RSPCSCOR7 - Orange**  
**RSPCPCWH7 - White**

NON  
CONDUCTIVE  
No Metal  
Used

### Safegate Manhole Guard

RSPCSCB5GMG



Single Unit  
29.5" L x 39.4" H  
Weight: 4.4 lbs.

- ◆ Ideal for Utility Work
- ◆ Non-conductive (dielectric), no metal used
- ◆ Great for protecting any area requiring temporary restriction of access
- ◆ Hinged clips make it easy to configure sections into rectangles of various sizes - locking clamp to be used for straight sections
- ◆ Folds up for storage and sets up quickly
- ◆ Carry handles for transport
- ◆ Longer life than metal, replacement sections available
- ◆ Available in yellow

## Trench Covers & Curb Ramps

• Lighter than Steel • Stronger than Wood • Anti-Slip Surface • Deters Metal Thieves •




### Trench Covers - 27" or 35"

- ◆ Two sizes - designed to cover trenches up to 27" or 35".
- ◆ Takes the vehicle weight up to 4,410 lbs.
- ◆ Beveled edge prevents tripping
- ◆ Molded from a single piece of fiberglass composite - underside has ribbed framework for added strength
- ◆ Recommended bolting to road surface



#### Specifications

Traffic Type	Vehicle & Pedestrian	Pedestrian Only
	27" Trench Cover 35" Trench Cover Road Plate	Ped Trench Cover SafeKerb Ramp
Trench Widths	Up to 27" Wide	Up to 35" Wide
	27" Trench Cover 35" Trench Cover Road Plate Ped Trench Cover	35" Trench Cover Road Plate
Vehicle Weight Limit	Up to 4,410 Lbs	Up to 14,520 lbs per wheel
	27" Trench Cover 35" Trench Cover Road Plate	Road Plate



### SafeKerb Ramp

- ◆ Adapts to curb heights from 3" to 6.3"
- ◆ Withstands loads up to 553 lbs.
- ◆ Raised sides prevent vehicle run off
- ◆ Molded from high density polyethylene
- ◆ Stacks for transport and storage
- ◆ Bolt to road and walkway surface for added stability



### Pedestrian Trench Cover

- ◆ Pedestrians Only - takes up to 553 lbs.
- ◆ Covers trenches up to 27.5"
- ◆ Smooth rubber edge greatly reduces tripping hazard
- ◆ Resists sliding, no need to bolt down - flexible material which grips the surface underneath

### Road Plate

- ◆ Easy to install modular system with no special equipment needed, weighs 97 lbs. per section
- ◆ Tested to vehicle weights of 96,800 lbs - Single wheel load, 14,520 lbs.
- ◆ No rust or corrosion
- ◆ Long lasting polymer material
- ◆ No "rattle" from crossing vehicles
- ◆ Design slows traffic for increased safety
- ◆ Features "Drop Pins" that increase stability - pins protrude into trench preventing lateral movement of plate
- ◆ Steel linking brackets lock sections together
- ◆ End sections must be bolted to ground in order to lock unit into position
- ◆ Stacks securely for transportation and storage

CONSTRUCTION WORK ZONE

## Safety Vests

### Economy Safety Vest

ANSI/ISEA 107-2015 Class 2

RSAGV2EOSDVM(XX)N Orange

RSAGV2ELSDVM(XX)N Lime

Zipper Closure Vest with Reflective Striping.

RSAGV2EOSDZM(XX)N Orange

RSAGV2ELSDZM(XX)N Lime

Hook & Loop Closure Mesh Vest with Reflective Striping.

Specify Size (XX)  
(L), (XL), (2X)



### Two-Tone Safety Vests

ANSI/ISEA 107-2010 Class 2

RSAGV2SLSDZM(XX)N - Lime

RSAGV2SOSDZM(XX)N - Orange

Hook & Loop Closure, Reflective Striping, Contrasting Trim & 1 Upper Left Front Pocket and 1 Lower Right Inside Pocket.

Specify Size (XX)  
(M) fits M, (L) fits L,  
(XL) fits XL, (2X) fits 2XL



### Premium Safety Vest

ANSI/ISEA 207-2006 Class 3/Type R

RSAGV35PBL5SZM(XX)N - Lime

5-Point Breakaway with Zipper Front Closure, Reflective Stripes, Contrasting Trim, 2 Upper Outside Pockets and 2 Lower Inside Pockets.

Specify Size (XX):  
(ML) fits M-L,  
(XL2X) fits XL-2XL  
(3X5X) fits 3XL-5XL



2025 | Catalog#18



## Work Zone Sign Stands

**30TRI Tri-pod Stand**

RPOTTCE30TRI - Universal Brackets

NO Spring

- ◆ For use with 36" or 48" Roll-Up or Rigid Signs in no wind to low wind speed conditions on low volume, rural or 2-lane roads.
- ◆ 16 GA steel construction with a powder coat orange finish.
- ◆ Above Grade Clearance of 12".
- ◆ Folded Dimensions: 62" x 4.5" x 3"
- ◆ Open Footprint: 46" x 60"
- ◆ Weight: 12 lbs.

**SZ412 Compact Stand**

NO Spring

RPOTTCRSZ412 - Auto-Latch  
RPOTTCRSZ412UB - Universal Bracket

- ◆ For use with 36" Roll-Up Signs in no wind to low wind speed conditions on low volume, rural or 2-lane roads.
- ◆ Above Grade Clearance of 12".
- ◆ Less than 1 cubic foot when stored.
- ◆ Weight: 20 lbs.

**WM5012SS Compact WindMaster® Stand**

- ◆ For use with 36" & 48" Roll-Up Signs in no wind to high wind speed conditions on low volume, rural or 2-lane roads.
- ◆ Above Grade Clearance of 12".
- ◆ Requires 1 cubic foot of storage space.
- ◆ Weight: 20 lbs.

Screw Lock

RPOTTC51WM5012SS



Single Spring

**WM4818K Mid-Size Stand**

WindMaster® RPOTTC52WM4818(KX)

K1 - Roll Up  
K2 - Rigid  
K3 - Dual

- ◆ Above Grade Clearance of 18".
- ◆ Weight: 32 lbs.
- ◆ For use with 36" & 48" Roll-Up and Rigid Signs in no wind to high wind speed conditions on low to medium volume, 2 or 4-lane roads. 3 Flag holder included.



Dual Springs

**Full-Size Stand**

- ◆ For use with 36" & 48" Roll-Up and Rigid Signs in no wind to high wind speed conditions on low to high volume, 2 or 4-lane roads.

RPOTTC52SZZROLLUPB  
Roll-Up Bracket

Dual Springs

RPOTTC52SZ4602S (5'/60")  
RPOTTC52SZ4842S (7'/84")

2 Sizes:

- ◆ Above Grade Clearance of 5'/60"  
Weight: 42 lbs. | 48 lbs. w/rigid assembly
- ◆ Above Grade Clearance of 7'/84"  
Weight: 44 lbs. | 50 lbs. w/rigid assembly

Add-On  
Roll-Up  
Bracket**Median Barrier Clamp**

- ◆ For use with 36" & 48" Roll-Up and/or Rigid Signs in no wind to high wind speed conditions.



- ◆ WindMaster® dual springs and telescoping upright.
- ◆ Attaches firmly to median barrier with four, screw-in T-handle spikes.
- ◆ 3-Flag Holder included, flags sold separately.

RPOTTCMBCSA114818K2 - Rigid Sign Holder | 5"-11" Clamp Range | 40.85 lbs.  
RPOTTCMBCSA114818K3 - Rigid/Roll-up Sign Holders | 5"-11" Clamp RangeRPOTTCMBCSA154818K2 - Rigid Sign Holder | 9"-15" Clamp Range  
RPOTTCMBCSA154818K3 - Rigid/Roll-up Sign Holders | 9"-15" Clamp RangeSafety  
Flags  
see p. 91**Zephyr Stand**

- ◆ For use with 36" & 48" Roll-Up Signs in no wind to low wind speed conditions on low volume, rural or 2-lane roads.
- ◆ Above Grade Clearance of 12".
- ◆ Recycled rubber base folds to 4" high & has stacking lugs for easy transport & storage.
- ◆ Molded in carrying handles.
- ◆ Weight: 38 lbs.

RPOTTCR26000USH - Universal Bracket





## Barricade Lights



### Type A, C, and 3 Way

- ◆ Flasher, steady burn & OFF
- ◆ "D" cell
- ◆ High efficiency LED bulbs
- ◆ Redesigned rugged and durable case

**RSPBL3LDYY** Yellow Lens  
**RSPBL3LDYR** Red Lens



### Type A, C, and 3 Way Solar Assist LED

- ◆ Flasher, steady burn, and OFF
- ◆ 3 Volt high efficiency lights
- ◆ LED bulbs
- ◆ Internal solar panels trickle charge "D" cell alkaline batteries to give a superior long lasting more reliable power source.

**RSPBL3LDYYSA** Yellow Lens



### Type B Solar LED

- ◆ Daytime Use
- ◆ High Intensity Flashing
- ◆ LED bulbs
- ◆ Power Options: Solar panel trickle charges "D" Cell -or- Fully Solar Power Battery

**RSPBLBL3YYSA** Yellow Lens | D Cell Solar  
**RSPBLBL3RYSA** Red Lens | D Cell Solar  
**RSPBLBLSYY** - Yellow Lens | Fully Solar



### Type A & C Solar LED

- ◆ 4-5 year expected life.
- ◆ LED bulbs
- ◆ True Solar Powered light with rechargeable NiMH rechargeable battery included

**RSPBL3LSYY** Yellow Lens  
**RSPBL3LSRY** Red Lens



### Type B LED

- ◆ Detachable lens available upon request
- ◆ 6 Volt battery
- ◆ LED bulb

**RSPBLBL6YY** Yellow Lens  
**RSPBLBL6RY** Red Lens

## Safety Flags



**RSPFLAGVINYL1824**  
18x18 • 24" dowel

**RSPFLAGMESH1824**  
18x18 • 24" dowel  
**RSPFLAGVINYL2436**  
• 24x24 • 36" dowel

- ◆ 18" or 24" Fluorescent Red/Orange vinyl coated nylon or mesh available
- ◆ 24" flag required for flagging operations
- ◆ 18" or 24" flag suitable to mount above a traffic control sign or device
- ◆ 3/4" wood dowels



## Barricade Light Brackets

- ◆ Brackets allow proper alignment of light
- ◆ I.T.E. Specifications require the lights to be mounted with base of the light perpendicular to the ground line
- ◆ Brackets line the light to requirements and have positive stops to eliminate rotation!



**RSPBLZHBRBARRIERL**  
**Barrier L**  
**Mounting Bracket**



**RSPBLZHBR1276**  
**Center Mounting Bracket**

**RSPBLZHBR1278L**  
**Left Side**  
**Mounting Bracket**



**RSPBLZHBR1277**  
**Z Mounting Bracket**  
(Not for Diamond Shaped Signs)



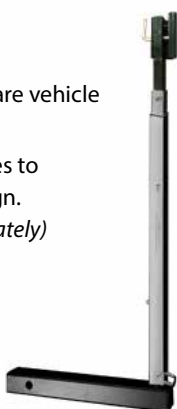
**RSPBLZHBR1278R**  
**Right Side**  
**Mounting Bracket**



## Vehicle Mount Sign Holders

### Vehicle Hitch Mount Sign Holder

- ◆ Transforms standard 2" square vehicle hitches into a sign holder.
- ◆ Universal screw lock attaches to fiberglass rib on a roll-up sign. (Roll-up Signs are Sold Separately)
- ◆ Ideal for rolling crews.
- ◆ Weight: 8 lbs
- ◆ Product ID: RPOTTL5A43921



## Pilot Car Safety

### SMV Emblem

**RV55SMV10H** Aluminum ASAE/ANSI approved  
**RV55SMV10** Aluminum | **RV55SMV20** Decal



**S3618G204(X)AC**

### Conspicuity Tape

- ◆ 2" x 50 yds with red and white pattern repeats
- ◆ Meets all requirements for marking vehicles



**RV5CT983320250**

2025 | Catalog#18



## STOP/SLOW Hand Paddles

**SAVE MONEY** by purchasing one of our Economy, Premium or EZ Connect Hand Paddle Kits.

Custom Hand Paddles available by purchasing individual components of your choice. Use the Customized Easy Order Checklist below to build a hand paddle to your specifications. Paddles are universally punched to accept all handle types in this catalog.

Use STOP/STOP Hand Paddles in School Zones, and STOP/SLOW Hand Paddles at Events, for Incident Management, or in Construction Work Zones.

**ALL  
Handles &  
Staffs come  
with standard  
hardware**

### Customized Easy Order Checklist

#### ① Paddle Material

Aluminum: ☐.040" ☐.080"  
ABS Plastic: ☐.125"

#### ② Reflective Type

- ☐ (DH) Fluorescent Orange  
Diamond Grade &  
High Intensity Prismatic
- ☐ (D3) Fluorescent Orange  
Diamond Grade &  
Diamond Grade Cubed
- ☐ (H) ALL High Intensity Prismatic
- ☐ (E) ALL Engineer Grade
- ☐ (B) Non-Reflective

#### ③ Legend

☐ STOP/SLOW ☐ STOP/STOP  
(School Zone)

#### ④ Paddle Size

☐ 18" x 18" ☐ 24" x 24"

#### ⑤ Handle Type and Size

Galvanized Steel: ☐ 10" ☐ 18"  
Wood: ☐ 12" ☐ 18"  
Gray PVC Plastic: ☐ 18" (12" Grip Area)

#### ⑥ 4.5" Vynafoam Grip

☐ None  
☐ YES (for conduit handle only)

#### ⑦ Staff Size and Type

☐ None ☐ 60" ☐ 72"  
☐ Galvanized Steel Conduit  
☐ Wood  
☐ Gray PVC Plastic -  
must use with 18" PVC handle - the  
PVC handle and staff have been matched  
together and tested for a good fit.

#### ⑧ Shipping Requirement

☐ Unassembled - Recommended  
☐ Assembled - oversized freight charges  
may apply and freight damage is more  
likely to occur.

**ALL handles and staffs  
include appropriate hardware**





OPTIONAL  
foam grip  
for conduit  
handles

**Vynafoam Grip  
HPZFOAMGRIP**

- ◆ Use on Conduit Paddle Handles
- ◆ Color: Black • Size: 3/4" diameter x 4.5" long
- ◆ Soft, velvet-like finish with the comfort of foam and durability of vinyl.

Value Minded  
Non-Reflective  
18" x 18" hand paddles  
made of .040" aluminum  
with 10" Galvanized Steel  
Conduit Handle  
**SHP1818SL040BK10C**



**STOP/SLOW**

Durable Reflective 18" x 18" hand paddles made of .080" aluminum  
High Intensity (H) reflective with 60" Conduit Staff

**SHP1818SL080HK60C**



**Connect Hand Paddle Kits**



**The Leader in  
Safety and Convenience**

.125" Black ABS plastic sign on  
Gray PVC "Snap Together" plastic handle

**NON  
CONDUCTIVE**

SHP(XXXX)SLABS  
↓  
HEAD SIZE

(X)  
↓  
REFLECTIVE COMBO

(XX)  
↓  
HEIGHT

- ◆ 2 Head Sizes:  
18" x 18" (1818) Paddle - 4.6 lbs.  
24" x 24" (2424) Paddle - 5.6 lbs.
- ◆ 2 Staff Lengths: 72" (72) or 84" (84) to bottom of sign
- ◆ The PVC handle and staff which make up the length have been matched together and tested for a good fit.
- ◆ 18" Handle with 12" grip area can be used by itself as a hand paddle or attach to a staff.

- ◆ Meets Federal Specifications
- ◆ Non-Conductive, Non-Corrosive, Lightweight
- ◆ No couplings or threads involved.

**EASY  
Connect  
or Disconnect  
in a SNAP!**

**Choose from 4 Reflective Combinations:**

Fluorescent Orange Diamond Grade & High Intensity Prismatic (DH)	Fluorescent Orange Diamond Grade & Diamond Grade Cubed (D3)	ALL High Intensity Prismatic (H)	ALL Engineer Grade (E)
---	--	---	---------------------------------



## Reflective Roll Conversion

Don't buy \$3000 worth of reflective and protective overlay (aka graffiti overlay) to fabricate \$500 worth of signs Ever Again! Lower your inventory and improve your sign shop's cash flow, by purchasing reflective roll material by the square foot. (1 sq ft min on stock items to unlimited)

- Quick Shipments with many Colors and Widths available.
- Reflective ASTM types III, IV, XI available. Other types may be available on request.
- Certifications for materials available from manufacturer. **Also Available:** EC Film, Protective Overlays, Magnetics & Sheeted Blanks

**This is How We Roll...**  
Buy Reflective Material by the Square Foot!

Call for Details



### 3M™ High Intensity Prismatic (HIP)

**3M™ 3930** meets all requirements for ASTM Type III and IV. HIP is the most common type of reflective sheeting today due to the combination of its minimum retro-reflectivity, exceptional warranty, and affordability!



Common Sizes	1800 sq ft MOQ*	Colors	RSH (393X) (XX50)
			COLOR SIZE
6" x 50 yds	Yellow, Red, Orange, Blue, Green, Brown	White (3930)   Yellow (3931)	
9" x 50 yds	Yellow, Red, Orange, Blue, Green, Brown	Red (3932)   Orange (3934)	
24" x 50 yds	Brown	Blue (3935)   Green (3937)	
30" x 50 yds	Blue, Brown	Brown (3939)	
36" x 50 yds	N/A	NOTE: Other sizes available. Some colors and sizes may incur a slit and/or cut fee.	
48" x 50 yds	N/A	*MOQ = Minimum Order Quantity	



### 3M™ Engineer Grade Prismatic

**3M™ 3430 Series** meets all requirements for ASTM Type I reflective. (**EGP**) **Engineer Grade Prismatic** is NOT suitable for cutting in electronic sign making devices nor does it accept digital printing.



\*4850CUT – Have the master roll cut in any combination of sizes. NOTE: Some colors and sizes may incur a slit and/or cut fee

Common Sizes	Colors	RSH (XXXX) (XX50)
		COLOR SIZE
24" x 50 yds	White (3430)   Yellow (3431)   Green (3437)	
30" x 50 yds	White (3430)   Yellow (3431)	
36" x 50 yds		
48" x 50 yds	ALL COLORS	
48" CUT*		



### Specialty & Flexible Reflectives



We stock **Nikkalite® Series 48000** Flexible pressure sensitive in many colors. The Best Engineer Grade for Plotting, Weeding, and Digital Printing! Nikkalite Series 48000 Engineer Grade meets all requirements for ASTM Type I reflective. Unpunched. We also distribute **3M™ 680** and **Avery Graphics** specialty reflectives.

Common Sizes	Colors	RSH(48XXX)(2450)
		COLOR SIZE
24" x 50 yds   30" x 50 yds	Black (48003)   Brown (48009)   Gold (48010)	
48" x 50 yds	Dark Red (48025)   Ruby Red (48035)   Red (48005)	
NOTE: Some sizes in colors may not be available. Some colors and sizes may incur a slit and/or cut fee.	Blue (48006)   Sky/Lt Blue (48046) Green (48008)	
	White (48012) Yellow (48004)   Orange (48077)	



**Nikkalite® 8100 Series** Engineer Grade meets all requirements for ASTM Type I reflective and is ideal for flat surfaces. 8100 Series has a durable acrylic outer layer and is not suitable for most digital printers.

UN-Punched Roll Sizes	Colors	RSH(81XX)P(2450)
		COLOR SIZE
24" x 50 yds   30" x 50 yds	White (8112)   Yellow (8104) Orange (8177)	
36" x 50 yds   48" x 50 yds	Red (8105)   Blue (8106)   Green (8108)	
48" CUT*		
48" x 50 yds   48" CUT*	Brown (8109)	

\*4850CUT – Have the master roll cut in any combination of sizes to your specifications. NOTE: Some colors and sizes may incur a slit and/or cut fee.

### 3M™ Diamond Grade



Meets ASTM reflective:

**3M™ Diamond Grade Cubed Series 4000** Type XI | **3M™ 3924** Type VIII



Sheeting Description	Common Sizes	1800 sq ft MOQ*	Colors	RSH (XXXX) (2450)
				COLOR SIZE
<b>DG3 4090 Series (Type XI)</b>	6" x 50 yds   9" x 50 yds	White, Yellow, Red, Blue, Green, Brown		
	24" x 50 yds   30" x 50 yds	Red, Green, Brown		
	36" x 50 yds	Red		
	48" x 50 yds	Red, Brown		
<b>DG Fluorescent Colors 4080 Series - DG3</b>	24" x 50 yds   30" x 50 yds	N/A		
	36" x 50 yds   48" x 50 yds			
			Yellow-Green (4083)	
			Yellow (4081)   Orange (4084)	
<b>Fluorescent Orange 3924 Series (Type VIII)</b>	24" x 50 yds   30" x 50 yds	N/A		
	36" x 50 yds   48" x 50 yds			
			Fluorescent Orange (3924)	

NOTE: Other sizes available. Some colors and sizes may incur a slit and/or cut fee. \*MOQ = Minimum Order Quantity

12 YEAR WARRANTY



**Buy Reflective Sheeting by the Square Foot or Roll.**  
- Call for Availability -



## 3M™ Electro Cut™ Film



**3M™ Electro Cut™ Film Series 1170** is a durable, transparent acrylic color film that allows traffic signs to be made on a computer plotter while maintaining the sheeting warranty.

Electro Cut Film Series 1170 & Premium Vinyl Series 7725-012				RSH (11XX) (XX50)	
Product	Common Sizes	1800 sq ft MOQ*	Colors	COLOR	SIZE
EC Film Series 1170	18" x 50 yds	Clear, Yellow, Red, Blue, Brown	Clear (1170)   Yellow (1171) Red (1172) Blue (1175)   Green (1177) Black (1178)   Brown (1179)		
	24" x 50 yds	Yellow			
	30" x 50 yds				
	36" x 50 yds				
	48" x 50 yds	N/A			
Black Premium Vinyl Series 7725-012	24" x 50 yds   30" x 50 yds 36" x 50 yds   48" x 50 yds <i>NOTE: Other sizes available.</i>	N/A	Black (7725-012)		

NOTE: Other sizes available. Some colors and sizes may incur a slit and/or cut fee. \*MOQ = Minimum Order Quantity



## 3M™ Protective Overlay Film



**3M™ Premium Protective Overlay Film Series 1160i Premium** is a durable, UV and graffiti resistant protective overlay film, with a clear pressure-sensitive adhesive. It is applied as a protective overlay to signs made from 3M™ Reflective Sheatings.

Many types of defacement from vandalism can be cleaned from this film to restore function and appearance of the overlaid sign.

Product	Sizes	Colors
PREMIUM Protective Overlay Film Series 1160i with premask or 1160iA w/o premask	24" x 50 yds	Clear (1160i) (1160iA)
	30" x 50 yds	
	36" x 50 yds	
	48" x 50 yds	

NOTE: Other sizes available. Some colors and sizes may incur a slit and/or cut fee.

MOQ = Minimum Order Quantity Increments may be very large, call for details.



## Vinyl Graphic Films

**One stop shop for all your vinyl and special effect film needs!**

**Go to [www.cpcsigns.com](http://www.cpcsigns.com) for available options.**



**Find Application Tapes, Tools & Accessories on page 96**

We carry all the products you need for a smooth application.



### 3M™ Clear Transfer Tape (TPM-5)

For use with 3M Series 1170 electronic cuttable film, designed to be used to transfer prepositioned copy.

### 3M™ Prespacing Tape SCPS-2

This prespace tape is specially formulated for use with large format screen printed and electronically cut graphics to ease the application of small text.

Call for available sizes and details on Transfer and Pre-spacing tapes.



## Application Tapes



**Conform**  
SERIES With **RLA™**

**Application Tape**



**R-Tape Conform Series Application Tape**  
100 Yard Rolls

Item #	Width
RSHZAC1026S	4.25"
RSHZAC1027S	6.5"
RSHZAC1028S	8.5"
RSHZAC1029S	12"
RSHZAC1030S	14"
RSHZAC1033S	24"
RSHZAC1034S	30"

The original high tack application tape that lays flat and sticks to the liner - resists tunneling, wrinkling, and edge curling! Excellent for ready-to-apply graphics.



**The R-Tape Apli Tape Series**

is available in White and Clear as well as a wide variety of sizes.

Other Sizes Available  
Call for Quotation

R-Tape Apli Tape Series		
Item #	Width	
RSHZA1024S	2.25"	HI-TAC PAPER
RSHZA1025S	3.25"	
RSHZA1026S	4.25"	
RSHZA1027S	6.5"	
RSHZA1028S	8.5"	
RSHZA1029S	10.5"	
RSHZA1030S	12"	
RSHZA1031S	14"	
RSHZA1033S	24"	
RSHZA1034S	30"	
RSHZA1017S	6.5"	CLEAR
RSHZA1018105S	10.5"	
RSHZA101812S	12"	
RSHZA1021S	14"	
RSHZA1022S	24"	
RSHZA1022T30S	30"	
RSHZA1022T36S	36"	
RSHZA1022T48S	48"	

## Application Tools

## Application Fluids



**RSHZTS0059**  
3M™ Gold Nylon Squeegee



**RSHZTS1008**  
White Squeegee



**RSHZT0015**  
1" Rivet Brush

**RSHZT0016**  
3" Rivet Brush

**RSHZT1006S**  
4" Roller

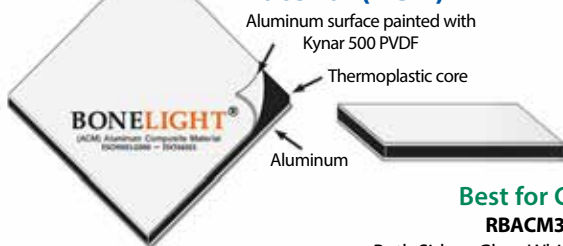


Item#	Description
<b>Rapid-Tac Application Fluid</b>	
RSHZ1003S	32oz. Bottle w/Sprayer
RSHZ1002S	1 Gallon Bottle
<b>Adhesive Removal Formula</b>	
RSHZ0414	32 oz. Bottle w/Sprayer
RSHZ0415	1 Gallon Bottle



## ACM Sheets

### Aluminum Composite Material (ACM)



**Best for Commercial Graphics**

**RBACM3MM4896WHWH** - 48" x 96"

Both Sides - Gloss White with PVC Protective Layer

**Best for Temporary Traffic Construction Work Zone Signs**

**RBACM3MM4896WHAL** - 48" x 96" | Side 1 - Matte White *WITHOUT* the PVC Protective Layer  
Side 2 - Matte White *WITHOUT* the PVC Protective Layer

- ◆ 3mm **Aluminum Composite Material (ACM)** is made of two sheets of .021 Aluminum bonded to a thermoplastic core.
- ◆ ACM's flat rigid surface and weather resistance ensures long-term performance and durability.
- ◆ Use for indoor and outdoor applications.



## Magnetics

### Magnum Magnetics Magnetic Material

- ◆ .030" Matte White
- ◆ Available by the sq ft or by the roll (24" x 25')



**RSHMAG2425**



## Plate Blanks



### License Plate Blanks

.025" Aluminum, 12" x 6", painted White, rounded corners, and slotted holes.

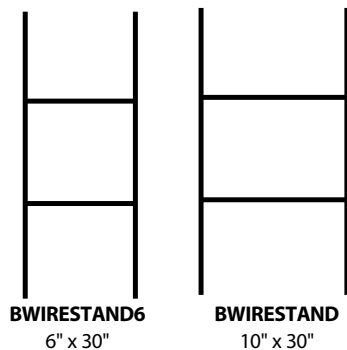
**RBA0251206WWCT**



## Corrugated Plastic Blanks & Wire Stands



### Econo Wire Stand



Custom Cut Sheets  
are Available

**"Coroplast"**  
**Corrugated Plastic**  
**White Blanks**  
Please Specify Flute  
Direction When Ordering

**RBC4MM2418WH**

24" x 18" Pre-Cut White Sheet

**RBC4MM4896WH** - 4MM White

**RBC4MM4896BK** - 4MM Black

**RBC4MM4896YE** - 4MM Yellow

**BC10MM4896WH** - 10MM White

48" x 96" Flat Sheets



## Easy-Fold Plastic Signicade Stand

100% Plastic **Easy-Fold Sandwich Boards** are a great option for Temporary Signage with a molded-in handle, easy to use and portable. *Call today for your quote!*



### Minicade®

Holds signs 12"W x 24"H  
Dimensions: 36"H x 13"W

Weight: 10 lbs.

**RPOTCSPLMCWH**

### Signicade®

Holds signs 24"W x 36"H

Dimensions: 45"H x 25"W

Weight: 18 lbs.

**RPOTCSPLSCWH**



- ◆ Available blank or pre-sheeted, single or double sided.
- ◆ Easily **ADD** Corrugated Plastic Blanks, for even more signage options and flexibility.
- ◆ Custom Legends available.
- ◆ Surface Should Be Heat Treated Before Direct Application Of Vinyl.
- ◆ May be internally ballasted with sand.




## Die Cut Letters & Numbers

- ◆ All Characters are packaged in groups of 25 identical pieces.
- ◆ Combine Stock Packs for Quantity Discounts.
- ◆ Letters and Numbers are available in a full range of series, sizes, and materials.
- ◆ Letter and Number Sizes Available: 2", 3", 4", 5", 6", 7", 8" and 10"
- ◆ White High Intensity Prismatic, White Engineer Grade and Black Vinyl are available in pressure sensitive material.
- ◆ Other colors and materials are available but may be considered special order, call for details.
- ◆ Specify Size, Series, Material and Quantities when ordering.

Combine  
for Quantity  
Discounts

Parking Arrows



A4R

B Series

A4R

C Series

A4R

D Series

A4R

E Series

**Custom  
Shapes &  
Sizes!**

Custom Sign Blanks

## Reflective Custom Blanks are Our Speciality

*How many Business or Entrance Signs go Unnoticed?*

We are your *Single Source* for Custom Legend Signs (CLS) and Blanks, as well as *ALL* your Traffic Sign needs.

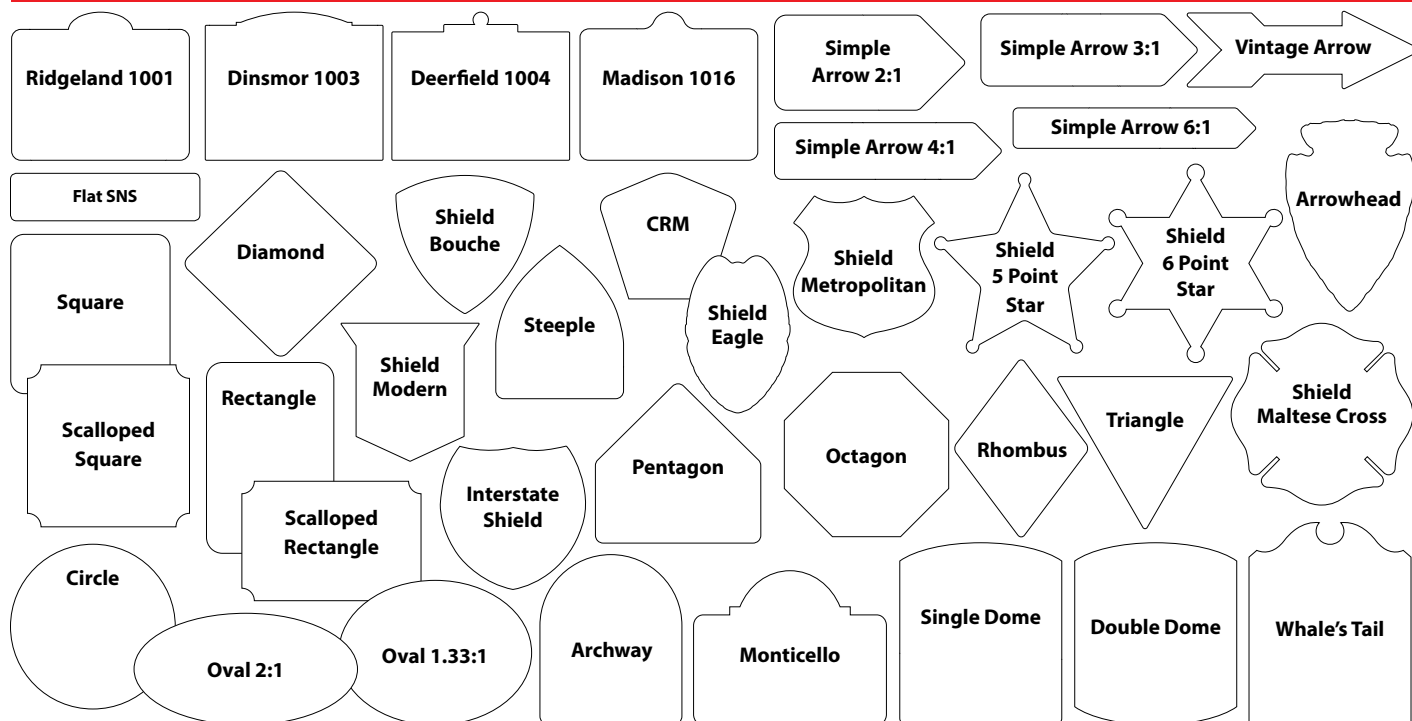
### Raw Materials Available

Bare Aluminum Blanks	.080 Aluminum
Engineer Grade Reflective	.063 Aluminum
High Intensity Reflective	.040 Aluminum
Diamond Grade Reflective	.100 Aluminum
DG3	.125 Aluminum
Fluorescent Prismatic Reflective	Corrugated Plastic
Painted blanks	3MM ACM .040 Aluminum .080 Aluminum
Computer Routed	Other substrates available by request

- ◆ We provide bare, sheeted or painted blank in Aluminum, Plastic or ACM cut to custom size and shape!
- ◆ Our team can add Text & Graphics with applied computer cut vinyl, -or- digital, thermal or screen printing.
- ◆ Prompt manufacturing and fast shipment.
- ◆ Sold by the square foot.

**HELPFUL HINT:** For little or no extra cost you can upgrade plywood or baked enamel signs to reflective .080 Aluminum. They will last longer and draw much more attention to the signs both day and night.

Create your signs with one of the many CPC shapes below. See pages 26-27 & 100-101 for available sizes.



## Aluminum Sheets

### Alodined Aluminum Sheets

Item	Size	Gauge
BA0634896NN	48" x 96"	.063"
RBA0804896H32	48" x 96"	.080"
RBA08048120H32	48" x 120"	.080"
BA10030120NN	30" x 120"	.100"
BA10036144NN	36" x 144"	.100"
BA1004896NN	48" x 96"	.100"
BA10048120NN	48" x 120"	.100"
BA10048144NN	48" x 144"	.100"
BA12530120NN	30" x 120"	.125"
BA12536144NN	36" x 144"	.125"
BA1254896NN	48" x 96"	.125"
BA12548120NN	48" x 120"	.125"
BA12548144NN	48" x 144"	.125"

### Aluminum Sheets (painted White both sides)

Item	Size	Gauge
BA040BWH4896NN	48" x 96"	.040"
BA040BWH48120NN	48" x 120"	.040"
RBA0804896WWNN	48" x 96"	.080"

### Alodined Aluminum Sheets

Gauges: .063" - .125"  
Sizes: up to 48" x 144"

### Painted Aluminum Sheets

Painted White Both Sides  
Gauges: .040"  
Sizes: up to 48" x 120"


*NOTE: Aluminum Sheets must ship motor freight.  
Skid charge may apply*

## .040" Aluminum Blanks

### Pre-Cut .040" Painted Aluminum Blanks


Item	Size	Color
RBA0401218WWNN	12" x 18"	White/White
RBA0401824WWNN	18" x 24"	White/White
RBA0402436WWNN	24" x 36"	White/White
RBA0401007WWNN	10" x 7"	White/White
RBA0401007YYNN	10" x 7"	Yellow/White
RBA0401410WWNN	14" x 10"	White/White
RBA0401410YYNN	14" x 10"	Yellow/White
RBA0402014WWNN	20" x 14"	White/White
RBA0402014YYNN	20" x 14"	Yellow/White
BA040TRAFFIC	ADD 3/8" Holes for Post Mount	
BA040OSHA	ADD 3/16" Holes in Corners	

### BLANKS



**BLANKS**  
NO Radius  
Corners  
and NO Holes.

BLANKS are NOT punched or radiused.  
You may add "Traffic" or "OSHA" style punch  
and radius for a small fee.



**TRAFFIC**  
Radius Corners  
and 2 Holes.

All blanks come with  
PVC protective film  
on one side.



**OSHA**  
Radius Corners  
and 4 Holes.

## Hole Punch & Radius Info

### Standard Punch Holes

- 3/16" Screw, Nail Punch, or Wall Mount.
- 1/4" Screw or Fence Punch
- 3/8" Sign Post or Bolt Mount

*Other Hole Sizes available by request.*

### Standard Radius Corners

3" Radius

1 1/2" Radius

3/4" Radius

ISS Punch

1/2" Radius

3/16" Hole

#### Also Available

3/16" Radius
1/2" Radius
5/8" Radius
1" Radius
1 7/8" Radius
2 1/4" Radius





Use for  
**Screen  
Printing**  
or with  
**Overlay Film  
or Vinyl**


## Sheeted Aluminum Blanks





When Ordering Blanks **REMEMBER** Specify Width first and Height second.

- Standard reflective traffic sign blanks come with radius corners, .080" aluminum, 3/8" hole punch, and Alodine coating to meet Federal specifications.
- Standard street name sign blanks are sheeted with High Intensity Prismatic (H) and have radius corners, .080" aluminum, NO hole punch, and Alodine coating to meet Federal specifications.
- Standard Routed street name sign blanks are sheeted with High Intensity Prismatic (H) and have routed shape, .080" aluminum, NO hole punch, and Alodine coating to meet Federal specifications.
- Yellow Diamonds may also be ordered with High Intensity Prismatic (H), Diamond Grade Cubed (3) or Fluorescent Diamond Grade Cubed(3)(Y).
- Orange Diamonds may also be ordered with High Intensity Prismatic (H), Fluorescent 3924S Diamond Grade (D) or Fluorescent 4084 Diamond Grade Cubed(3) .
- Other shapes, colors, reflective types, and aluminum thicknesses are available. Call for a quote.

Rectangles	w/Engineer Grade		Squares
	Size	Size	
 White BA080(X)WH(XXXX)R	12x6R	12x6R	 White BA080(X)WH(XXXX)S
	12x18R	12x9R	
	12x18R	12x18R	
	18x12R	18x12R	
	18x24R	18x24R	
	24x18R	24x12R	
	24x18R	24x18R	
		24x30R	
		30x24R	
		30x36R	

Yellow Diamonds	w/ Fluorescent Diamond		
	w/ HIP (HYE)	w/ Diamond Grade Cubed (3YE)	Diamond Grade Cubed (3FY)
 Yellow BA080(XXX)(XXXX)D	Size	Size	Size
	24x24D	24x24D	24x24D
	30x30D	30x30D	30x30D
	36x36D	36x36D	36x36D

FYG Diamonds	w/ Fluorescent Diamond Grade Cubed
 FYG BA0803FG(XXXX)D	Size
	30x30D
	36x36D

Orange Diamonds	w/ HIP	w/ 3924S Diamond Grade	w/ 4084 Diamond Grade Cubed
 Orange BA080(X)OR(XXXX)D	Size	Size	Size
	24x24D	24x24D	24x24D
	30x30D	30x30D	30x30D
	36x36D	36x36D	36x36D
	48x48D	48x48D	48x48D
	2 Post Mount	2 Post Mount	2 Post Mount

### Flat Blades

w/HIP	
Size	
6x18F	9x24F
6x24F	9x30F
6x30F	9x36F
6x36F	9x42F
6x42F	9x48F
6x48F	9x54F
	9x60F



Available Colors:  
Blue, Green,  
Brown and  
White.

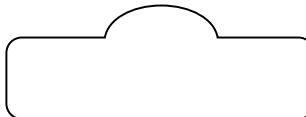
All Reflective Street Name  
Sign Blanks are Double  
Sided. Call for quote  
on Single Sided.


### Extruded Blades


w/HIP	
Size	
6x18E	9x24E
6x24E	9x30E
6x30E	9x36E
6x36E	9x42E
6x42E	9x48E
6x48E	9x54E
	9x60E

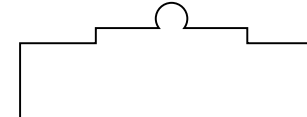
### Sheeted Aluminum Standard Routed Street Name Blanks

The below Routed Street Name Sign Blanks are examples of blanks available in our ornamental product line. See pages 22-27 for more info.

	
Product ID	Size
OSIS11001CHWH	36x13.5
OSIS11001JHWH	30x11

	
Product ID	Size
OSIS11016CHWH	36x15
OSIS11016JHWH	30x11.82

	
Product ID	Size
OSIS11003CHWH	36x12
OSIS11003JHWH	30x9.25

	
Product ID	Size
OSIS11004CHWH	36x14.25
OSIS11004JHWH	30x11.5

- ◆ Traffic sign blanks come with radius corners, .080" aluminum, 3/8" hole punch, and Alodine coating to meet Federal specifications.
- ◆ Other thicknesses, shapes, and sizes of aluminum are available. Call for a quote!

**REMEMBER** Specify Width first and Height second, When Ordering Any Blanks, *except* Street Name Sign Blanks. For Street Name Sign Blanks, specify Height first and Width second.

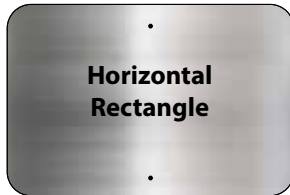


BA080(XXXX)R


## Rectangle

Size

12X6R  
12X18R  
12X36R  
18X12R  
18X24R  
21X15R  
24X12R  
24X18R  
24X30R  
30X24R  
30X36R  
36X12R  
36X24R  
1 POST  
36X24R2  
2 POST  
48X24R  
2 POST  
48X30R  
2 POST  
48X60R  
2 POST



Horizontal  
Rectangle




BA080(XXXX)C

## Circle

Size

30X30C  
36X36C




BA080(XXXX)CRM

## CRM

Size

24X24CRM




BA080(XXXX)T

## Triangle

Size

30X30T  
36X36T  
36X48T




BA080(XXXX)O

## Octagon

Size

24X24O  
30X30O  
36X36O




BA080(XXXX)D

## Diamond

Size

24X24D  
30X30D  
36X36D  
48X48D - 2 POST



BA080(XXXX)P

## Pentagon

Size

30X30P  
36X36P



Flat Side View



Extruded Side View

BA080(XXXX)SNSR | .75" corner radius

## 6" Flat

Size

6X18F  
6X24F  
6X30F  
6X36F  
6X42F  
6X48F

## 9" Flat

Size

9X24F  
9X30F  
9X36F  
9X42F  
9X48F  
9X54F  
9X60F



BA080(XXXX)SNSR15

## 9" Flat for Ornamental\*

Size

9X36F  
9X42F

\*These 9" flat blanks have a 1.5" radius to fit CPC ornamental sign trims.




BA080(XXXX)S

## Square

Size

18X18S  
24X24S  
30X30S  
36X36S - 1 POST




BA080(XXXX)I

## Interstate Shield

Size

24X24I  
30X24I  
36X36I



BE090(XXXX)N

## 6" Extruded

Size

6X18E  
6X24E  
6X30E  
6X36E  
6X42E  
6X48E

## 9" Extruded

Size

9X24E  
9X30E  
9X36E  
9X42E  
9X48E  
9X54E  
9X60E




## Border Blanks & Partially Finished Signs


We make a variety of border blanks made with **H** High Intensity Prismatic on .080" aluminum. Most are in stock.



S1218BOBKWHHA  
S1824BOBKWHHA  
S2430BOBKWHHA




S1218BOREWHHA  
S1824BOREWHHA




S1218BOGRWHHA



S1218RBGRWHHA



S1218RBBUWHHA  
S1824RBBUWHHA



S1824BOBKYEHA




S1218R71BHA



S1218R83ABHA



S1218R83AVHA



S1824R21BHA  
S2430R21BHA  
S4860R21BHA



S1818W131PBHA



S2424BOBKWHHA  
S3030BOBKWHHA

Yellow  
Diamond border  
blanks made with  
**H** High Intensity  
Prismatic on  
.080" aluminum.

**Other border blank/partially finished sign combinations available.**  
However, a **minimum order of identical faces** applies, call for details.  
THESE ARE NOT COMBINABLE FOR QUANTITY DISCOUNTS.

Orange Diamond border  
blanks made with  
(**H**) High Intensity Prismatic,  
(**D**) Diamond Grade or  
(**3**) Diamond Grade Cubed  
on .080" aluminum.



S3030BOBKOR(D)ACD  
S3636BOBKOR(D)ACD  
S4848BOBKOR(D)ACD



S2424BOBKYEHA  
S3030BOBKYEHA  
S3636BOBKYEHA



## 14" x 10" OSHA Sign Headers

OSHA signs are non-reflective painted finish on .040" aluminum (**A**) material.



ISS1410A1000



ISS1410A2000



ISS1410A3000



ISS1410A4000



ISS1410A5000

## Fluorescent Orange Diamond Grade Signs

## STOP Faces



S3618G201BDAC  
S4824G201BDAC



10" E Series  
S2424W131PBDAC



SPLW42D048DAC  
Straight Line Plaque  
For W4-2



7" D Series  
S4848W201FDAC



Border Blank  
S3636BOBKORDACD  
S4848BOBKORDACD



Double Pavement  
Transition  
S4848W42DDAC



48"X 16" Plaque  
for 48" X 60"  
Speed Limit Sign  
BA080DOR4816BM



S4848W205B1MDAC



S4848W205B5MDAC



S4848W205B15DAC



Double Faced  
SPLW205RL48DAC



Minimum order of 5 identical faces required.

### Stop Faces

w/ High Intensity Prismatic

Size

FNON2424R11HP

F3030R11HP





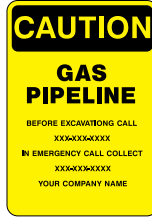
## OSHA Safety Signs

See pages 46-47. OSHA headers may also be incorporated into underground notification signs as shown to the right.

## Utility Signs & Marking Products

Examples of the many options available are shown on this page.

Call a customer service specialist to get a customized quote and more details.



## Flexible & Enhanced Markers plus Decals

Page 117 or call for details.



More Work Zone Safety Products including Rigid and Roll-up Signs and Stands are also available for all types of utility crews.

Pages 78-93



## Sign Stands

Page 90



## Traffic Cones

Page 78



## Safety Vests

Page 89



Stenciling Available

## Type I & II Barricades

Pages 80-81



## Hand Paddles

Pages 92-93



## Rust Tough® Utili-Coat Paint

Check out our website or Call for details.



## APWA Detectable Underground Warning Tape

Check out our website or Call for details.



## Surveyor's Marking Tape

Check out our website or Call for details.



## Marking Flags

Page 107



## Inverted Marking Paints & Wands

Page 107



## 3M™ Raised Pavement Markers



### SERIES 290

- ◆ Apply with standard bitumen and epoxy adhesives.
- ◆ Durable, lightweight, molded-in body color thermoplastic.
- ◆ Highly reflective Diamond Grade™ microprismatic optics.
- ◆ Long-life visibility, particularly at night and in wet weather.
- ◆ Apply to asphalt or concrete surfaces in non-snowplow regions.
- ◆ Impact and abrasion resistant.
- ◆ Increase awareness with an added rumble effect.
- ◆ 100 per carton. In-Stock colors available individually.



### SERIES 290 with PSA

- ◆ Applied with pressure sensitive adhesive.
- ◆ Designed for application on asphalt and portland cement concrete road surfaces.
- ◆ These markers provide highly effective, long-life visibility, particularly at night and in wet weather.

## Ceramic Traffic Buttons & Jiggle Bars



**Retro-Reflective Ceramic Markers** combine the power of brilliant and exceptional night time visibility with a self cleaning glazed surface for excellent daytime visibility.

**Non-Reflective Ceramic Markers** are maintenance free and feature a heat fired glazed surface that promotes self-cleaning and excellent daytime visibility.



Jiggle Bar  
**RPM296WN**  
Non-Reflective  
Material: Ceramic  
Color: White  
Size: 6"x 6"



Jiggle Bar  
**RPM296YN**  
Non-Reflective  
Material: Ceramic  
Color: Yellow  
Size: 6"x 6"



Round Button  
**RPM297(X)W**  
1-Way Retro-Reflective  
Material: Ceramic  
Color: White  
Sizes(X): 6" or 8"



Round Button  
**RPM297(X)Y**  
1-Way Retro-Reflective  
Material: Ceramic  
Color: Yellow  
Sizes(X): 6" or 8"



Round Button  
**RPM297B4Y**  
1 Way Retro-Reflective  
Material: Ceramic  
Color: Yellow  
Size: 4"



Round Button  
**RPM297B4W**  
1 Way Retro-Reflective  
Material: Ceramic  
Color: White  
Size: 4"



Round Button  
**RPM297(X)WN**  
Non-Reflective  
Material: Ceramic  
Color: White  
Sizes(X): 4", 6" or 8"



Round Button  
**RPM297(X)YN**  
Non-Reflective  
Material: Ceramic  
Color: Yellow  
Sizes(X): 4", 6" or 8"



Round Button  
**RPM297(X)WWW**  
2-Way Retro-Reflective  
Material: Ceramic  
Color: White  
Sizes(X): 6" or 8"



Round Button  
**RPM297(X)YYY**  
2-Way Retro-Reflective  
Material: Ceramic  
Color: Yellow  
Sizes(X): 6" or 8"



Round Button  
**RPM297B4YYY**  
2 Way Retro-Reflective  
Material: Ceramic  
Color: Yellow  
Size: 4"



Round Button  
**RPM297B4WWW**  
2 Way Retro-Reflective  
Material: Ceramic  
Color: White  
Size: 4"



## 4" Traffic Buttons




6" & 8"  
Ceramic  
Buttons  
AVAILABLE  
page 104



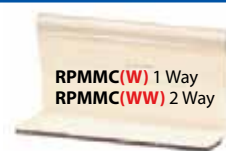
RPMMTD10500(W)N White  
RPMMTD10500(Y)N Yellow  
RPMMTD10500(B)N Black

- ◆ Raised hexagon pattern increases strength and adhesive surface area.
- ◆ Buttons made from polypropylene
- ◆ White (W), Yellow (Y), and Black (B)

## Chip Seal Temp Markers



- ◆ Polyurethane body allows marker to straighten itself after impact.
- ◆ Reflective surface is protected by clear plastic cover. Also available with double cover
- ◆ Marker comes with adhesive attached
- ◆ White (W) or Yellow (Y), 1-way or 2-way
- ◆ 500/Box (Sold in box quantities only)



## Rumble Strips



RPMRS(XX)ROAD0424 - 4" x 24" x 1/2" | 1.25 lbs  
Color (XX): (WH) White | (YE) Yellow *Yellow is Quick Ship*



- ◆ The **Road Rumbler** is made from a specially formulated glass-filled polymer material.
- ◆ Physical and audible warning for motorists.
- ◆ Superior road surface adhesion.
- ◆ Unique raised dot grip system and special grooves for improved adhesion.
- ◆ Adhere with marker adhesive, bottom of this page.



### 3708 Rumble Strip RPMRS(XX)3708(##)

Colors (XX): (BK) Black | (BU) Blue | (RE) Red | (WH) White | (YE) Yellow  
Lengths (##): (01) 12" | (04) 4" | (05) 5" | (06) 6" | (08) 8"

- ◆ The **3708 Rumble Strip** is solid uni-body marker which eliminates any hollow areas that can crack or crush when impacted by vehicle.
- ◆ Ideal to delineate gores, bike and pedestrian lanes, and road shoulders to help prevent dangerous run-off-the-road accidents.
- ◆ Install with hot melt bitumen or 2-part epoxy.



## Recycled Rubber Speed Bumps & Parking Curbs



- ◆ Made of 100% recycled rubber tires
- ◆ Embedded reflective glass beads
- ◆ Removable, flexible, durable
- ◆ Installs with 14" rebar spikes (1/2" masonry bit required)



Stock#	Description	Size	Spikes	Weight
RPMRRSB48	Speed Bump	4' x 2.25" x 11"	3	35 lbs.
RPMRRSB72	Speed Bump	6' x 2.25" x 11"	5	52 lbs.
RPMRRPC6YEBK	Yellow Parking Curb	6' x 6" x 4.25"	4	38 lbs.
RPMRRPC6WHBK	White Parking Curb	6' x 6" x 4.25"	4	38 lbs.
RPMRRPC6BUBK	Handicap Blue Parking Curb	6' x 6" x 4.25"	4	38 lbs.
RPMRRRSPIKE	Rebar Spike Pointed	14"		1.22 lbs.



## Marker Adhesives

Stock#	Description	# 4"x4" Markers	Coverage
RPMABITUMEN	Adhesive Bituminous - 55# Carton	165	2600 sq in
RPMMAPOXYKITGAL02	Adhesive Epoxy Kit - 2 Gallon (1 ea A/B)	200	3200 sq in
RPMMAPOXYKITGAL10	Adhesive Epoxy Kit - 10 Gallon (5 ea A/B)	1000	16000 sq in
RPMMAPOXYKITQT02	Adhesive Epoxy Kit - 2 Quart (1 ea A/B)	50	800 sq in
RPMMAPOXYKITTUBE	Adhesive Epoxy Tube Kit (1 ea A/B)	8-12	128 to 192 sq in

Stock#	Description	# Markers
RPMABUTYLPAD(XX)	Adhesive Butyl Single Pad - Sizes: (44) 4" x 4"   (88) 8" x 8"   (8ROUND) 8" Diameter Round	1
RPMABUNDY(XX)5BOX	Bundy Thermoplastic Adhesive - Size: 5" x 5"   Colors: (BK) Black   (BU) Blue   (WH) White   (YE) Yellow	140
RPMASBUNDYGY0239BOX	Super Bundy Thermoplastic Adhesive - Size: 2" x 39"   Color: Grey	40
RPMASBUNDYGY8BOX	Super Bundy Thermoplastic Adhesive - Size: 8" x 8"   Color: Grey	40
RPMASHOTSPOTBK5	Hotspot Thermoplastic Adhesive - Size: 5" x 5"   Color: Black	1
RPMASHOTSPOT(XX)5BOX	Hotspot Thermoplastic Adhesive - Size: 5" x 5"   Colors: (BK) Black   (BU) Blue   (WH) White   (YE) Yellow	150
RPMASHOTSPOTBK8BOX	Hotspot Thermoplastic Adhesive - Size: 8" x 8"   Color: Black	80



# 3M™ Stamark Pavement Markings



- ✓ Superior daytime visibility
- ✓ High reflectivity at night
- ✓ Reinforced toughness
- ✓ Extended season productivity
- ✓ Easy application



Tapes also Available with Liner, Call for Details.

## 380 ES Series Extended Season High Performance Tape

**Solid Non-Linered:** RPMTRA380IES - white | RPMTRA381IES - yellow  
 Sizes: 20 yds (48") | 30 yds (4", 5", 6", 8", 10", 12", 16", 18", 24") | 80 yds (8") | 100 yds (4", 5", 6")

**Solid Non-Linered:** RPMTRA385IES - black Sizes: 25 yds (4", 6", 8", 12", 24")

**Contrast Non-Linered:** RPMTRA380I5ES - white

Sizes: 50 yds (7", 8", 9", 11" includes 1½" black border)

- ◆ May be applied in temperatures as cool as 40 degrees F.

## 380 AW Series ALL Weather High Performance Tape

**Solid Non-Linered:** RPMTRA380AW - white | RPMTRA381AW - yellow

Sizes: 20 yds (48") | 25 yds (10", 12", 16", 18", 24") | 60 yds (8")

**Contrast Non-Linered:** RPMTRA380AW5 - white

- ◆ Includes "extended season" adhesive for application during normal season, or during early/late season with surface prep adhesive.

## 270 ES Series Intersection Durable Tape

**Solid Non-Linered:** RPMTRA270ES - white | RPMTRA271ES - yellow

Sizes: 20 yds (48") | 30 yds (4", 6", 8", 12", 16", 18", 24", 36") | 100 yds (4", 6")

- ◆ Exceptionally durable, long-lasting visibility, ideal for intersections.

## 710 Series Wet Reflective Removable Tape

**Solid Non-Linered:** RPMTRA710 - white | RPMTRA711 - yellow

Sizes: 20 yds (48") | 40 yds (4", 6", 8") | 120 yds (4", 5", 6")

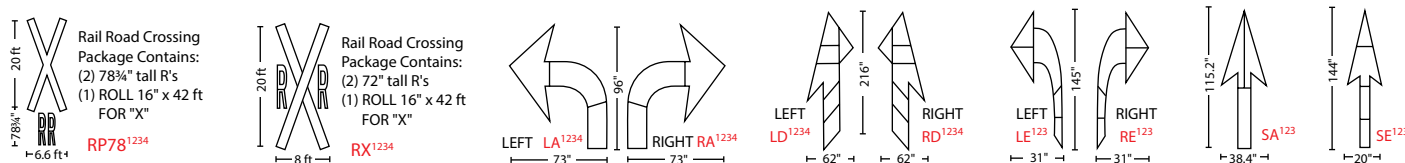
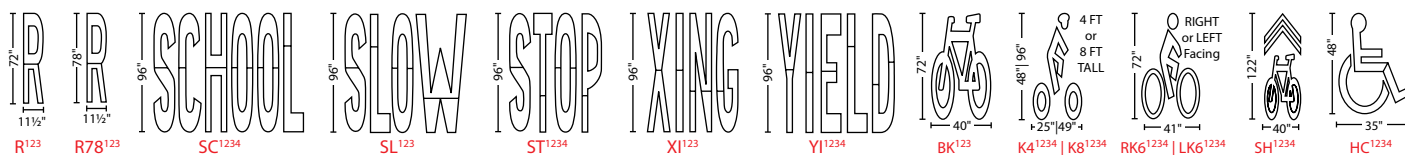
**Contrast Non-Linered:** RPMTRA7105 - white | RPMTRA7115 - yellow

Sizes: 65 yds (7", 8", 9" includes 1½" black border)

**Solid Non-Linered:** RPMTRA715 - black Sizes: 40 yds (6", 8") | 120 yds (6", 8")

- ◆ Designed to perform for the duration of a normal construction season.
- ◆ Superior adhesion and conformability, fast and easy to apply and remove, and eliminates grinding.

## 380IES Series • 380AW Series • 270ES Series • 710 Series Pre-Cut Legends, Symbols and Arrows



## HotTape® Lines, Legends & Arrows

### HotTape® Legends and Arrows

- ◆ Available in standard FHWA designs that are compliant with the Manual on Uniform Traffic Control Devices (MUTCD) including lines, arrows, bike lane markings, railroad markings and word legends such as "STOP", "ONLY", and "SCHOOL" plus many legends shown above on this page.
- ◆ Call a Customer Service Representative for Details.

### HotTape® Lines

RPMTP90(##)03(XX) - 3ft length x various widths

Width (##): (04) 4" | (05) 5" | (06) 6" | (08) 8" | (12) 12" | (16) 16" | (18) 18" | (24) 24"

Colors (XX): (WH) White | (YE) Yellow (NOTE: Also available in 90-mil rolls and 125-mil lines)

**For HotTape® Application** (Cylinder SOLD Separately)

RPMTPMTORCH - Magnum Heat Torch w/ 30' Hose

RPMTPMTTROLLEY - Hot Tape Magnum Tank Trolley

## PreMark® Lines, Legends & Arrows

### PreMark® Lines, Legends and Arrows

- ◆ Available in the FHWA Standard sizes as shown in the Manual on Uniform Traffic Control Devices (MUTCD) similar to many legends shown above on this page as well as custom designs.
- ◆ Call a Customer Service Representative for Details.

### PreMark® Lines

RPMTPPM125(##)03(XX) - 3ft length x various widths

Width (##): (04) 4" | (05) 5" | (06) 6" | (08) 8" | (12) 12" | (16) 16" | (18) 18" | (24) 24"

Colors (XX): (WH) White | (YE) Yellow

**For PreMark Application use:** (Cylinder SOLD Separately)

RPMTPPM2000EXHTORCH - Pre-Mark Flint 2000 EX Heat Torch 5" Nozzle

RPMTPPMC20LPGCYL - Pre-Mark C-20 Mark LPG Cylinder (20lb capacity)

RPMTPPMC40LPGCYL - Pre-Mark C-40 Mark LPG Cylinder (40lb capacity)

# Inverted Tip Marking Paints, Wands and Machines

## Water Based Marking Paint

Unleaded • APWA Approved • Cap-On Spray Mechanism

**Stock#** **RPMPITIPWB(XX)**

**Colors (XX):** (RE) Brilliant Red APWA  
(WH) Brilliant White APWA | (FBU) Flo Caution Blue  
(FOR) Flo Orange | (FPI) Flo Pink | (FPU) Flo Purple  
(FGR) Flo Safety Green | (FRE) Flo Safety Red  
(YE) Utility Yellow APWA

## Solvent Based Marking Paint

More durable than water based paint • Unleaded  
APWA Approved • Cap-On Spray Mechanism

**Stock#** **RPMPITIPSB(XX)**

**Colors (XX):** (BK) Asphalt Black | (BU) Blue APWA  
(FBU) Flo Blue | (FPI) Flo Hot Pink  
(FGR) Flo Neon Green | (FOR) Flo Orange  
(FROR) Flo Red/Orange | (FRE) Flo Safety Red  
(GR) Green APWA | (YE) Hi Vis Yellow APWA  
(RE) Red APWA | (WH) Utility White APWA  
(PU) Flo Purple

## Marking Chalk

More permanent than water based paint  
Unleaded • Non-Clogging Tip

**Stock#** **RPMPITIPMC(XX)**

**Colors (XX):** (BU) Blue | (GR) Green | (OR) Orange  
(RE) Red | (WH) White | (YE) Yellow

## Athletic Field Striping Paint

Water Based • VOC Compliant • Unleaded • APWA Colors

**Stock#** **RPMPITIPAFSA(XX)**

**Colors (XX):** (WH) White | (YE) Yellow | (OR) Orange  
(FLOR) Flo Orange | (RBU) Royal Blue | (TGR) Turf Green

## Pavement Striping Paint

30 Minute Dry Time • VOC Compliant • Unleaded

**Stock#** **RPMPITIPPS(XX)**

**Colors (XX):** (CUBK) Cover-Up Black  
(FRE) Fire Lane Red | (HBU) Handicap Blue  
(HWH) Highway White | (HYE) Highway Yellow



- ◆ 20 oz. Krylon Cans
- ◆ Sold by Case (12 Cans/Case)



**12" Hand-Held Wand**  
RPMPITIPHAND



**34" Marking Wand**  
RPMPITIPMWAND

**34" Marking Wand**  
w/flag holder RPMPITIPMWANDFH



**34" Line-Up Striping Wand**  
RPMPITIPPSWAND

## Pavement Striping Machine

RPMPITIPPSM

- ◆ Makes 2"-4" Line
- ◆ 18 gauge steel
- ◆ 7" Wheels
- ◆ Stores a full case of paint



## APWA Uniform Color Code

- ◆ **White:** Proposed Excavation
- ◆ **Pink:** Temporary Survey Markings
- ◆ **Red:** Electric Power Lines, Cables, Conduit and Lighting Cables
- ◆ **Yellow:** Gas, Oil, Steam, Petroleum or Gaseous Materials
- ◆ **Orange:** Communication, Alarm or Signal Lines, Cables or Conduit
- ◆ **Blue:** Potable Water
- ◆ **Purple:** Reclaimed Water, Irrigation and Slurry Lines
- ◆ **Green:** Sewers and Drain Lines

## Athletic Field Striping Machine

RPMPITIPAFSM

- ◆ 18 gauge steel
- ◆ 10" Wheels
- ◆ Stores a full case of paint



## Marking Flags

### ◆ RSP950(XXXX)4521

Fluorescent Colors:  
(FLGR) Flo Green | (FLLI) Flo Lime  
(FLOR) Flo Orange | (FLPK) Flo Pink  
(FLRR) Flo Rocket Red

### ◆ RSP951(XX)4521

Standard Colors:  
(BK) Black | (BU) Blue | (CL) Clear  
(GR) Green | (OR) Orange  
(PU) Purple | (RE) Red | (SL) Silver  
(WH) White | (YE) Yellow

- ◆ 4" x 5" flag w/21" wire staff is a Top Seller.
- ◆ Many other variations and custom printed flags are available (min qty of 1,000 on flag orders)



## Reflective Glass Beads



RPMBEAD

**BEST PRICE**  
40 Bag Pallet

- ◆ "Drop On" Glass Beads
- ◆ AASHTO Type I Specifications
- ◆ 50 Lb. Bags



Raised Pavement Markers available  
see page 104



RPMTFOL200W0450 White  
RPMTFOL200Y0450 Yellow



Reflective temporary construction grade pavement tape withstands tough weather and road conditions. 4" X 50 yards

- ◆ Glass beads are dropped or sprayed upon pavement markings to produce a reflectorized marking.
- ◆ High end glass beads suitable for state DOT jobs and exceed city/county/parking lot specifications.

# Graphic Word & Symbol Stencils

## PAVEMENT MARKINGS



1 Piece Stencil

Golf Cart  
**RPMS033628GOLF**  
36"x28" | 1/16" thick



1 Piece Stencil

Roller Blading In-Line Skating  
**RPMS031620ROLLINSKT**  
16"x20" | 1/16" thick



1 Piece Stencil

Baby & Stork  
**RPMS034524STORK**  
45"x24" | 1/16" thick



1 Piece Stencil

Baby & Carriage  
**RPMS033236BABYCAR**  
32"x36" | 1/16" thick



1 Piece Stencil

No Parking  
**RPMS0326NP**  
26" Diameter | 1/8" thick




1 Piece Stencil

No Skateboards  
**RPMS0326NOSKT**  
26" Diameter | 1/16" thick




1 Piece Stencil

Clean Up! Trash Your Trash  
**RPMS031012TRASH**  
10"x12" | 1/16" thick



Maltese Cross  
**RPMS033737MALCROSS**  
37"x37" | 1/8" thick



2 Piece Stencil

Fire Hydrant w/Arrow  
**RPMS031833FIREHYDA**  
18"x33" | 1/8" thick



2 Piece Stencil

Clean In Clean Out  
**RPMS036060CLEAN**  
60"x60" | 1/16" thick



1 Piece Stencil

No Roller Skating  
**RPMS03NOROLLBLADE**  
26" Diameter | 1/16" thick



2 Piece Stencil

Speed Hump  
**RPMS037272SPEEDHUMP**  
72"x72" | 1/8" thick



2 Piece Stencil

Electric Charging Station/Parking Stalls  
**RPMS034035ELECCHRG**  
40"x35" | 1/8" thick



1 Piece Stencil

Electric Charging Station/Parking Stalls  
**RPMS034344ELECCHRG**  
43"x44" | 1/16" thick

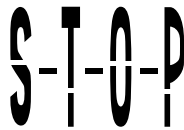


1 Piece Stencil

Alt Parking Stall  
**RPMS0346ALTPARKSTALL**  
46" Diameter | 1/8" thick



STOP - Military Style  
**RPMS05(XX)MILITARYSTP**  
(60) 60" | (96) 96" | 1/8" thick




S-T-O-P  
**RPMS0560STOP**  
60" High | 1/8" thick



STOP  
**RPMS0596STOP**  
96" High | 1/8" thick




YIELD  
**RPMS0536YIELD**  
36" High | 1/8" thick



1 Piece Stencil

Sewer Grate  
**RPMS032436SEWER**  
24"x36" | 1/8" thick



Compact Car  
**RPMS033630COMCAR**  
36"x30" | 1/16" thick




1 Piece Stencil

Motorcycle Parking  
**RPMS033625MOTORPARK**  
36"x25" | 1/8" thick



1 Piece Stencil

Electric Charging Station/Parking Stalls  
**RPMS0345ELECCHRG**  
45" Diameter | 1/16" thick



Buckle-Up  
**RPMS039628BUCKLE**  
96"x28" | 1/8" thick



Barricade Stripe  
**RPMS030672BS**  
6"x72" | 1/8" thick



1 Piece Stencil

Electric Charging Station Parking Stalls  
**RPMS032056ELECCHRG**  
20"x56" | 1/8" thick




1 Piece Stencil

Low-Emitting & Fuel Efficient Vehicle  
**RPMS034824LOWEMFUELV**  
48"x24" | 1/8" thick




1 Piece Stencil

Compact Car  
**RPMS033648COMCAR**  
36"x48" | 1/8" thick



Circle  
**RPMS08XXCIRCLEPLAY**  
Custom Size 4"-30" | 1/8" thick



Tic Tac Toe with 4 X's & 4 O's  
**RPMS081212TTTKIT**  
12"x12" | 1/8" thick



Child Running  
**RPMS032548CRUN**  
25"x48" | 1/8" thick




Pedestrian Crossing  
**RPMS034060PEDCROSS**  
36"x60" | 1/8" thick



1 Piece Stencil

No Pedestrians  
**RPMS0342NOPEDESTRIAN**  
42" Diameter | 1/16" thick



1 Piece Stencil

Recycle  
**RPMS0336RECYCLE**  
36" Diameter | 1/8" thick



1 Piece Stencil

No Smoking  
**RPMS0336NS**  
36" Diameter | 1/8" thick



McDonald's Kit  
**RPMSMCDONALDSKIT**  
34" Letters | 42" Circles  
1/8" or 1/16" thick  
2025 | Catalog#18



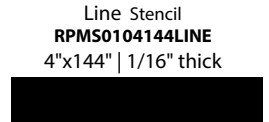
Leaf w/Roadway Low Emit Fuel  
**RPMS033655LEAFROAD**  
36"x55" | 1/16" thick



Double Leaf - Low Emitting Fuels  
**RPMS034040DBLEAF**  
40"x40" | 1/8" thick





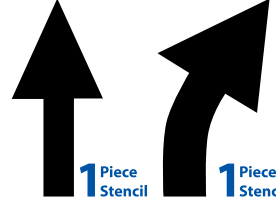
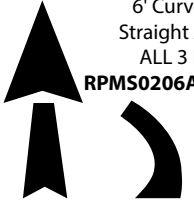
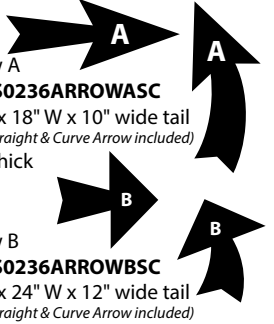


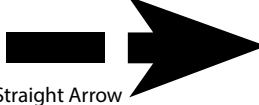
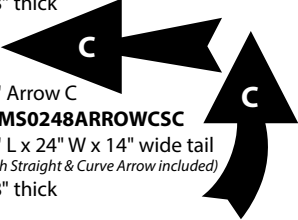




Crosswalk Awareness  
**RPMS03(XX)LOOK**  
(12) 12" or (16) 16" letters  
1/8" thick



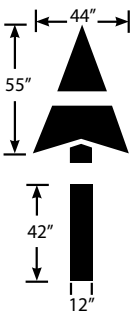
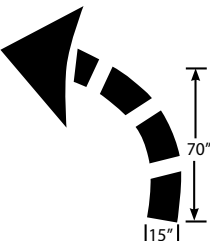
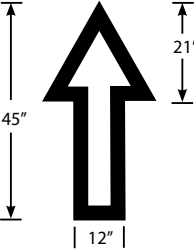
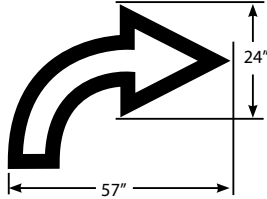


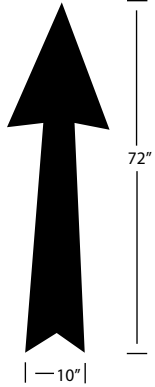
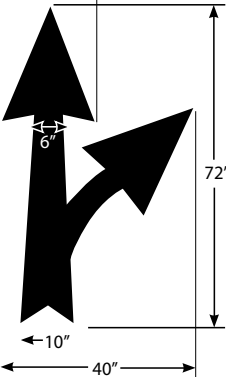
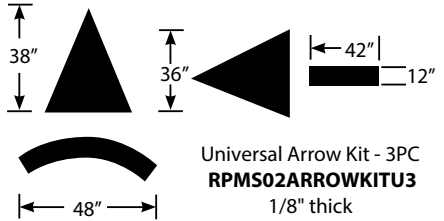
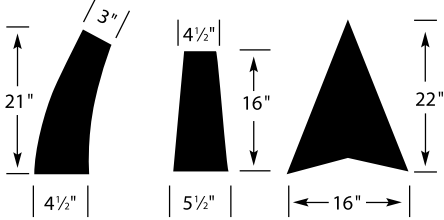
Line Stencil  
**RPMS0104144LINE**  
4"x144" | 1/16" thick  
Crosswalk Bar  
**RPMS01(XXXX)CROSSBAR**  
24" or 36" x72" | 1/8" thick



## Federal Spec. Arrow Stencils

 <p>Multi-Purpose 22" Straight Arrow <b>RPMS0222ARROWS</b> 1/8" thick</p>	 <p>Multi-Purpose 24" Curved Arrow <b>RPMS0224ARROWC</b> 1/8" thick</p>	 <p>1 Piece Stencil 5' Straight Arrow <b>RPMS0205ARROWS</b> 5' Curved Arrow <b>RPMS0205ARROWC</b> 1/8" thick</p>	 <p>6' Curved &amp; Straight Arrow ALL 3 PCS <b>RPMS0206ARROWCS</b> 6' Straight Arrow - 2 PCS <b>RPMS0206ARROWS</b> 6' Curved Arrow - 2 PCS <b>RPMS0206ARROWC</b> 1/8" thick</p>	 <p>Arrow A <b>RPMS0236ARROWASC</b> 36" L x 18" W x 10" wide tail (Both Straight &amp; Curve Arrow included) 1/8" thick</p> <p>Arrow B <b>RPMS0236ARROWBSC</b> 36" L x 24" W x 12" wide tail (Both Straight &amp; Curve Arrow included) 1/8" thick</p>
 <p>Curved Arrow <b>RPMS0208ARROWCF</b> 72" x 8"   1/8" thick</p>	 <p>Curved/Straight Combo Tail <b>RPMS021207ARROWCOMF</b> Size: 44" x 7"   1/8" thick</p>	 <p>Straight Arrow <b>RPMS0295ARROWSF</b> 38" x 9.5"   1/8" thick</p>	 <p>48" Arrow C <b>RPMS0248ARROWCSC</b> 48" L x 24" W x 14" wide tail (Both Straight &amp; Curve Arrow included) 1/8" thick</p>	
 <p><b>RPMSPA0236ARROWC</b> Size: 36" x 144" 1/8" thick 2 Piece Stencils <b>PENNDOT Spec Arrows</b> <b>RPMSPA0220ARROWS</b> 2 Piece Stencils Size: 20" x 144" 1/8" thick</p>	 <p>California Loop <b>RPMSCA01LOOPXXXX</b> (35 SIZES AVAILABLE) 1/8" thick</p>	 <p>Lane Reduction Arrow <b>RPMS0218ARROWLRF</b> 18' long x 5'6" wide   1/8" thick</p>	 <p>U-Turn Arrow <b>RPMS0208ARROWUF</b> 8' long x 9'2" wide   1/8" thick</p>	

## Universal Arrow Stencils

 <p>8' Straight Arrow <b>RPMS0208ARROWS</b></p>	 <p>8' Curved Arrow <b>RPMS0208ARROWC</b> 1/8" thick</p>	 <p>4" Outlined Straight Arrow <b>RPMS0204ARROWSOUT</b> 1/8" thick</p>	 <p>4" Outlined Curved Arrow <b>RPMS0204ARROWCOUT</b> 1/8" thick</p>	 <p>Curved/Straight Arrow 6' Kit - 3PC <b>RPMS0206ARROWKIT3</b> Straight Arrow - 37" Curve Arrow - 43" 1/8" thick</p>
 <p>Arrow Kit - 2PC <b>RPMS0242ARROWKIT2</b> 20" Wide x 42" High   1/8" thick</p>	 <p>1 Piece Stencil 6' Straight Thin Arrow <b>RPMS0206ARROWST1</b></p>	 <p>1 Piece Stencil 6' Arrow Combination <b>RPMS0206ARROWCOM</b> 1/8" thick</p>	 <p>Universal Arrow Kit - 3PC <b>RPMS02ARROWKITU3</b> 1/8" thick</p>	 <p>Curved/Straight Arrow Kit - 3PC <b>RPMS0322ARROWKITCOM3</b>   1/8" thick</p>

# Word Stencils

## PAVEMENT MARKINGS

### 4" High Letters

RPMS0504COM	COMPACT
RPMS0504CUS	CUSTOMER
RPMS0504FIRE	FIRE
RPMS0504GUEST	GUEST
RPMS0504H	HANDICAP
RPMS0504LANE	LANE
RPMS0504LOAD	LOADING
RPMS0504MGR	MANAGER
RPMS0504MIN	MIN
RPMS0504ND	NO DIVING
RPMS0504NP	NO PARKING
RPMS0504NROLL	NO ROLLER BLADING
RPMS0504NR	NO RUNNING
RPMS0504ONLY	ONLY
RPMS0504P	PARKING
RPMS0504RESI	RESIDENT
RPMS0504RES	RESERVED
RPMS0504SKT	SKATEBOARDING
RPMS0504VIS	VISITOR
RPMS0504WFS	

**WAIT FOR  
WALK SIGNAL**

RPMS0504ZONE ZONE

### 6" High Letters

RPMS0506ACC	ACCESSIBLE
RPMS0506COM	COMPACT
RPMS0506EXIT	EXIT
RPMS0506FIRE	FIRE
RPMS0506H	HANDICAP
RPMS0506LANE	LANE
RPMS0506LOAD	LOADING
RPMS0506ND	NO DIVING
RPMS0506NR	NO RUNNING
RPMS0506NSK	NO SKATEBOARDING
RPMS0506NS	NO SMOKING
RPMS0506NP	NO PARKING
RPMS0506ONLY	ONLY
RPMS0506P	PARKING
RPMS0506RES	RESERVED
RPMS0506SL	

**STOP - LOOK**

RPMS0506VAN VAN  
RPMS0506VIS VISITOR  
RPMS0506ZONE ZONE

### 8" High Letters

RPMS0508ASST	ASST
RPMS0508CARS	CARS
RPMS0508CHIEF	CHIEF
RPMS0508COM	COMPACT
RPMS0508CUS	CUSTOMER
RPMS0508DOC	DOCTOR
RPMS0508FIRE	FIRE
RPMS0508H	HANDICAP
RPMS0508LANE	LANE
RPMS0508LOAD	LOADING
RPMS0508MGR	MGR
RPMS0508NP	NO PARKING
RPMS0508ONLY	ONLY
RPMS0508P	PARKING
RPMS0508PRES	PRESIDENT
RPMS0508RES	RESERVED
RPMS0508SEN	SENIOR
RPMS0508STA	STAND
RPMS0508TAXI	TAXI
RPMS0508VICE	VICE
RPMS0508VIS	VISITOR
RPMS0508ZONE	ZONE

### 10" High Letters

RPMS0510ASST	ASST
RPMS0510CARS	CARS
RPMS0510CHIEF	CHIEF
RPMS0510COM	COMPACT
RPMS0510CUS	CUSTOMER
RPMS0510DOC	DOCTOR
RPMS0510FIRE	FIRE
RPMS0510H	HANDICAP
RPMS0510LANE	LANE
RPMS0510LOAD	LOADING
RPMS0510MGR	MANAGER
RPMS0510MGR	MGR
RPMS0510NP	NO PARKING
RPMS0510OW	ONE WAY
RPMS0510ONLY	ONLY
RPMS0510P	PARKING
RPMS0510PRES	PRESIDENT
RPMS0510RESC	RESERVED (CONDENSED)
RPMS0510RES	RESERVED
RPMS0510SEN	SENIOR
RPMS0510STA	STAND
RPMS0510STOP	STOP
RPMS0510TAXI	TAXI
RPMS0510VICE	VICE
RPMS0510VIS	VISITOR
RPMS0510ZONE	ZONE

### 9" High Letters

1 Piece Stencil RPMS0509NP	<b>NO PARKING</b>
1 Piece Stencil RPMS0509SS	<b>SLOW SPEED</b>

### 12" High Letters

RPMS0512COM	COMPACT
RPMS0512CUS	CUSTOMER
RPMS0512DO	DO
RPMS0512DRIVE	DRIVE
RPMS0512ENTER	ENTER
RPMS0512EXIT	EXIT
RPMS0512FIRE	FIRE
RPMS0512LANE	LANE
RPMS0512LOAD	LOADING
RPMS0512NO	NO
RPMS0512NOT	NOT
RPMS0512ONLY	ONLY
RPMS0512P	PARKING
RPMS0512RES	RESERVED
RPMS0512STOP	STOP
RPMS0512THRU	THRU
RPMS0512VIS	VISITOR
RPMS0512ZONE	ZONE

### 18" High Letters

RPMS0518DO	DO
RPMS0518DRIVE	DRIVE
RPMS0518ENTER	ENTER
RPMS0518EXIT	EXIT
RPMS0518FIRE	FIRE
RPMS0518IN	IN
RPMS0518LANE	LANE
RPMS0518NO	NO
RPMS0518NOT	NOT
RPMS0518ONE	ONE
RPMS0518ONLY	ONLY
RPMS0518OUT	OUT
RPMS0518P	PARKING
RPMS0518STOP	STOP
RPMS0518THRU	THRU
RPMS0518WAY	WAY
RPMS0518ZONE	ZONE

**ONE  
WAY**

RPMS0510OW




## 24" High Letters

RPMS0524NO	NO
RPMS0524P	PARKING
RPMS0524DO	DO
RPMS0524NOT	NOT
RPMS0524FIRE	FIRE
RPMS0524LANE	LANE
RPMS0524ZONE	ZONE
RPMS0524ENTER	ENTER
RPMS0524EXIT	EXIT
RPMS0524DRIVE	DRIVE
RPMS0524THRU	THRU
RPMS0524LOAD	LOADING
RPMS0524ONE	ONE
RPMS0524WAY	WAY
RPMS0524STOP	STOP
RPMS0524ONLY	ONLY
RPMS0524SLOW	SLOW
RPMS0524AHEAD	AHEAD

## 48" High Letters

1 & 2 Piece Stencils • Made from Durable 1/8" Poly Material



## Bicycle Lane Stencils



Bike Lane (no helmet)  
RPMS03(XXX)BLANE  
(1733) 17"x33" | (2448) 24"x48"  
1/8" thick



Bike Trail  
RPMS036540BTRAIL  
65"x40" | 1/8" thick



Bike Lane (w/helmet)  
RPMS0340(XX)BLANEH  
40"x(60)" or (72)" | 1/8" thick



Bicycle Diamond  
RPMS033672BICDIA  
36"x72" | 1/8" thick



Bike Shared Lane  
RPMS0340(XXX)SHAREBIC  
40" x (111)" or (69)" | 1/8" thick

2 Piece Stencil

## Railroad Stencils



6' RR XING  
(PENNDOT SPEC)

"R" - RPMSPA0366RR  
"X" - RPMSPA03RRX

X is 2 Piece Stencil

1/8" thick



6' Fed "R" for Railroad XING  
RPMS0306RRXCROSSF

"X" for Railroad XING  
RPMS0320RRX

X is 2 Piece Stencil

1/8" thick



5' Fed "R" for Railroad XING  
RPMS0305RRXCROSS

"X" for Railroad XING  
RPMS0320RRX

X is 2 Piece Stencil

8ft wide x 20 ft high  
1/8" thick

## Handicap/Disabled Stencils

12" x 18" ADA SYMBOLS • 6" Wording • 1 Piece Stencils  
• Made from Durable 1/8" Poly Material



RPMS05ADANP



RPMS05ADAVAN



RPMS05ADAHP



Active Handicap - 1/8" thick  
RPMS033628H | 36"x28"

Active Handicap (NY SPEC)  
RPMSNY034536H | 45"x36"  
1/8" thick



Walmart ADA Handicap  
RPMS0508472WALADAH2  
(8472) 84"x72"  
1/8" thick



RPMS032032HB20"x32" Handicap Symbol w/Border

Stencils are 1/8" thick



RPMS031812H1  
RPMS033224H2  
RPMS034133H25  
RPMS034236H35

12"x18" Handicap Symbol (1.25" Stroke)  
32"x24" Handicap Symbol (2" stroke)  
41"x33" Handicap Symbol (2.5" stroke)  
42"x36" Handicap Symbol (3.5" stroke)

Stencils are 1/8" thick



# Aluminum Barrier Mount Delineators

## Brite-MAX

*The Brite-Max Delineator is the best delineator on the market for combined safety and durability. The Aluminum body provides long life in all climates in both work zone and permanent installations.*

- ◆ **PRODUCT ID:** BMJB(XXX)(X)(XX)(S/D)
- ◆ **Reflective Size (XXX):** (009) 3" x 3" **Tab Size:** 2"  
(012) 4.25" x 3.5" **Tab Size:** 2" | (015) 3" x 5" **Tab Size:** 3"  
(048) 6" x 8" **Tab Size:** 3" | (072) 6" x 12" **Tab Size:** 3"  
(096) 8" x 12" **Tab Size:** 3" | (100) 10" x 10" **Tab Size:** 3"
- ◆ **3M™ Reflective Sheeting (X):** (H) High Intensity Prismatic  
(3) DG3 Diamond Grade Cube
- ◆ **Quick Ship Colors (XX):** (WH) White | (YE) Yellow  
(FY) Fluorescent Yellow | (OR) Fluorescent Orange
- ◆ **Reflective Sides (S/D):** (S) Single-Sided | (D) Double-Sided
- ◆ **Body Substrate:** .080" Aluminum provides long life in all climates in both work zone and permanent installations.
- ◆ **Compatibility:** The Brite-Max Barrier Mount Delineators can be used for top or side mount applications on concrete barriers and wooden guardrail posts.




*All non-stock standard reflective sheeting colors and types available by custom order.  
Call customer service at 1-800-367-1492 for details.*

- ◆ Utilize Brite-Max Delineators for many other purposes such as utilities, incident management, parks and recreation areas.



BMJB-9



BMJB-12



BMJB-15



BMJB-48



BMJB-72



BMJB-96



BMJB-100

SCAN QR codes with Smart Phone camera to view product videos.

## Key features of Portable Concrete Barrier Markers

- ◆ Brite-Max BMJBs are becoming DOT approved nationwide in states which prefer durable aluminum over plastic!
- ◆ Plastic PCBMs meet specifications nationwide.
- ◆ Also known as a "Jersey" Barrier Marker. Typical applications include temporary and permanent concrete barriers, concrete bridge parapets and wooden guardrail posts. BMJB bases are pre-drilled for either adhesive or bolt mounting.
- ◆ **Installation:** BMJBs have 3/8" holes pre-drilled for permanent 5/16" hardware installations. Use adhesives for a quick, reliable and less labor intensive installation. Standard pavement marking adhesives are available for purchase. Also, Dapco brand 795A Adhesive (RPMAEPOXYTUBE1P) is available through special order by calling customer service at 1-800-367-1492.


## Portable Concrete Barrier Markers

- ◆ **PRODUCT ID:** RDBM(XXX)(X)(XX)(S/D)
- ◆ **Reflective Size (XXX):** (PCBM09) 9" sq in | (PCBM12) 12" sq in | (PCBM15) 15" sq in | (PCBML16) 32" sq in | (LITTLED OG) 72" sq in | (BIGDOG) 96" sq in
- ◆ **3M® Reflective Sheeting (X):** (H) High Intensity Prismatic | (3) DG3 Diamond Grade Cube | (D) Orange VIP Diamond Grade
- ◆ **Colors (XX):** (WH) White | (YE) Yellow | (OR) Fluorescent Orange
- ◆ **Reflective Sides (S/D):** (S) Single-Sided | (D) Double-Sided
- ◆ **Body Substrate:** UV-stabilized polymers for long life in both work zones and permanent installations.
- ◆ **Compatibility:** PCBM can be used for top and/or side mount applications.



## Flexible Hinged Barrier Markers

- ◆ **PRODUCT ID:** RDBMPCBMT9(H)(XX)(S/D)
- ◆ **Reflective Sheeting Size:** 9 sq in of High Intensity Prismatic
- ◆ **3M® Reflective Sheeting:** (H) High Intensity Prismatic
- ◆ **Colors (XX):** (WH) White | (YE) Yellow
- ◆ **Reflective Sides (S/D):** (S) Single-Sided | (D) Double-Sided
- ◆ **Body Substrate:** UV-stabilized polymers for long life in both work zones and permanent installations.
- ◆ **Compatibility:** The PCBM-T9 is a hinged version of the PCBM-9 and is designed for use on top of movable barrier systems.



## Flexible Hinged Barrier Markers

- ◆ **PRODUCT ID:** RDGRDFT(H)(XX)(S/D)
- ◆ **Reflective Sheeting:** (H) 12" sq in of High Intensity Prismatic
- ◆ **Colors (XX):** (WH) White | (YE) Yellow
- ◆ **Reflective Sides (S/D):** (S) Single-Sided | (D) Double-Sided
- ◆ **Body Substrate:** Marker body made of rigid PVC with co-extruded 80 durometer polyurethane acting as working hinge.
- ◆ **Compatibility:** Designed for use on top of movable barrier systems.

### FLEXTAB-12

HIP Sheeting



## JD Cube Barrier Markers

- ◆ **PRODUCT ID:** RDBMJD(1/2)(XX)
- ◆ **Size:** approx 3" x 5.25" x 2.5"
- ◆ **Reflective Size:** approx 9.5" sq. in.
- ◆ **Reflective Sides (1/2):** (1) Single-Sided | (2) Double-Sided
- ◆ **Colors (XX):** (WH) White | (YE) Yellow
- ◆ **Body Substrate:** ABS and Acrylic
- ◆ The JD Cube is bright! Exceeds all state and federal brightness standards.



## MUTCD Guidance

### About Delineators

- ◆ Delineators are beneficial at locations such as at lane-reduction transitions and curves and provide effective guidance at night and during adverse weather conditions. Refer to the MUTCD for more information.
- ◆ Retroreflective elements for delineators shall have a minimum dimension of 3 inches.
- ◆ Delineators are considered guidance devices rather than warning devices.
- ◆ Delineators may be used on long continuous sections of highway or through short stretches where there are changes in horizontal alignment.

### Color Definitions

- ◆ **WHITE:** Lane markings or to mark the right pavement edge.
- ◆ **YELLOW:** Separate traffic moving in opposite directions, or mark the left pavement edge on one-way roadways.
- ◆ **RED:** Used to warn motorists of "Do Not Enter" or "Wrong Way". Also, delineators shall be red when used on a truck escape ramp.
- ◆ **BLUE:** Used to mark the location of fire hydrants on the shoulder or at the curb.
- ◆ **GREEN:** Used for snowplow markings.
- ◆ **ORANGE:** Used in construction work zone areas.

# Brite-Max Butterfly Guardrail Delineators

SCAN QR codes with Smart Phone camera to view product videos.



The Aluminum body of Brite-Max Delineators provides long life in all climates and provide effective guidance at night, in low light and adverse weather conditions.

- ◆ **PRODUCT ID:** BMGRD(XXX)(1/2)(X)(XX)
- ◆ **Installation Type (XXX):** (567) Slot installs on existing guardrail bolt (818) Hole installs on new guardrail
- ◆ **Reflectivity:** Provides 8.5" square inches of reflectivity.
- ◆ **Reflective Sides (1/2):** (1) Single-Sided\* | (2) Double-Sided
- ◆ **3M Reflective Sheeting (X):**  
(H) High Intensity Prismatic | (3) DG3 Diamond Grade Cube
- ◆ **\*NOTE:** Industry Standard for Single-Sided Reflective placement on the side that bends towards the fork side as shown in images. Custom orders for non-standard single-sided reflective placement is available by custom order, call 1-800-367-1492.
- ◆ **Reflective Colors (XX):** (WH) White | (YE) Yellow | (FYE) Fluorescent Yellow
- ◆ **Body Substrate:** .080" Aluminum provides long life in all climates in both work zone and permanent installations.
- ◆ **Compatibility:** Butterfly shape fits in the center channel for protection from accidental damage or vandalism.
- ◆ Illuminate invisible guardrails at night with bright reflective markers that provide clear delineation.
- ◆ **MUTCD Guidance:** Meets the minimum MUTCD requirements for reflectivity.
- ◆ Utilize Brite-Max Delineators for many other purposes such as utilities, incident management, parks and recreation areas. Standard reflective sheeting colors available by custom order. Call customer service at 1-800-367-1492 for details.



**BMGRD-567**

Butterfly Aluminum  
Bolt On Existing Guardrail



**BMGRD-818**

Butterfly Aluminum  
Bolt On New Guardrail



## W-Beam/Butterfly Guardrail Delineators

- ◆ **W-Beam/Butterfly Style Reflectors** provide effective guidance at night, in low light and adverse weather conditions.
- ◆ **Compatibility:** Fit in the center channel of guardrails for protection from accidental damage or vandalism.



**RDGRD-18**

Round Steel - Bolt On

- ◆ **PRODUCT ID:** RDGRD18(X)(XX)
- ◆ **Reflectivity:** Provides 7" sq in of reflectivity. Meets or exceeds photometric standards.
- ◆ **Reflective Sides (X) Colors (XX):**  
(1)(WH) Single-Sided White  
(1)(YE) Single-Sided Yellow  
(2)(WY) Double-Sided White/Yellow Bi-Directional
- ◆ **Size:** 3.25" Diameter
- ◆ **Body Substrate:** Galvanized steel bracket w/plastic reflector



**RDGRD-AGR**

Round Poly - Glue On

- ◆ **PRODUCT ID:** RDGRDAGR(X)(XX)
- ◆ **Reflectivity:** Provides 7" sq in of reflectivity. Meets or exceeds photometric standards.
- ◆ **Reflective Sides (X):**  
(1) One-Sided | (2) Double-Sided
- ◆ **Colors (XX):**  
(WH) White | (YE) Yellow
- ◆ **Size:** 3.25" Diameter
- ◆ **Body Substrate:** Polycarbonate bracket w/plastic reflector



**RDGRD-567**

Butterfly Steel - Bolt On

- ◆ **PRODUCT ID:** RDGRD567(X)(H)(XX)
- ◆ **Reflective Sheeting:** 8" sq in of (H) High Intensity Prismatic
- ◆ **Reflective Sides (X) Colors (XX):**  
(1)(WH) Single-Sided White  
(1)(YE) Single-Sided Yellow  
(2)(WH) Double-Sided White  
(2)(YE) Double-Sided Yellow  
(2)(WHYE) Double-Sided White/Yellow Bi-Directional
- ◆ **Body Substrate:** Galvanized Steel



**RDGRD-721**

Butterfly Poly - Glue On

**RDGRD-717**

Butterfly Poly - Bolt On

- ◆ **PRODUCT ID:** RDGRD(XXX)(X)(H)(XX)
- ◆ **Reflective Sheeting:** 8" sq in of (H) High Intensity Prismatic
- ◆ **Install Type (XXX):**  
(717) Bolt Slot | (721) Glue-On
- ◆ **Reflective Sides (X):**  
(1) Single-Sided | (2) Double-Sided
- ◆ **Colors (XX):**  
(WH) White | (YE) Yellow
- ◆ **Body Substrate:** Polycarbonate



# Brite-Max A-Style Barrier/Guardrail Delineators

SCAN QR codes with Smart Phone camera to view product videos.

## Brite-MAX

*The Brite-Max A-Style Delineators offer a unique style for the ultimate in delineation.*



**BMGA-04**

Barrier Top Mount Only



**BMGA-025**

Barrier Top or Side Mount  
Guardrail Mount

◆ **PRODUCT ID:** BMG(ASTYLE)(X)(XX)(S/D)

◆ **A-STYLE (A04)**

**Reflectivity:** 18.5" sq in

**Body Size:** 10.375" x 4" x 4" in bent position.

**Installation:** (2) 4" x 1.25" mounting surfaces,

(2) 1/4" diameter holes for fasteners and

(6) 1/4" x 1 1/4" obround holes to assist with adhesion.

**Compatibility:** Concrete barriers top mounting only.

◆ **A-STYLE (A025)**

**Reflectivity:** 11" sq in

**Body Size:** 6.5" x 4" x 2.5" in bent position.

**Installation:** (2) 4" x 3/4" mounting surfaces,

(2) 1/4" diameter holes for fasteners and

(4) 3/16" x 3/4" obround holes to assist with adhesion.

**Compatibility:** Concrete barriers mounting on top and/or on the side or guardrail post mount.

◆ **3M® Reflective Sheeting (X):**

(H) High Intensity Prismatic | (3) DG3 Diamond Grade Cube

◆ **Reflective Colors (XX):** (WH) White | (YE) Yellow

(FYE) Fluorescent Yellow

◆ **Reflective Sides (S/D):** (S) Single-Sided | (D) Double-Sided

◆ **Body Substrate:** .080" Aluminum provides long life in all climates in both work zone and permanent installations.

◆ **MUTCD Guidance:** Meets the minimum MUTCD requirements for reflectivity.

◆ **NOTE:** Adhesive and hardware, sold separately.

◆ Utilize Brite-Max A-Style Delineators for many other purposes such as utilities, incident management, parks and recreation areas. Standard reflective sheeting colors available by custom order. Call customer service at 1-800-367-1492 for details.



## Brite-Max Utility-View Reflectors

◆ **PRODUCT ID:** BMUV(X)(XX)(XXXX)

◆ **3M® Reflective Sheeting (X):**

(H) High Intensity Prismatic | (3) DG3 Diamond Grade Cube

◆ **Colors (XX):** (YE) Yellow | (FY) Fluorescent Yellow | (WH) White

(RE) Red | (OR) Fluorescent Orange | (FG) Fluorescent Yellow-Green

◆ **Size (XXXX):** (01536) 1.5" x 36" | (01560) 1.5" x 60" | (0436) 4" x 36" | (0460) 4" x 60" | (0636) 6" x 36" | (0660) 6" x 60"

◆ **Material:** .040" Aluminum

◆ The flexible bands are designed to wrap around utility poles, as well as marking transformer covers, and other potential hazards for pedestrians and motorists. Suitable for both rural and urban areas.

◆ **Compatibility:** 36" long reflectors fit 11.46" diameter utility poles and 60" long reflectors fit 19.09" diameter utility poles.

◆ **Installation:** Reflectors can be cut with tin snips to mark poles with other diameters. The .040" aluminum is both rigid and flexible, which allows quick and easy installation around wood utility poles using roof nails, staples, or screws. A combination of these fasteners as well as adhesives can be used to mount them to other surfaces. Tools, hardware and adhesives, sold separately.

◆ Utility-View Reflectors can be ordered with VHB tape on the back, in other colors and with reflective or non-reflective numbers to better identify locations.

## Brite-MAX

*Utility-View Reflective Flexible Bands help increase safety by increasing visibility both day and night.*



2025 | Catalog# 18

PAVEMENT MARKINGS



## Brite-Max Guardrail Delineators



Multi-View



*Illuminate invisible guardrails at night  
with bright reflective markers that  
provide clear delineation.*

*The Brite-Max Multi-View Delineator is  
the best delineator on the market for  
combined safety and durability.*



Single-View

- ◆ **PRODUCT ID: BMGS(XXXX)(X)(XX)(S/D)**
- ◆ **Single-View Sizes (XXXX):** (0415) 4" x 15" body with 4" x 8" reflective sheeting provides 32" square inches of reflectivity  
(0427) 4" x 27" body with 4" x 12" reflective sheeting provides 48" square inches of reflectivity  
(0327) 3" x 27" body with 3" x 12" reflective sheeting provides 36" square inches of reflectivity
- ◆ **Multi-View Sizes (XXXX):**  
(MV0415) 3.75" x 15" x .75" body with 4" x 8" reflective sheeting provides 32" square inches of reflectivity  
(MV0427) 3.75" x 27" x .75" body with 4" x 12" reflective sheeting provides 48" square inches of reflectivity
- ◆ **3M® Reflective Sheeting (X):**  
(H) High Intensity Prismatic | (3) DG3 Diamond Grade Cube
- ◆ **Colors (XX):** (WH) White | (YE) Yellow | (FY) Fluorescent Yellow
- ◆ **Reflective Sides (S/D):** (S) Single-Sided | (D) Double-Sided
- ◆ **Body Substrate:** Non-hinged .080" Aluminum provides long life in all climates in both work zone and permanent installations.

- ◆ The **Single-View** is a durable, economical marker that provides an efficient way to delineate guardrails day and night.
- ◆ The long term durability of aluminum backing plus the extreme angularity of the **Multi-View** profile combine to form an unbeatable product.
- ◆ **Compatibility:** Easy to install on wooden guardrail posts. Guardrail reflectors can be either adhesively or bolt mounted to metal guardrails.
- ◆ **NOTE:** Adhesive and hardware, sold separately.
- ◆ Utilize Brite-Max Delineators for many other purposes such as utilities, incident management, parks and recreation areas. Standard reflective sheeting colors available by custom order. *Call customer service at 1-800-367-1492 for details.*



## Guardrail Mount Delineators

Fits over steel I-beam  
guardrail posts



I-Flex Hinged

- ◆ **PRODUCT ID:** RDGRDIFLEX12(H)(XX)(S/D)
- ◆ **Reflective Sheeting:** 3" x 4" with 12" sq in  
(H) High Intensity Prismatic
- ◆ **Reflective Colors (XX)**  
(WH) White | (YE) Yellow
- ◆ **Sides (S/D):**  
(S) Single | (D) Double
- ◆ **Bi-Directional: (WHYE)(D)**  
Double-Sided White/Yellow
- ◆ **Body Substrate:** Resin body & polyurethane hinge



S-Flex Hinged

- ◆ **PRODUCT ID:** RDGRDSFLEX (H)(XX)(S/D)
- ◆ **Reflective Sheeting:** (H) High Intensity Prismatic
- ◆ **Reflective Colors (XX)**  
(WH) White | (YE) Yellow
- ◆ **Sides (S/D):**  
(S) Single-Sided  
(D) Double-Sided
- ◆ **Body Size:** 4" x 8.75"
- ◆ **Body Substrate:** Resin body & polyurethane hinge



Flex-Rail Hinged

- ◆ **PRODUCT ID:** RDGRDFR(X)(H)(XX)(S/D)
- ◆ **Body Size (X):** (3) 3" x 5.75" with 12" sq in of sheeting or (4) 4" x 5.75" with 16" sq in of sheeting
- ◆ **Reflective Sheeting:** (H) High Intensity Prismatic
- ◆ **Reflective Colors (XX)**  
(WH) White | (YE) Yellow
- ◆ **Sides (S/D):**  
(S) Single | (D) Double
- ◆ **Body Substrate:** PVC body & polyurethane hinge



Straight-Flex Non-Hinged

- ◆ **PRODUCT ID:** RDGRP(OPTIONS)
- ◆ **Body Color:** White
- ◆ **Body Size:** 3" x 13"
- ◆ **Reflective Sheeting:** High Intensity Prismatic
- ◆ **Reflective Colors:** White | Yellow
- ◆ **Sides:** Single | Double
- ◆ **Reflective Sizes:** 3" x 5"
- ◆ **Body Substrate:** Resin



Flex-Post Non-Hinged

- ◆ **PRODUCT ID:** RDGRPF(OPTIONS)
- ◆ **Body Colors:** Yellow, White, Grey
- ◆ **Body Sizes:** 3" x 27" | 4" x 27"
- ◆ **Profiles:** 3" Dual Curve or 3" or 4" Single Curve
- ◆ **Reflective Sheeting:** High Intensity Prismatic
- ◆ **Reflective Colors:** White, Yellow
- ◆ **Reflective Sizes:** 3" x 8" | 3" x 12"





# Ground Mount Flex Delineators & Markers



## Boundary Marker

Economical survey marker is designed for marking trails and boundaries.

**RPOFDGGBS(##)(XX)**

**Lengths (##):**  
(66) 66" | (72) 72"

**Color (XX):**  
(OR) Orange



## Utilimark

Design with a thicker middle for easier installation into hard soil.

**RPOFDGGFT(##)(XX)**

**Lengths (##):**  
(62) 62" | (66) 66" | (72) 72"

**Colors (XX):** (BR) Brown  
(YE) Yellow (WH) White  
(OR) Orange | (RE) Red  
(GR) Green | (BU) Blue



## Triple Rail

Use as a roadway delineator or as a marker for buried utilities.

**RPOFDGGTF(##)(XX)**

**Lengths(##):** (62) 62"  
(66) 66" | (72) 72"

**Colors (XX):** (BR) Brown  
(YE) Yellow (WH) White  
(OR) Orange | (RE) Red  
(GR) Green | (BU) Blue



## Boundary Marker

Use Boundary Marker, Utilimark or Triple Rail Markers for marking property. Over 90 legends available.

## Boundary Decals

**RPOFDGGZD(R/V)(XX)**

(R) High Intensity Prismatic  
(V) Non-Reflective Vinyl

**Legends (XX):**

(WPSM) Witness Post Survey Marker  
(PB) Property Boundary  
(ROW) Right of Way

## Optional Anchors



## Fiberglass Anchor

**RPOFDGGZAGAI**

For stability in soft or sandy conditions. Includes (1) one pre-installed fiberglass anchor.

## Fiberglass Anchor Kit

**RPOFDGGZAGAK**


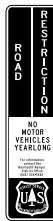
Includes (10) ten anchors plus rivets for installation onto flexible markers.



## Rivet Gun

**RHRBALMGUN**

For installation of anchors to flexible markers with kit rivets.



## Recreation Decals

Available for agencies such as National Park Service, Bureau of Land Management, Corps of Engineers, Department of the Interior, Fish and Wildlife Service, NOAA, Bureau of Indian Affairs, and National Forest Service. Call for details.

**Standard & Customized Decals Available**



## 911 Marker

Utilimark and Triple Rail Markers are ideal as an emergency 911 marker.

## 4" Reflective Die Cut Series B Letters & Numbers

**DC(H)WHL04B**

(H) High Intensity Prismatic.  
Other sizes and options available.



## Fire Hydrant Marker

Use Utilimark Marker as a Fire Hydrant Marker to locate hydrants in low visibility areas.

## Fire Hydrant Decal

**RPOFDGGZD(R/V)FH**

(R) High Intensity Prismatic  
(V) Non-Reflective Vinyl



## Reflective Decals

Add Reflective Sheeting Decals to Ground Mount Delineators.

**RPOFDGGZRS(H)(X)(####)**

**Colors (X):**  
(W) White | (Y) Yellow

**Sizes (####):**  
(0303) 3" x 3" | (0306) 3" x 6"  
(0309) 3" x 9" | (0312) 3" x 12"

**Reflective Sheeting :**

(H) High Intensity Prismatic



## Fiberglass Snow Pole Markers

Composite fiberglass snow poles improve roadway demarcation for motorists and snow removal crews.

**RDSNOWGR(XXX)(##)**

**Thickness (XXX):** (316) 3/16" | (38) 3/8"

**Lengths (##):** (72) 72" | (84) 84" | (96) 96"



## Snow Pole Decals

**RDSNOWGZDV(XX)**

(WL) Water Line  
(SM) Survey Marker  
(TC) Telephone Cable  
(WM) Water Meter  
(SFM) Sewage Force Main  
(GS) Gas Service  
(B) Boundary  
(CU) Custom Decal

Installation and Removal Tools Also Available. Call for Details.





# Tubular Markers & Tube Delineators



Choose from one of the  
3 most popular Tubular Markers



- ◆ **RPOFDSNTM236WH2W**  
White Body/White Sheetting
- ◆ **RPOFDSNTM236WH2Y**  
White Body/Yellow Sheetting
- ◆ **RPOFDSNTM236YE2Y**  
Yellow Body/Yellow Sheetting

## Standard Features:

Surface Mount Base  
w/One Pin System, 2.25" OD tube,  
36" tall Marker and 2 HIP reflective bands.

*Option: use one of our Easy Order Checklists  
found below to customize your order.*



Tubular Markers and Tube Delineators are highly visible day or night, remain flexible at extreme temperatures, and return upright after impact. Approved by most state DOT's.



Ground Mount Tube Delineator



Surface Mount Tube Delineator



Ground Mount Tubular Marker



Surface Mount Tubular Marker

## Easy Order Checklist - Standard Options

Follow the steps below to build your own standard tubular marker or tube delineator to suit your specific needs.

### STEP 1 Choose a Mounting Style

- ☐ **Ground Mount Base** - 2-Part System: 1. Drivable Ground Anchor and 2. Replaceable Flex Delineator
- ☐ **Surface Mount Base** - One Pin System: Simple installation base is included with replaceable tube for low maintenance cost.

### STEP 2 Choose a Tube Style

- ☐ **Tubular Marker** - 2.25" OD tube for use as a channelizing device. Comes with 2 HIP reflective stripes.
- ☐ **Tubular Marker** - 3" OD tube for use as a channelizing device. Comes with 2 HIP reflective stripes. (available in 36" height only)
- ☐ **Tube Delineator** - 2.25" OD tube for use as a delineator. Comes with 3" x 12" HIP reflective decals.

### STEP 3 Choose a Height

Height: ☐ 36" ☐ 42" ☐ 48"

### STEP 4 Choose a Tube Color

Body Color: ☐ White ☐ Yellow ☐ Orange

### STEP 5 Choose HIP Reflective Color

#### Tube Delineators

Side 1: ☐ White ☐ Yellow

Side 2: ☐ NONE ☐ White ☐ Yellow

#### Tubular Markers

2 Bands: ☐ White

☐ Yellow

### In accordance with MUTCD Tubular Markers versus Tube Delineators

**Delineator:** a retroreflective device mounted on the roadway surface or at the side of the roadway in a series to indicate the alignment of the roadway, especially at night or in adverse weather.

**Tubular Markers** may be effectively used for emphasis of pavement marking patterns including • opposing lane dividers of traffic • dividing traffic when two or more lanes are kept open in the same direction • channelizing traffic in exit only applications • urban turn restrictions • indicating changes of alignment in the roadway • delineating edge of pavement drop off where space limitations do not allow the use of larger systems.

- ◆ Shall be made of a material that can be struck without causing vehicle damage.
- ◆ Day and low speed roadways (40 MPH or less). Requirements: 18" minimum height with at least (1) one 3" retro-reflective stripe.
- ◆ Night and high speed roadways (45 MPH or higher) Requirements: 28" minimum height with (2) two retro-reflective stripes that are between 2" - 3" wide.
- ◆ Channelizer Stripes shall begin 2" from the top and have 2" - 6" between stripes
- ◆ Marker Tube Diameter shall be a minimum of 2" with 2" - 3" outside diameters being the most common.
- ◆ Tubular Markers shall have permanently affixed bases or have weighted portable bases.
- ◆ Lane separators shall be crashworthy.
- ◆ In TTC work zones, Tubular Markers should only be used where space restrictions do not allow more visible devices.

#### Helpful Hint:

- ◆ White Reflective Sheetting separates same direction traffic flow or supplements right edge white lines.
- ◆ Yellow Reflective Sheetting separates opposite direction traffic flow or supplements left edge yellow lines.

# Tubular Markers & Tube Delineators




Patented reactive spring system allows markers to withstand multiple impacts. The premium level of durability translates into an extended life cycle, decreased product maintenance costs, and reduced labor/personnel service demands.

**IMPACT recovery SYSTEMS™**



## PART 2: Easy Order Checklist - Mounting Bases



## PART 1: Easy Order Checklist - Premium Tops

Follow the steps below to **build your own multi-purpose premium tubular marker or tube delineator** to suit your specific needs.

### STEP 1 Choose a Tube Style

- ☐ **Tubular Marker** - 2.375" OD tube for use as a channelizing device. Short squeezed top keeps out weather and debris. Comes with 2 bands of HIP reflective stripes.
- ☐ **Tube Delineator** - 2.375" OD tube is flattened into a long squeezed top for use as a delineator. Comes with 1 or 2, 3" x 12" HIP reflective decals.

*NOTE: The 2.375" Multi-Purpose Post is most commonly used with 3" and 4" Tuff Post also available.*

### STEP 2 Choose a Height

**Height:** ☐ 36" ☐ 48"

### STEP 3 Choose a Tube Color

**Body Color:** ☐ White ☐ Yellow ☐ Orange

### STEP 4 Choose a Reflective Color

#### Tube Delineators

**Side 1:** ☐ White ☐ Yellow ☐ Orange

**Side 2:** ☐ NONE ☐ White ☐ Yellow ☐ Orange

#### Tubular Markers

**2 Bands:** ☐ White ☐ Yellow

☐ Orange

### STEP 5 Choose a Mounting Style

**Mounting Style:** ☐ Fixed ☐ Quick Release ☐ Drivable



*Features Impact Recovery System's exclusive patented, anti-twist reactive spring system.*

#### Bases & Accessories for Quick Release Mounting Style

- ☐ **Quick Release Base** - Surface Mount  
**Body Color:** ☐ Black ☐ Yellow ☐ White
- ☐ **Portable One Base** - 100% Recycled Rubber
- ☐ **Anchor Kit** includes 4 lag screws (installs 1 base)  
*See Marker Adhesives on page 105 for alternate anchor systems.*
- ☐ **Quick Release Replacement Pin**
- ☐ **Quick Release Lane Separator** - 40" long  
**Curb Style:** ☐ Tuff Curb ☐ Tuff Curb XLP  
**Body Color:** ☐ White ☐ Yellow  
**Reflectors:** ☐ 2-Way Red/White ☐ 1 Way White  
☐ 2-Way White/White ☐ 2-Way Yellow/Yellow
- ☐ **Lane Separator Tuff Curb End Cap** - 18" long  
**Body Color:** ☐ White ☐ Yellow

#### Bases & Accessories for Fixed Mounting Style

- ☐ **Fixed Base** - Surface Mount **Body Color:** ☐ Black ☐ Yellow ☐ White
- ☐ **Anchor Kit** includes 4 lag screws (installs 1 base)  
*See Marker Adhesives on page 105 for alternate anchor systems.*
- ☐ **Fixed Lane Separator** - 40" long  
**Curb Style:** ☐ Tuff Curb ☐ Tuff Curb XLP  
**Body Color:** ☐ White ☐ Yellow  
**Reflectors:** ☐ 2-Way Red/White ☐ 1 Way White  
☐ 2-Way White/White ☐ 2-Way Yellow/Yellow
- ☐ **Lane Separator Tuff Curb End Cap** - 18" long  
**Body Color:** ☐ Yellow ☐ White

#### Bases for Drivable Mounting Style

- ☐ **Drivable Base** - Ground Mount

# Custom Products Corporation

P.O. Box 54091

Jackson, MS 39288-4091

www.cpcsigns.com



CATALOG #18 - 2025

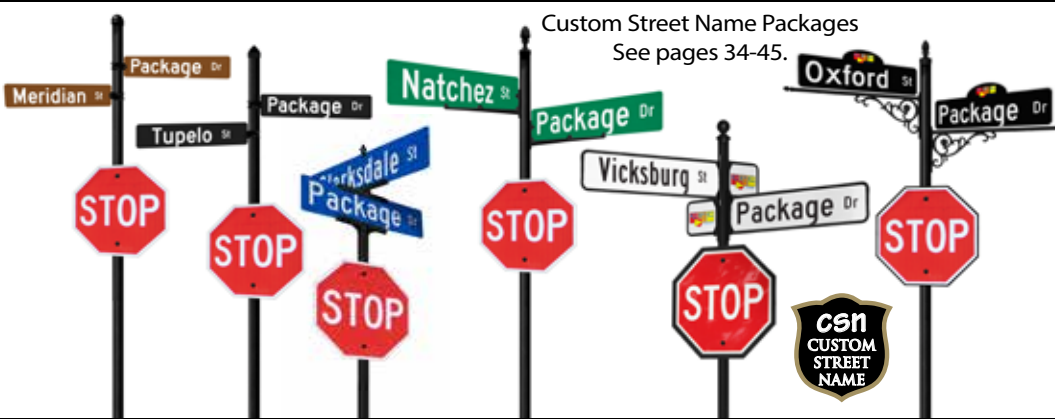
PRST STD  
U.S. Postage  
**PAID**  
Custom Products  
Corporation

## Leave an Impression with a Comprehensive Branding Program



CPC offers a robust line of products and services to help you develop and implement your own comprehensive branding program from your smallest and simplest to your largest and most complex sign.

See pages 30-31.



Custom Street Name Packages  
See pages 34-45.

## 2023 MUTCD 11th Edition

The 11th edition of the MUTCD was released in December of 2023. There is an ongoing release of sign drawings to the 2024 SHS (Standard Highway Signs Publication). To purchase the most up to date signs in the 2023 MUTCD, visit [www.cpcsigns.com](http://www.cpcsigns.com). CPC is continually updating our website as the FEDS release new drawings to the 2024 SHS!



U.S. Department of Transportation  
**Federal Highway Administration**

### Mail:

P.O. Box 54091  
Jackson, MS 39288-4091

### Shipping:

1120 Flowood Dr.  
Jackson, MS 39232

### EMAIL

[sales@cpcsigns.com](mailto:sales@cpcsigns.com)

find us on social media



CPCGo! - mobile app

### Sales:

1-800-367-1492 (Voice)  
1-601-932-5854 (Voice)  
1-800-206-3444 (Fax)  
1-601-932-7178 (Fax)

### WEBSITE

[www.cpcsigns.com](http://www.cpcsigns.com)

