

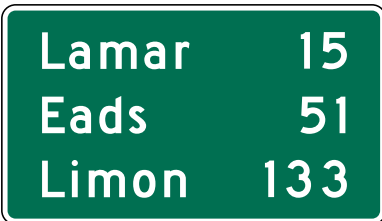


# MUTCD Guide Sign Fact Sheet - Page 1 of 2

SUBJECT	MUTCD STATEMENT
<b>1. Reflective Type</b>	SHALL = MANDATORY
1A. Shall be reflective and meet minimum retroreflectivity requirements. Type II copy on Type I background is the absolute minimum, but may be cost prohibitive to manufacture.	
<b>2A. Color Scheme</b>	SHALL = MANDATORY
	2A. Shall have a white message and border on a green background, except where otherwise provided for individual signs or groups of signs.
<b>2B1. Color Scheme - Blue Background</b>	SHALL = MANDATORY
	2B1. All General Service signs and supplemental sign panels shall have white letters, symbols, arrows and borders on a blue background.
<b>2B2. Color Scheme - Brown Background</b>	SHALL = MANDATORY
	2B2. Recreational and cultural interest area symbol guide signs shall be square or rectangular in shape and all have a white symbol or message and white border on a brown background.
<b>2C. Color Scheme - Destination Colors</b>	SHALL = MANDATORY
	2C. Different color sign backgrounds shall not be used to provide color coding of destinations. The color coding shall be accomplished by the use of different colored square or rectangular sign panels on the face of the guide signs.

SUBJECT	MUTCD STATEMENT
<b>3A. Design - Legend</b>	SHALL = MANDATORY
	3A. The design of upper--case letters, lower--case letters, numerals, route shields, and spacing shall be as provided in the "Standard Highway Signs and Markings" book.
<b>3B. Design - U/L Case</b>	SHALL = MANDATORY
	3B. The lettering for names of places, streets, and highways on conventional road guide signs shall be a combination of lower--case letters with initial upper--case letters. All other word legends shall be in upper--case letters.
<b>3C. Design - Letter Height</b>	SHALL = MANDATORY
3C. The principal legend on guide signs shall be in letters and numerals at least 6 inches in height for upper-- case and upper/lower--case letters. On low--volume roads with speeds of 25 mph or less, the principal legend shall be in letters at least 4 inches in height for all upper--case and upper/lower--case letters.	
<b>3D. Design: Lines of Copy</b>	SHOULD = RECOMMENDED
	3D. Guide signs should be limited to no more than three lines of destinations, which include place names, route numbers, street names, and cardinal directions.

Learn more at the following websites:






[mutcd.fhwa.dot.gov](http://mutcd.fhwa.dot.gov)




[cpcsigns.com](http://cpcsigns.com)



VOICE: 1-800-367-1492 • FAX: 1-800-206-3444  
[sales@cpcsigns.com](mailto:sales@cpcsigns.com) • [www.cpcsigns.com](http://www.cpcsigns.com)

JACKSON, MISSISSIPPI

SUBJECT	MUTCD STATEMENT
<b>4A. Arrows - Type</b> 	<p style="text-align: center; background-color: yellow;">MAY = OPTION</p> <p><b>4A.</b> The Type D directional arrow may be used on post-mounted guide signs on conventional roads with lower operating speeds if the height of the text on the sign is 8 inches or less.</p>
<b>4B. Arrows - Direction</b> 	<p style="text-align: center; background-color: orange;">SHOULD = RECOMMENDED</p> <p><b>4B.</b> A directional arrow for a straight-through movement should point upward. Except for a turn, the arrow should point horizontally or at an upward angle that approximates the sharpness of the turn.</p>
<b>4C. Arrows - Placement</b> 	<p style="text-align: center; background-color: red;">SHALL = MANDATORY</p> <p><b>4C.</b> An arrow pointing to the right shall be at the extreme right of the sign, and an arrow pointing left or up shall be at the extreme left.</p>
<b>4D. Arrows - Placement</b> 	<p style="text-align: center; background-color: yellow;">MAY = OPTION</p> <p><b>4D.</b> The directional arrow may be placed at the bottom portion of the sign, centered under the legend if the placement of the arrow to the side of the legend would create an unusually wide sign.</p>
<b>5A. Destination Signs - Design</b> 	<p style="text-align: center; background-color: red;">SHALL = MANDATORY</p> <p><b>5A.</b> The Destination sign (D1--1 through D1--3), if used, shall be a horizontal rectangle displaying the name of a city, town, village, or other traffic generator, and a directional arrow.</p>

SUBJECT	MUTCD STATEMENT
<b>5B. Destination Signs - Legend</b> 	<p style="text-align: center; background-color: yellow;">MAY = OPTION</p> <p><b>5B.</b> The distance to the place named may also be displayed on the Destination sign. If several destinations are to be displayed at a single point, the several names may be placed on a single sign with an arrow (and the distance, if desired) for each name. If more than one destination lies in the same direction, a single arrow may be used for such a group of destinations.</p>
<b>5C. Destination Signs - Line Spacing</b> 	<p style="text-align: center; background-color: orange;">SHOULD = RECOMMENDED</p> <p><b>5C.</b> Adequate separation should be made between any destinations or group of destinations in one direction and those in other directions by suitable design of the arrow, spacing of lines of legend, heavy lines entirely across the sign, or separate signs. Separation of destinations by direction by the use of a horizontal separator line can enhance the readability of a Destination sign.</p>
<b>6. Distance Numerals</b> 	<p style="text-align: center; background-color: red;">SHALL = MANDATORY</p> <p><b>6.</b> The distance numerals, if used, shall be placed to the right of the destination names. If more than one destination is displayed in the same direction, the name of a nearer destination shall be displayed above the name of a destination that is further away.</p>

