

1-800-367-1492 • [www.cpcsigns.com](http://www.cpcsigns.com)



## Commercial Parking Lot Supplies



## Private Parking



S1218R7413HA



S1218R7422HA



Go to [www.cpcsigns.com](http://www.cpcsigns.com) to find more Private Parking Signs.



S1812R7428HA



S1812R7427HA



Semi-Customizable Permissive Parking Signs on Page 28-29 and online @ [www.cpcsigns.com](http://www.cpcsigns.com)



## Permissive Parking



S1218R7326HA



S1218R7330HA



S1218R7341HA



## Disabled Parking



S1218R78HA



S1218R78VAHA



S1218R78DHA



S1218R7500HA



(North Carolina) JNCS1226R78HA



(New York) JNYS1218R78HA



(Texas) JTXS1224R78VAHA



(Florida) JFLS1218R75HA



(South Florida) JFLS1218R75SHA



S1218R7504HA



S1218R7502HA



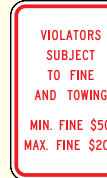
S1218R7502NHA



S1218R75HPOHA



(North Carolina) JNCS1209R75HA



(Pennsylvania) JPAS1218R78FHA



(Texas) JTXS1209R75HA



(Georgia) JGAS1218R75HA



(New Jersey) JNJS1012R78250HA



S1206R78PBHA



S1206R78PGHA



S1206R78FG250HA



S1206R78FG350HA



S1206R78FB250HA



S1212D96HA  
S1818D96HA



Find more Handicap/Disabled Parking Signs online @ [www.cpcsigns.com](http://www.cpcsigns.com)  
Your State Specific Signs Available Upon Request

## No Parking



Find more No Parking Signs @ [www.cpcsigns.com](http://www.cpcsigns.com)



S1218R83AHA  
S1824R83AHA



S1218R83ADHA



S1218R83ALHA



S1218R83ARHA



S1218R7200HA



S1218R76HA



S1218R76DHA



S1218R7100HA



S1218R71HA



S1206 R7201PAHA



S1218R71DHA



S1218R71LHA



S1218R71RHA



S1218R713HA



S1218R711HA



S1218R7232HA



S1218R712HA



S1218R712DHA



S1218R712LHA



S1206 R7201APHA



S1218R712RHA



S1218R7216HA



S1218R7217HA



S1218R7228HA



S1218R7221HA



S1218R7224HA



S1218R7225HA



S1218R7236HA



S1218R7235HA



S1212R83HA  
S2424R83HA



S1218R7215HA



S1218R7227HA



S1218R7213HA



S1218R7222HA



S1218R74MHA



S1218R7212HA



S1218R7230HA



S1218R7220HA



S1218R7229HA





Go to [www.cpcsigns.com](http://www.cpcsigns.com)  
to find many more Special  
Legends for Parking Signs.

## Special Legend Parking Signs

1,000s of Special Legend Parking Signs are available at [www.cpcsigns.com](http://www.cpcsigns.com) in your choice of 1 of 5 design styles shown below:



MUTCD Legend  
Permissive Style



RESERVED Horizontal  
Header Style



No Parking  
SYMBOL Style



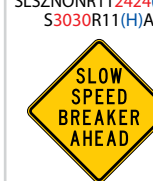
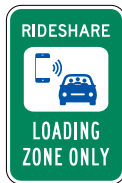

Tow Away Zone  
SYMBOL Style



Oxford  
Series Style



## Parking Lot Signs



### Standard Legends

SLSZNONR512424(H)A  
S3030R51(H)A

SLSZNONR112424(H)A  
S3030R11(H)A

S2424W405HA  
S3030W405HA

S1824W404A420HA

Go to [www.cpcsigns.com](http://www.cpcsigns.com) to find  
1,000s of many more Special  
Legend Signs  
for Parking Lots.

## Private Parking Signs

Go to [www.cpcsigns.com](http://www.cpcsigns.com) to find many more Special Legend Signs.



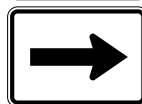
RPOGP4  
14" Cast Iron Base  
With 4" Pipe.  
Weighs 33 lbs.

RPOGP5WHEELKIT  
Optional Wheel Kit  
attaches to Cast  
Iron Pedestal Base  
to make the base  
portable and easy  
to transport.  
Includes Hardware

Cast Iron Pedestal Bases  
are drilled for mounting  
signs: 12"x18", 18"x24",  
& 24"x24"

More base and post  
options available.

DON'T FORGET the  
hardware to mount your  
sign to post, sold separately  
1 SET: RH6GPE01



Go to [www.cpcsigns.com](http://www.cpcsigns.com) to find  
all NEW customizable Universal  
Arrow & Word Plaques.  
Use the CPC Standard  
Color Chart to choose  
sign colors.

STANDARD  
COLOR CHART



Black Semi-Gloss Powder Painted items are available  
in 20 additional standard colors by custom ordering.



AREA UNDER  
PATROL

AHEAD

AREA UNDER  
SURVEILLANCE

\$XX FINE

# Universal Parking Signs

## Order Guidance for Semi-Custom Universal Parking Signs

Page 1 of 2

Permissive Parking

### 1 A. Legends



Find 190+ Permissive Parking Sign Legends @ [www.cpcsigns.com](http://www.cpcsigns.com)



### 2 A. Designs

Permissive Parking

☐ MUTCD Words Only



☐ MUTCD Symbol & Words



☐ Header Header & Words



☐ Architectural Header, Words & Symbol



Prohibitive Parking

### 1 B. Legends



Find 25+ Prohibitive Parking Sign Legends @ [www.cpcsigns.com](http://www.cpcsigns.com)



### 2 B. Designs

Prohibitive Parking

☐ MUTCD Words Only



☐ MUTCD Symbol & Words



☐ Header Header & Words



☐ Architectural Header, Words & Symbol



Disabled/Reserved Parking

### 1 C. Legends



Find 4 Disabled Parking Sign Legends @ [www.cpcsigns.com](http://www.cpcsigns.com)



Choose a Standard or Active Symbol

☐ Standard ADA Symbol

☐ Active Symbol

☐ Standard ADA Symbol

☐ Active Symbol

☐ Standard ADA Symbol

☐ Active Symbol

☐ Standard ADA Symbol

☐ Active Symbol

### 2 C. Designs

Disabled Parking

☐ MUTCD Symbol & Words



☐ MUTCD Symbol & Words



☐ Header Header & Words



☐ Architectural Header, Words & Symbol



### 3 Sign Sizes

☐ 12" x 18"

☐ 18" x 24"

☐ 12" x 18"

☐ 18" x 24"

☐ 12" x 18"

☐ 18" x 24"

☐ 12" x 24"



## Order Guidance for Semi-Custom Universal Parking Signs

Page 2 of 2

### 4 Reflective Type

- ☐ **3M** White High Intensity Prismatic

### 5 Substrate

- ☐ .080" Aluminum

### 6 Arrows (Examples of Universal Parking Designs Shown)

- ☐ No Arrows or Space  
☐ Left Arrow  
☐ Right Arrow  
☐ Double Arrow



### 7 Mounting Options

#### ☐ Post Mount

2 holes on 1" centers, located top and bottom, standard radius corners. NOTE: Hardware and u-bolt brackets, sold separately.

#### ☐ Wall Mount

Standard radius corners, with 3/16" screw holes in all (4) corners.

#### ☐ Architectural Standard radius corners without holes.

**VHB Tape** for a clean appearance without visible fasteners on the sign face.

#### ☐ No Tape

#### ☐ Center Mount

VHB tape mounted to the center of the sign back.

#### ☐ Perimeter Mount

VHB tape mounted to the perimeter of the sign back.

### 8 Sign Backer



**Black Laminate Vinyl** applied to the back of a sign provides a durable, cost effective yet classic feel for your ornamental system. Vinyl is not visible from the front side of the sign.

- ☐ No Backer ☐ 12" x 18" ☐ 12" x 24" ☐ 18" x 24"

NOTE: Aluminum Plates and Steel Sign Frames also available.

### 9 Colors

**Standard Colors** represent the MUTCD compliant and standard CPC option.

- ☐ **Permissive Parking:** Traffic Green & Black on White  
☐ **Prohibitive Parking:** Traffic Red & Black on White  
☐ **Disabled/ADA Parking:** Traffic Green, Blue & Black on White

#### ☐ Pick Your Own Colors

Match your school, business or town colors with the Custom Reflective Color Matching Program.

## CPC Standard Color Chart for Sign Colors



Utilize the 20 colors on the CPC Standard Color Chart to custom design your sign colors. Start by choosing a color for the Legend (Copy/Graphics/Border) and then select a color for the background. The option to add a gold pinstriping to a white border is available at no extra charge. Drop-down selections provide an easy ordering solution, during ordering online @ [www.cpcsigns.com](http://www.cpcsigns.com)

**NOTE: Request a color change of symbols or request Pantone Color Matching Service by calling customer service at 1-800-367-1492.**

Colors may vary in appearance from catalog, digital screen, substrates and light conditions.

Traffic Black PANTONE 3 C	Traffic Blue PANTONE 300 C	Traffic Green PANTONE 3536 C	Traffic Yellow PANTONE 7408 C	Traffic Red PANTONE 3546 C	Traffic Purple PANTONE 259 C	Traffic Orange PANTONE 3564 C	Traffic Brown PANTONE 477 C	Light Navy PANTONE 2965 C	Purple PANTONE 268 C
Olympic Blue PANTONE 299 C	Medium Gray PANTONE Cool Gray 8 C	Burgundy PANTONE 202 C	Maroon PANTONE 7428 C	Dark Brown PANTONE 476 C	Gold PANTONE 7407 C	Parchment PANTONE 3599 C	Camel PANTONE 473 C	Polo Green PANTONE 567 C	Forest Green PANTONE 336 C



**Easily Semi-Customize Permissive Parking Signs utilizing the Standard CPC color combinations which may be selected when ordering by calling 1-800-367-1492. A few examples of the many color matching options available in the color matching program shown below.**



# U-Channel Posts

U-CHANNEL SQUARE ROUND UNIVERSAL



Black Semi-Gloss Powder Painted items are available in 20 additional standard colors by custom ordering. Call for details.




**Quick Tip**  
Increase safety with time-tested HI-VIZ Conspicuity Yellow

NOTE: Posts taller than 8' must ship truck line.



**Ideal for Parking Lots**



## U-Channel Posts


- ◆ Most popular and widely used post system.
- ◆ Manufactured from high tensile steel using recycled railroad tracks.
- ◆ Green posts are typically used in rural areas.
- ◆ Galvanized posts are more popular for use in urban areas.
- ◆ Powder painted posts are used for a decorative look in cities, towns, businesses, parks and recreation areas.
- ◆ Semi-gloss black powder coat is available as standard option.
- ◆ Use compatible breakaway systems, brackets, bases, caps & finials to personalize and complete your system.

Substrate	Color	Length	Weight/Foot	ITEM CODE	Post Punch
 <p><b>Punched Galvanized Steel Post</b></p>	Silver	3.5FT	2LB	RPOCG0352*	<p>*Base posts for breakaway feature.</p> <p>Posts are punched full length with 3/8" holes on 1" centers.</p>
		6FT	1.12LB Delineator	RPOCG061	
		7FT	1.12LB Delineator	RPOCG071	
		6FT	2LB	RPOCG062	
		8FT	2LB	RPOCG082	
		9FT	2LB	RPOCG092	
		10FT	2LB	RPOCG102	
		12FT	2LB	RPOCG122	
		12FT	3LB	RPOCG123	
		14FT	3LB	RPOCG143	
Substrate	Color	Length		ITEM CODE	Post Punch
 <p><b>Punched Painted Steel Post</b></p>	Painted Green	3.5FT	2LB	RPOCP0352*	<p>*Base posts for breakaway feature.</p> <p>Posts are punched full length with 3/8" holes on 1" centers.</p>
		6FT	1.12LB Delineator	RPOCP061	
		6FT	2LB	RPOCP062	
		7FT	2LB	RPOCP072	
		8FT	2LB	RPOCP082	
		10FT	2LB	RPOCP102	
		12FT	2LB	RPOCP122	
Substrate	Color	Length		ITEM CODE	Post Punch
 <p><b>Punched Powder Painted Steel Post</b></p>	Silver	3.5FT	2LB	RPOCG0352*	<p>*Base posts for breakaway feature.</p> <p>Posts are punched full length with 3/8" holes on 1" centers.</p>
	Powder Painted Black	6FT	2LB	OPOZARPOCP062BK	
		8FT	2LB	OPOZARPOCP082BK	
		10FT	2LB	OPOZARPOCP102BK	
		12FT	2LB	OPOZARPOCP122BK	
		12FT	3LB	OPOZARPOCP123BK	

# U-Channel Post Anchors & Break-A-Way Systems



## ★ Safety Splice System



- ◆ Ingeniously simple design by Chicago Heights Steel.
- ◆ FHWA & AASHTO approved.
- ◆ Two special bolts & spacers join base post to top post.

Description	Couples Anchor to Post	ITEM CODE
Safety Splice System	<b>1 to 2½ lbs</b>	<b>RPOCZSAFETYSPLICE</b>
	<b>3 to 4 lbs</b>	<b>RPOCZSAFETYSPLICE3</b>



## Lap Splice System

- ◆ Economical breakaway system by Marion Steel.
- ◆ FHWA & AASHTO approved.
- ◆ Two special bolts & spacers join base post to top post.

Description	Couples Anchor to Post	Color	ITEM CODE
Lap Splice System Size: 3/8" x 3/4" x 5"	<b>2 to 2½ lbs</b>	<b>Silver</b>	<b>RPOCZLAPSPLICE</b>
Lap Splice System Size: 1/2" x 3/4" x 5"	<b>3 to 4 lbs</b>	<b>Gold</b>	<b>RPOCZLAPSPLICEG</b>



## ★ Snap'n Safe Surface Mount



- ◆ Made of cast gray iron, and withstands winds of 120 mph.
- ◆ EASY INSTALLATION: Simply drill (3) holes in concrete using the base as guide. Secure coupler to concrete with (3) bolts. Attach sign post with (2) bolts.
- ◆ Installation hardware included.

Description	Couples Anchor to Post	Color	ITEM CODE
Snap'n Safe Surface Mount for U-Channel Posts	<b>2 to 4 lbs</b>	<b>Silver</b>	<b>RPOCZSMUSNAPNSAFE</b>

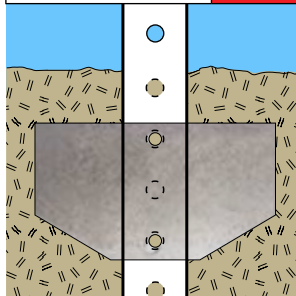


## ★ Snap'n Safe Coupler



- ◆ Made of cast gray iron, and withstands winds of 120 mph.
- ◆ EASY INSTALLATION: Simply insert Coupler in anchor and bottom of sign post and assemble with (4) bolts.
- ◆ Installation hardware included.

Description	Couples Anchor to Post	Color	ITEM CODE
Snap'n Safe Coupler for U-Channel Posts	<b>2 to 4 lbs</b>	<b>Silver</b>	<b>RPOCZSNAPNSAFE</b>



## ★ Anchor Plate

- ◆ Galvanized anchor plate keeps post firmly in place.

Description	Fits Post Size	ITEM CODE
Anchor Plate Size: 7" x 4" Weight: 0.5 lbs	<b>2 to 4 lbs</b>	<b>BA080APLATEUCH</b>

## ★ Anchor Screws



Description	Size	For Surface Types	Color	ITEM CODE
Surface Mount Anchor Screw	1/2" x 4"	<b>Concrete</b>	<b>Silver</b>	<b>RHSMSCA1240</b>
	3/8" x 2-1/2"			<b>RHSMSCA3825</b>
	3/8" x 4"	<b>Asphalt</b>		<b>RHSMSCA3840</b>



## ★ Surface Mount Breakaway Bases



Universal Stub for Round, U-Channel and Square Post

Description	Fits Post Type	Color	ITEM CODE
15" Diameter Surface Mount Breakaway Base	<b>up to 2# U-Channel</b>	<b>Silver</b>	<b>RPOGPBSB100</b>
Replacement Stub	<b>2-3/8" Round</b>		<b>RPOGPBSB100ZRS</b>
15" Diameter Surface Mount Breakaway Base	<b>1.75" to 2" Square</b>	<b>Powder Painted Black</b>	<b>OPOZEUGPBSB100BK</b>
Replacement Stub			<b>OPOZEUGPBSB100ZRSBK</b>



## ★ Sign Savers

Installing 3" x 3" Sign Savers between the sign and u-channel post or between sign and a chain link fence prevents bending of signs from over tightening.



Description	Fits Post Type	ITEM CODE
Sign Saver	<b>U-Channel</b>	<b>BA080SAVER</b>
Complete Hardware Packages include all Hardware and Sign Savers necessary to mount sign(s) to chain link fences.		<b>RH0112PSV01</b>
		1 sign to fence
		<b>RH0112PSV10</b>
		10 signs to fence



# U-Channel Post Brackets

U-CHANNEL SQUARE ROUND UNIVERSAL



## 5 1/2" 90°/180° Caps



- 5-1/2" slot includes hardware for (F) Flat up to .125" or (X) Extruded sign blades.

Standard aluminum brackets are designed for street name sign blades up to 6" tall; typically used in areas with speed limits of 25 MPH or under.



Description	Fits Post Type	Color	ITEM CODE
5-1/2" 90° Cap	U-Channel	Silver	RPB91U(F/X)-OL90 (50/BOX)
		Powder Painted Black	OSIZ1U90P91U(F/X)OLBK
5-1/2" 180° Cap	U-Channel	Silver	RPB91U(F/X)-NU180 (50/BOX)
		Powder Painted Black	OSIZ1U180P91U(F/X)NUBK



## Jumbo 90°/180° Caps



- 12" slot includes hardware for (F) Flat up to .125" or (X) Extruded sign blades.
- We recommend Jumbo Brackets for signs larger than 9" high x 30" long.



Description	Fits Post Type	Color	ITEM CODE
12" Jumbo 90° Cap	U-Channel	Silver	RPB412U(F/X)OL90 (30/BOX)
		Powder Painted Black	OSIZ1U90J412U(F/X)OLBK
12" Jumbo 180° Cap	U-Channel	Silver	RPB412U(F/X)NU180 (30/BOX)
		Powder Painted Black	OSIZ1U180J412U(F/X)NUBK



## 5 1/2" Crosspieces



- 5-1/2" slot includes hardware for (F) Flat up to .125" or (X) Extruded sign blades.

Use the aluminum crosspieces to stack signs at roadway intersections.

Description	For Post Type	Color	ITEM CODE
5-1/2" Crosspiece	Universal	Silver	RPB990(F/X) (50/BOX)
		Powder Painted Black	OSIZ1CRP990(F/X)BK



## Jumbo Crosspiece



- Use these aluminum crosspieces to stack signs at roadway intersections.
- 12" slot includes hardware for (F) Flat up to .125" or (X) Extruded sign blades.
- We recommend Jumbo Brackets for signs larger than 9" high x 30" long.

Description	For Post Type	Color	ITEM CODE
12" Jumbo Crosspiece	Universal	Silver	RPB412C(F/X) (10/BOX)
		Powder Painted Black	OSIZ1CRJ412C(F/X)BK



## 4" Cross Separators Adjustable 45° or 180°



- 4" slot includes hardware for (F) Flat up to .125" or (X) Extruded sign blades.

Use the aluminum cross separator to stack signs at roadway intersections.

Description	For Post Type	Color	ITEM CODE
Aluminum 45° or 180° Cross Separator	Universal	Silver	RPB457(F/X) (100/BOX)
		Powder Painted Black	OSIZ1CRP457(F/X)BK



## 3 3/8" Econo 180° Cap

- 3-3/8" slot includes hardware for Flat sign blades.
- Super Economy Aluminum Bracket for tight budgets or short-term projects.



Description	Fits Post Type	Color	ITEM CODE
Econo 180° Cap	U-Channel	Silver	RPBROKPRUF1 (100/BOX)



## 3 3/8" Econo Crosspiece

- 3-3/8" slot includes hardware for Flat sign blades.
- Use the aluminum econo crosspiece to stack signs at roadway intersections.



Description	Fits Post Type	Color	ITEM CODE
Econo Crosspiece	Universal	Silver	RPB390 (100/BOX)



## Decorative Sign Top Finial

Description	Fits Post Type	Color	ITEM CODE
Decorative Sign Top Finial	Universal	Silver	RPBM317(F/X)
		Powder Painted Black	OPOZF1317(F/X)BK



Black Semi-Gloss Powder Painted items are available in 20 additional standard colors by custom ordering. Call for details.  
 Custom Products Corporation • 1-800-367-1492 phone • 1-800-206-3444 fax • [www.cpcsigns.com](http://www.cpcsigns.com)



## Bracket Set Screws & Tools



- Secure street name sign to sign brackets.
- An Allen Wrench Tool required to install set screws.

Description	Color	ITEM CODE
5/16" Standard Set Screw (100/BOX)	Silver	RHBSK56
5/16" Center Pin Set Screw (100/BOX)		RHBPRP38
5/16" Stainless Steel Set Screw (100/BOX)		RHBSSK56
Stainless Steel Set Screw (single)	Black Zinc	OZHRHBSSK56BLACK
Stainless Steel Set Screw (3 pack)		OZHRHBSSK56BLACKPK
T-Style Allen Wrench Tool for Set Screws		RHBSSKT100
L-Style Allen Wrench Tool for Set Screws		RHBSSKF100



## Vandal Resistant Bolts & Tool



Description	ITEM CODE
Button Head Vandal Resistant Bolt 5/16" x 3/4" (100/Box)	RHBHP76
12 Point Vandal Resistant Bolt 5/16" x 1/2" (100/Box)	RHBVPA12
12 Point Tool for RHBVPA12	RHBVPA12T43

## Cherry-Mate Rivets & Rivet Gun



Cherry-Mate Rivets



Rivet Gun

Description	Fits Post Size	ITEM CODE
#18 Cherry-Mate Rivet	1.12 lbs	RHRBALM8BP18
#26 Cherry-Mate Rivet	2 lbs	RHRBALM8BP26
#30 Cherry-Mate Rivet	2½ lbs	RHRBALM8BP30
#34 Cherry-Mate Rivet	3 to 4 lbs	RHRBALM8BP34
Rivet Gun		RHRBALMGUN

**Quick Tip**



**Sheeting Protection Tip**

Protect your sign's prismatic sheeting with Nylon Washers to help maintain the manufacturer warranty.



RHW516NYLON  
5/16"  
Nylon Washer

## Semi-Custom Hardware Systems



## Pre-Packaged Hardware

Make aluminum sign installation easy by using one of our semi-customized hardware systems. Choose a bolt, nut and washer style in each system to create your own semi-custom packages. *Typically Sold in Boxes of 100*

Make aluminum sign installation easy by using one of our hardware packages. Each package is pre-sized to ensure adequate fit to the post.

Standard System 	Vandal Resistant System 	Tufnut Vandal Resistant System 	Special System Optional Washer & Nuts for Semi-Custom Systems	Econo Hexhead Packages 	Vandal Resistant Packages	Vandal Resistant Packages 
 <b>RHB51625H</b> 5/16" x 2-1/2" Zinc Hex Bolt	 <b>RHB51625OW</b> One-Way Tamper Bolt 5/16" x 2-1/2"	 <b>RHTB3</b> 5/16" x 3"	 <b>RHN516FLUTEDA</b> 5/16" Fluted Tamper Resistant Nut	 <b>RH0112E01</b> 1 sign to post <b>RH0112E10</b> 10 signs to posts	 <b>RH0112V01</b> 1 sign to post <b>RH0112V10</b> 10 signs to posts	 <b>RH0112PSV01</b> 1 sign to post <b>RH0112PSV10</b> 10 signs to posts
 <b>RHW516NYLON</b> 5/16" Nylon Washer	 <b>RHB51625C</b> 5/16" x 2-1/2" <b>RHB51630CAT</b> 5/16" x 3" Zinc Carriage Bolt	 <b>RHTB25</b> 5/16" x 2-1/2" Tuf Bolt	 <b>RHTN31</b> 5/16" Tufnut	 <b>RH023E01</b> 1 sign to post <b>RH023E10</b> 10 signs to posts	 <b>RH023V01</b> 1 sign to post <b>RH023V10</b> 10 signs to posts	 <b>RH023PSV01</b> 1 sign to post <b>RH023PSV10</b> 10 signs to posts
 <b>RHW516LOC</b> 5/16" Zinc Lock Washer	 <b>RHW516NYLON</b> 5/16" Nylon Washer	 <b>RHW516NYLON</b> 5/16" Nylon Washer	 <b>RHW516</b> 5/16" Zinc Washer	 <b>RH023V01</b> 1 sign to post <b>RH023V10</b> 10 signs to posts	 <b>RH023V01</b> 1 sign to post <b>RH023V10</b> 10 signs to posts	 <b>RH023PSV01</b> 1 sign to post <b>RH023PSV10</b> 10 signs to posts
 <b>RHN516</b> 5/16" Zinc Nut	 <b>RHN516VPA</b> - Econo 5/16" Breakaway Vandal Proof Nut <b>RHN516VPAPREMIUM</b> 5/16" Breakaway Vandal Proof Nut Made In The U.S.A.	 <b>RHTN31</b> 5/16" Tufnut	 <b>RHN516FLUTEDT2</b> Tool For Fluted Nut			

# Round Posts


U-CHANNEL SQUARE ROUND UNIVERSAL



Black Semi-Gloss Powder Painted items are available in 20 additional standard colors by custom ordering. Call for details.



**Quick Tip**  
Increase safety with time-tested HI-VIZ Conspicuity Yellow



- ◆ Round Posts are commonly used for a decorative look.
- ◆ 2-3/8" O.D. round posts are good for small sign installation projects.
- ◆ 3" O.D. and 4" O.D. round posts are ideal for larger projects.
- ◆ Available in steel or aluminum and smooth or fluted styles.
- ◆ Semi-gloss black powder coat is available as standard option.
- ◆ Use compatible breakaway systems, brackets, bases, caps & finials to personalize and complete your system.

**NOTE: POSTS TALLER THAN 8' MUST SHIP TRUCK LINE.**

Substrate	Size	Wall Thickness	Color	Length	ITEM CODE	Bracket Holes
	<b>2 3/8" O.D.</b>	16 Gauge (.065")	Silver	10' (120")	RPORG10	NONE
				12' (144")	RPORG12	
			Powder Painted Black	10' (120")	OPOZARPORG10BK	
				12' (144")	OPOZARPORG12BK	
Substrate	Size	Wall Thickness	Color	Length	ITEM CODE	Bracket Holes
	<b>3" O.D.</b>	14 Gauge (.0785")	Powder Painted Black	10' (120")	OPOR3S1014BK(XX)	(XX) No Holes (P0) or 8 Holes* = (P) (P2) (P3)
				12' (144")	OPOR3S1214BK(XX)	
				14' (168")	OPOR3S1414BK(XX)	
	Smooth Aluminum Post	.125"	Powder Painted Black	10' (120")	OPOR3AS10125BK(XX)	(XX) No Holes (P0) or 8 Holes* = (P) (P2) (P3)
				12' (144")	OPOR3AS12125BK(XX)	
				14' (168")	OPOR3AS14125BK(XX)	
Substrate	Size	Wall Thickness	Color	Length	ITEM CODE	Bracket Holes
	<b>3" O.D.</b>	.125"	Silver	10' (120")	XRORTALRF1253120	NONE
				12' (144")	XRORTALRF1253144	
				14' (168")	XRORTALRF1253168	
			Powder Painted Black	10' (120")	OPOR3AF10125BK(XX)	(XX) No Holes (P0) or 8 Holes* = (P) (P2) (P3)
				12' (144")	OPOR3AF12125BK(XX)	
				14' (168")	OPOR3AF14125BK(XX)	
Substrate	Size	Wall Thickness	Color	Length	ITEM CODE	Bracket Holes
	<b>4" O.D.</b>	11 Gauge (.125")	Powder Painted Black	10' (120")	OPOR4S1011BK(XX)	(XX) No Holes (P0) or 8 Holes* = (P) (P2) (P3)
				12' (144")	OPOR4S1211BK(XX)	
				14' (168")	OPOR4S1411BK(XX)	
	Smooth Aluminum Post	.125"	Powder Painted Black	10' (120")	OPOR4AS10125BK(XX)	(XX) No Holes (P0) or 8 Holes* = (P) (P2) (P3)
				12' (144")	OPOR4AS12125BK(XX)	
				14' (168")	OPOR4AS14125BK(XX)	
Substrate	Size	Wall Thickness	Color	Length	ITEM CODE	Bracket Holes
	<b>4" O.D.</b>	.125"	Powder Painted Black	10' (120")	OPOR4AF10125BK(XX)	(XX) No Holes (P0) or 8 Holes* = (P) (P2) (P3)
				12' (144")	OPOR4AF12125BK(XX)	
				14' (168")	OPOR4AF14125BK(XX)	

\*Call Customer Service for sign bracket pre-punched hole compatibility information.

Custom Products Corporation • 1-800-367-1492 phone • 1-800-206-3444 fax • [www.cpcsigns.com](http://www.cpcsigns.com)

©2023 Custom Products Corporation All Rights Reserved. PARKINGLOT-CAT16



# Round Post Anchors & Break-A-Way Systems

fits  
2 3/8" O.D.  
posts



## ★ Surface Mount Assembly

Anchor Screws,  
SOLD separately.

Description	Color	ITEM CODE
Surface Mount Assembly	Silver	RPORZSM238SB200
1/2" x 4" Anchor Screws - Concrete		RHSMSCA1240
3/8" x 2-1/2" Anchor Screws - Concrete		RHSMSCA3825
3/8" x 4" Anchor Screws - Asphalt		RHSMSCA3840
Surface Mount Assembly	Powder Painted Black	OPOR238SSMBK

fits  
2 3/8" O.D.  
posts



## ★ Snap'n Safe Coupler



- ◆ Made of cast gray iron, and withstands winds of 120 mph.
- ◆ EASY INSTALLATION: Simply insert Coupler in anchor and tighten with set screws.
- ◆ Installation hardware included.

Description	Color	ITEM CODE
Snap'n Safe Coupler fits 8 to 12 gauge steel 2-3/8" round posts	Silver	RPORZSNAPNSAFE238081
Snap'n Safe Coupler fits 13 to 16 gauge steel 2-3/8" round posts		RPORZSNAPNSAFE238131

## ★ Breakaway System V-Loc Anchor Kits



- ◆ Flush Mount helps prevent vehicle rollovers.
- ◆ Post breaks away when hit.
- ◆ Guaranteed Re-usability saves time and money.
- ◆ Stabilizer Bar & Bolt for anti-twist and turning.
- ◆ Yield and release method allocates time for post to pop up, allows drivers to drive thru.
- ◆ **NOTE: V-loc soil mounts do not require concrete.**



Ground Type	Fits Post Size	ITEM CODE
Existing Concrete	2 3/8" O.D.	RPORZVR123820R
Soft Soil		RPORZVR323R
Soil		RPORZVRB23VR2
Soil w/clean-out bar		RPORZVRB23VR2B
Asphalt	3" O.D.	RPORZVR23VR1A
New Concrete		RPORZVR1P330RNC
Soft Soil		RPORZVR330R
Existing Concrete		RPORZVR330RC

## ★ Surface Mount Welded Plate



Description	Fits Post Size	Color	For Post Substrate	ITEM CODE
Surface Mount Welded Base Plate	3" O.D.	Powder Painted Black	Aluminum	OPOR3ASMWBK
	4" O.D.		Steel	OPOR3SSMWBK
	3" O.D.		Aluminum	OPOR4ASMWBK
	4" O.D.		Steel	OPOR4SSMWBK

fits  
2 3/8" O.D.  
posts



## ★ POZ-LOC® Socket System

POZ-LOC® Socket System - a simple, cost effective way to install small signs without digging, concrete, threading, or nuts and bolts. Simple to use, a socket assembly includes a 27" socket and wedge. *Post Sold Separately.*

Description	Color	ITEM CODE
Assembly (includes Socket & Wedge)	Silver	RPORZPOZLOCWSW
Socket Only		RPORZPOZLOCZSOCKET
Wedge Only		RPORZPOZLOCZWEDGE

fits  
2 3/8" O.D.  
posts



## ★ Snap'n Safe Surface Mount

- ◆ Made of cast gray iron, and withstands winds of 120 mph.
- ◆ EASY INSTALLATION: Simply drill (3) holes in concrete using the base as guide. Secure coupler to concrete with (3) bolts. Attach sign post with (2) bolts.
- ◆ Installation hardware included.

Description	Color	ITEM CODE
Snap'n Safe Surface Mount fits 8 to 16 gauge steel 2-3/8" round posts	Silver	RPORZSM238SNAPNSAFE



## ★ Anchor Plate

Solve your round post anchoring problem with these anchor plates designed to keep post from turning and reducing the need for concrete.

Description	Fits Post Size	ITEM CODE
Anchor Plate Size: 7.75" x 6.0" Weight: 0.3 lbs	2 3/8" to 3" O.D.	BA080APLATE238
Self Tapping Metal Screw (2 Required)		RH141HEX
Driver for Screws		RH141HEXSETTER



## ★ Surface Mount Breakaway Bases



Universal Stub for Round, U-Channel and Square Post

Description	Fits Post Type	Color	ITEM CODE
15" Diameter Surface Mount Breakaway Base	up to 2# U-Channel	Silver	RPOGPBSB100
Replacement Stub	2-3/8" Round		RPOGPBSB100ZRS
15" Diameter Surface Mount Breakaway Base	1.75" to 2" Square	Powder Painted Black	OPOZEUGPBSB100BK
Replacement Stub			OPOZEUGPBSB100ZRSBK

# Round Post Brackets

U-CHANNEL SQUARE ROUND UNIVERSAL



## 5 1/2" Post Caps



- 5-1/2" slot includes hardware for (F) Flat up to .125" or (X) Extruded sign blades.
- Standard aluminum brackets are designed for street name sign blades up to 6" tall; typically used in areas with speed limits of 25 MPH or under.

Description	Fits Post Size	Color	ITEM CODE
5-1/2" Post Cap	2 3/8" O.D.	Silver	RPB922(F/X) (50/BOX)
		Powder Painted Black	OSIZ1R238P922(F/X)BK
	3" O.D. 2 7/8" O.D.	Silver	RPB993(F/X) (50/BOX)
		Powder Painted Black	OSIZ1R3P993(F/X)BK



## 5 1/2" Crosspieces



- 5-1/2" slot includes hardware for (F) Flat up to .125" or (X) Extruded sign blades.
- Use the aluminum crosspieces to stack signs at roadway intersections.

Description	For Post Type	Color	ITEM CODE
5-1/2" Crosspiece	Universal	Silver	RPB990(F/X) (50/BOX)
		Powder Painted Black	OSIZ1CRP990(F/X)BK



## 4" Cross Separators Adjustable 45° or 180°



- 4" slot includes hardware for (F) Flat up to .125" or (X) Extruded sign blades.
- Use the aluminum cross separator to stack signs at roadway intersections.

Description	For Post Type	Color	ITEM CODE
Aluminum 45° or 180° Cross Separator	Universal	Silver	RPB457(F/X) (100/BOX)
		Powder Painted Black	OSIZ1CRP457(F/X)BK



## 3 3/8" Econo Post Cap

- 3-3/8" slot includes hardware for Flat sign blades.
- Super Economy Aluminum Bracket for tight budgets or short-term projects.



Description	Fits Post Size	Color	ITEM CODE
Econo Post Cap	2 3/8" O.D.	Silver	RPBROKPRUF2 (50/BOX)



## 3 3/8" Econo Crosspiece

- 3-3/8" slot includes hardware for Flat sign blades.
- Use the aluminum econo crosspiece to stack signs at roadway intersections.



Description	Fits Post Type	Color	ITEM CODE
Econo Crosspiece	Universal	Silver	RPB390 (100/BOX)



## Jumbo Post Caps



- 12" slot includes hardware for (F) Flat up to .125" or (X) Extruded sign blades.
- We recommend Jumbo Brackets for signs larger than 9" high x 30" long.

Description	Fits Post Size	Color	ITEM CODE
12" Jumbo Post Cap	2 3/8" O.D.	Silver	RPB412R(F/X)238 (25/BOX)
		Powder Painted Black	OSIZ1R238J412R(F/X)BK
	3" O.D. 2 7/8" O.D.	Silver	RPB412R(F/X)3 (25/BOX)
		Powder Painted Black	OSIZ1R3J412R(F/X)BK



## Jumbo Crosspiece



- Use these aluminum crosspieces to stack signs at roadway intersections.
- 12" slot includes hardware for (F) Flat up to .125" or (X) Extruded sign blades.
- We recommend Jumbo Brackets for signs larger than 9" high x 30" long.

Description	For Post Type	Color	ITEM CODE
12" Jumbo Crosspiece	Universal	Silver	RPB412C(F/X) (10/BOX)
		Powder Painted Black	OSIZ1CRJ412C(F/X)BK



## Bracket Set Screws & Tools



- Secure street name sign to sign brackets.
- An Allen Wrench Tool required to install set screws.

Description	Color	ITEM CODE
5/16" Standard Set Screw (100/BOX)	Silver	RHBSK56
5/16" Center Pin Set Screw (100/BOX)		RHBPRP38
5/16" Stainless Steel Set Screw (100/BOX)		RHBSK56
Stainless Steel Set Screw (single)	Black Zinc	OZHRHBSSK56BLACK
Stainless Steel Set Screw (3 pack)		OZHRHBSSK56BLACKPK
T-Style Allen Wrench Tool for Set Screws		RHBSSKT100
L-Style Allen Wrench Tool for Set Screws		RHBSSKF100



## Vandal Resistant Bolts & Tool



Description	ITEM CODE
Button Head Vandal Resistant Bolt 5/16" x 3/4" (100/Box)	RHBHP76
12 Point Vandal Resistant Bolt 5/16" x 1/2" (100/Box)	RHBVPA12
12 Point Tool for RHBVPA12	RHBVPA12T43



## Sign Panel Brackets

## U-Bolt Clamps

- U-bolt clamps for mounting a traffic sign on a round post.

- Includes hardware.



Description	Fits Post Size	Color	ITEM CODE
U-Bolt Clamps (Set of 2)	2 3/8" O.D.	Silver	RPBZUBCLAMP238
		Powder Painted Black	OTSBRZ238UBCLAMPBK
	3" O.D.	Silver	RPBZUBCLAMP3
		Powder Painted Black	OTSBRZ3UBCLAMP3BK
	4" O.D.	Silver	RPBZUBCLAMP4
		Powder Painted Black	OTSBRZ4UBCLAMP4BK



## Back to Back Brackets

- Interlocking Bracket for mounting 2 signs to a round post.



Description	Fits Post Size	Color	ITEM CODE
Back to Back Bracket (Set of 2)	2 3/8" O.D.	Silver	RPBZBB832
		Powder Painted Black	OTSBRZ238PPBZBB832BK



## Single Brackets

- Interlocking Bracket for mounting 1 sign to a round post.



Description	Fits Post Size	Color	ITEM CODE
Single Brackets (Set of 2)	2 3/8" O.D.	Silver	RPBZ238



Black Semi-Gloss Powder Painted items are available in 20 additional standard colors by custom ordering. Call for details.

Custom Products Corporation • 1-800-367-1492 phone • 1-800-206-3444 fax • [www.cpcsigns.com](http://www.cpcsigns.com)

©2023 Custom Products Corporation All Rights Reserved. PARKINGLOT-CAT16




- (4) Sign Panel Brackets required to support larger signs mounted between two posts.
- (2) Sign Panel Brackets required to cantilever mount a sign to one post (also known as flag mount)
- Hardware Included:  
(2) 5/16" Set Screws

Description	Fits Post Size	Color	ITEM CODE
Aluminum Sign Panel Bracket	2 3/8" O.D.	Powder Painted Black	OSIZ5SPR2BK
	3" O.D.		OSIZ5SPR3BK
	4" O.D.		OSIZ5SPR4BK



## Bell Wing Brackets



- Aluminum Bell Wing Brackets designed for wall, concrete, wood or any post such as a signal or utility posts with 3/4" strapping, bolts or 5/16" lag screws or spikes.
- Sign attaches with 5/16" bolts. Hardware NOT Included.

Size	Description	Fits Post Type	Color	ITEM CODE
12"	Bell Wing Bracket (12" requires single strap)	SQUARE	Silver	RPBCTBW12 (50/BOX)
18"				RPBCTBW18 (50/BOX)
24"				RPBCTBW24 (25/BOX)
12"		ROUND	Powder Painted Black	OSIZ2UNPCTBW12BK
18"				OSIZ2UNPCTBW18BK
24"				OSIZ2UNPCTBW24BK



## #4 Wing Brackets



- The #4 Aluminum Wing Bracket is designed for wall or post mount of up to .125 gauge flat or extruded signs with 3/4" strapping or bolts, lag screws, or spikes in 2 - .4375 diameter holes.
- Includes hardware to attach sign to bracket.

Description	Fits Post Type	Color	ITEM CODE
#4 Wing Bracket Size: 4.5" tall x 2.5" wide	SQUARE	Silver	RPBCT4 (50/BOX)
		Powder Painted Black	OSIZ2UNPCT4BK



Quick Tip  
Increase safety with time-tested HI-VIZ Conspicuity Yellow



# Round Post Brackets

U-CHANNEL SQUARE ROUND UNIVERSAL



## Cantilever Wing Brackets

- Aluminum Cantilever Wing Brackets are designed for Flat up to .125" or Extruded sign blades.
- Strap or bolt to post, wall, concrete or wood.
- Includes hardware to attach sign to bracket.
- NOTE: For fastest service a "P0" post hole pattern can be ordered and field drilled hole pattern needed for wing brackets.



Description	Fits Post Type	Color	Size	ITEM CODE
Cantilever Wing Bracket	SQUARE	Silver	14.4"	RPBCT8 (10/BOX)
			24"	RPBCT800 (15/BOX)
			30"	RPBCT830 (10/BOX)
			36"	RPBCT836 (10/BOX)
	ROUND	Powder Painted Black	14.4"	OSIZ2UNCT8BK
			24"	OSIZ2UNCT800BK
			30"	OSIZ2UNCT830BK
			36"	OSIZ2UNCT836BK



## Hardware Sets

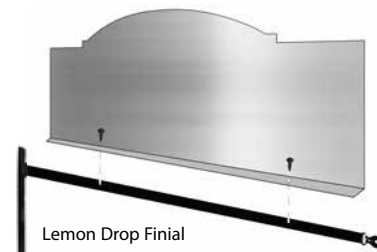
- Hardware sets for mounting sign arm brackets and trim brackets to posts.



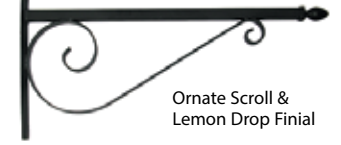
Description	Mounts Bracket Type	Fits Post Type	Color	ITEM CODE
Bracket Hardware Sets	2 Sign Arm Brackets to Post	3"	3"	OZHRH03
	2 Sign & 2 Logo Trim Brackets to Post	SMOOTH SQUARE	O.D. ROUND	OZHRH03L3
	2 Sign Arm Brackets to Post	4"	4"	OZHRH04
	2 Sign & 2 Logo Trim Brackets to Post	SMOOTH SQUARE	O.D. ROUND	OZHRH04L3



## Sign Arm Brackets



- Steel sign arm bracket is pre-punched with holes to match the hole pattern on a bent lip sign.
- Includes hardware to attach sign to bracket. Bits sold separately.
- NOTE: Sign arm brackets require a "P" post hole punch pattern.



Description	Fits Post Type		Color	Size	ITEM CODE
Bracket with Ornate Dogwood Lemon Drop Finial	3" & 4" SMOOTH SQUARE	3" & 4" O.D. ROUND	Powder Painted Black	30"	OSIZ4UNJDOGWDLDBK
				36"	OSIZ4UNCDOGWDLDBK
Bracket with Lemon Drop Finial				30"	OSIZ2UNSAJLDBK
				36"	OSIZ2UNSACLDBK
Bracket with Ornate Scroll Lemon Drop Finial				30"	OSIZ4UNJSCROLLDBK
				36"	OSIZ4UNCSCROLLDBK



## Bent Lip Hardware • Tools

- For mounting bent lip design street name signs to sign arm brackets.

Description	ITEM CODE
Black Torx Head Screw	OZHRH8TH140
Torx Head Screw Bit with Tamper Proof Center Pin	RHBTHB14
3.5" Torx Bit Extension	RHBTHB3



## Sign Trim Brackets

- Trim bracket designs for use with .080" aluminum street name signs.
- Post hole punch patterns: Use "P3" for 6" trims and "P" for 9" trims.



Description	Fits Post Type	Color	Fits Sign Size	ITEM CODE	
Sign Trim Bracket	3" & 4" SMOOTH SQUARE	3" & 4" O.D. ROUND	Powder Painted Black	6" x 36" with .75" corner radius	OSIZ3UNJTRIM36BK
				9" x 36" with 1.5" corner radius	OSIZ3UNCTRIM36BK
				9" x 42" with 1.5" corner radius	OSIZ3UNCTRIM42BK
Logo Trim Bracket				6" x 6"	OSIZ3UNJTRIMLOGOBK
				9" x 9"	OSIZ3UNCTRIMLOGOBK

# Round Post Bases, Caps & Finials



## Bracket Sign Top Adapter



- Aluminum adapters designed for use with larger posts and smaller caps for flexibility in designing your sign system.
- Includes hardware.

Description	Fits Post Size	Color	ITEM CODE
<b>ADAPTER23</b> Bracket Sign Top Adapter Adapts 3" Post to 2-3/8" Cap	3" O.D.	Silver	RPBMP0ADR2383
		Powder Painted Black	OSIZ1RADAPTER23BK
<b>ADAPTER34</b> Bracket Sign Top Adapter Adapts 4" Post to 3" Cap	4" O.D.	Powder Painted Black	OSIZ1RADAPTER34BK



## Post Bases

- Aluminum bases for use with round posts to provide a decorative, finished style.
- Includes hardware when required with base.



**ADD ON!** The Post Base Slipover Cover is a clever one piece design that fits the 9993, 9994, SB-33, and SB-34 bases! Covers the exposed hardware of a Surface Mount Welded Plate.

Description	Fits Post Size	Color	ITEM CODE
<b>8397</b> 8-1/2" Tall Base	3" O.D.	Powder Painted Black	OPOZBR38397ABK
<b>SB-23</b> 4" Tall Base			OPOZBR3SB23BK
<b>SB-93</b> 16" Tall Base			OPOZBR3SB93BK
<b>SB-33</b> 24" Tall Base			OPOZBR3SB33BK
<b>2PC3</b> 24" Tall Base			OPOZBR32PC3BK
<b>9993</b> 27" Tall Base			OPOZBR39993BK
<b>ZUN</b> Slipover Cover			OPOZBRZUNBK
Description	Fits Post Size	Color	ITEM CODE
<b>SB-24</b> 3.5" Tall Base	4" O.D.	Powder Painted Black	OPOZBR4SB24BK
<b>SB-94</b> 16" Tall Base			OPOZBR4SB94BK
<b>SB-64</b> 18" Tall Base			OPOZBR4SB64BK
<b>2PC4</b> 24" Tall Base			OPOZBR42PC4BK
<b>SB-34</b> 25" Tall Base			OPOZBR4SB34BK
<b>9994</b> 27" Tall Base			OPOZBR49994BK
<b>ZUN</b> Slipover Cover			OPOZBRZUNBK



## Decorative Sign Top Finial

Description	Fits Post Type	Color	ITEM CODE
Decorative Sign Top Finial	Universal	Silver	RPBM317(F/X)
		Powder Painted Black	OPOZF1317(F/X)BK



## Post Caps & Finials



- Aluminum caps & finials for use with round posts to keep the weather out and provide a decorative, finished style.
- Includes hardware.

Description	Fits Post Size	Color	ITEM CODE
<b>Deluxe Dome</b> Cap	2 3/8" O.D.	Silver	RPBRPCDD2
<b>Closure</b> Cap			RPBRPCLCAP238
<b>Dome</b> Cap			RPBRPCDC250
<b>Deluxe Dome</b> Cap		Powder Painted Black	OPOZFR238DD2BK
<b>Closure</b> Cap			OPOZFR238CPCLCAPBK
<b>Dome</b> Cap			OPOZFR238CPCDC250BK
Description	Fits Post Size	Color	ITEM CODE
<b>Deluxe Dome</b> Cap	3" O.D.	Silver	RPBRPCDD3
<b>Closure</b> Cap			RPBRPCLCAP3
<b>Deluxe Dome</b> Cap			OPOZFR3DD3BK
<b>Closure</b> Cap		Powder Painted Black	OPOZFR3CPCLCAP30BK
<b>Spear</b> Finial			OPOZFR39516MDBK
<b>Pineapple</b> Finial			OPOZFR3657MDBK
<b>Acorn FINA</b> Finial			OPOZFR3FINA3BK
<b>Ball FINR</b> Finial			OPOZFR3FINR3BK
<b>Ball FINB</b> Finial			OPOZFR3FINB3BK
Description	Fits Post Size	Color	ITEM CODE
<b>Deluxe Dome</b> Cap	4" O.D.	Silver	RPBRPCDD4
<b>Deluxe Dome</b> Cap			OPOZFR4DD4BK
<b>Spear</b> Finial			OPOZFR49516MDBK
<b>Pineapple</b> Finial		Powder Painted Black	OPOZFR4657MDBK
<b>Acorn FINA</b> Finial			OPOZFR4FINA4BK
<b>Ball FINB</b> Finial			OPOZFR4FINB4BK



Black Semi-Gloss Powder Painted items are available in 20 additional standard colors by custom ordering. Call for details.



Increase safety with time-tested HI-VIZ Conspicuity Yellow

Custom Products Corporation • 1-800-367-1492 phone • 1-800-206-3444 fax • [www.cpcsigns.com](http://www.cpcsigns.com)

©2023 Custom Products Corporation All Rights Reserved. PARKINGLOT-CAT16

COMMERCIAL PARKING LOT SUPPLIES

15

# Square Posts

U-CHANNEL SQUARE ROUND UNIVERSAL



Black Semi-Gloss Powder Painted items are available in 20 additional standard colors by custom ordering. Call for details.










**Quick Tip**

Increase safety with time-tested HI-VIZ Conspicuity Yellow

## ★ Square Posts

- ◆ Square Posts are versatile, 4-sided sign mounting, at any height.
- ◆ 1.75" and 2" square posts are good for parking lots and small projects. 3" and 4" square posts are ideal for larger projects.
- ◆ Available in steel or aluminum and smooth styles.
- ◆ Semi-gloss black powder coat is available as standard option.
- ◆ Use compatible breakaway systems, brackets, bases, caps & finials to personalize and complete your system.

**NOTE: POSTS TALLER THAN 8' MUST SHIP TRUCK LINE.**

Substrate	Size	Wall Thickness	Color	Length	ITEM CODE	Post Punch
	<b>1.75"</b>	14 Gauge	Silver	8' (96")	RPOSG0814175	Posts are punched full length with 7/16" holes on 1" centers.
				10' (120")	RPOSG1014175	
				12' (144")	RPOSG1214175	
			Powder Painted Black	8' (96")	OPOZARPOSG0814175	
				10' (120")	OPOZARPOSG1014175	
				12' (144")	OPOZARPOSG1214175	
Substrate	Size	Wall Thickness	Color	Length	ITEM CODE	Post Punch
	<b>2"</b>	14 Gauge	Silver	8' (96")	RPOSG08142	Posts are punched full length with 7/16" holes on 1" centers.
				10' (120")	RPOSG10142	
				12' (144")	RPOSG12142	
			Powder Painted Black	8' (96")	OPOZARPOSG08142	
				10' (120")	OPOZARPOSG10142	
				12' (144")	OPOZARPOSG12142	
Substrate	Size	Wall Thickness	Color	Length	ITEM CODE	Bracket Holes
	<b>2"</b>	16 Gauge	Powder Painted Black	10' (120")	OPOS2S1016BKP0	NONE
				12' (144")	OPOS2S1216BKP0	
Substrate	Size	Wall Thickness	Color	Length	ITEM CODE	Bracket Holes
	<b>3"</b>	14 Gauge	Powder Painted Black	10' (120")	OPOS3S1014BK(XX)	(XX) No Holes (P0) or 8 Holes* = (P) (P2) (P3)
				12' (144")	OPOS3S1214BK(XX)	
				14' (168")	OPOS3S1414BK(XX)	
	<b>3"</b>	.125"	Powder Painted Black	10' (120")	OPOS3A10125BK(XX)	(XX) No Holes (P0) or 8 Holes* = (P) (P2) (P3)
				12' (144")	OPOS3A12125BK(XX)	
				14' (168")	OPOS3A14125BK(XX)	
Substrate	Size	Wall Thickness	Color	Length	ITEM CODE	Bracket Holes
	<b>4"</b>	11 Gauge	Powder Painted Black	10' (120")	OPOS4S1011BK(XX)	(XX) No Holes (P0) or 8 Holes* = (P) (P2) (P3)
				12' (144")	OPOS4S1211BK(XX)	
				14' (168")	OPOS4S1411BK(XX)	
	<b>4"</b>	.125"	Powder Painted Black	10' (120")	OPOS4A10125BK(XX)	(XX) No Holes (P0) or 8 Holes* = (P) (P2) (P3)
				12' (144")	OPOS4A12125BK(XX)	
				14' (168")	OPOS4A14125BK(XX)	

Custom Products Corporation • 1-800-367-1492 • Call Customer Service for sign bracket pre-punched hole compatibility information. [www.cpcsigns.com](http://www.cpcsigns.com)

©2023 Custom Products Corporation All Rights Reserved. PARKINGLOT-CAT16



# Square Post Anchors & Break-A-Way Systems

## Base Post / Sleeves / Short Post



Corner bolt to mount top post to base post, up to 2.5"



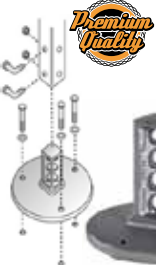
Description	Substrate	Wall Thickness	Size	Color	Length	ITEM CODE	
<b>Breakaway Anchor Installation</b>  A POZ-LOC® Performance Post anchor can be driven into the ground first, allowing crews to work at ground level for quicker, cost-effective installations or replacement of damaged sign posts.	<b>Punched Galvanized Steel Post</b>	14 Gauge	1.75"	Silver	5' (60")	RSPB3ZBUZTU60	
					6' (72")	RPOSG0614175	
		12 Gauge	2"		3' (36")	RPOSG03122	
					2.5' (30")	RPOSG025122	
					3.5' (42")	RPOSG035122	
					2.25"	3' (36")	RPOSG0312225
					2.50"	1.5' (18")	RPOSG0151225



## Omni Anchor

- Slide the Omni Anchor Sleeve over your long square sign post and the 36" anchor shown in the chart (at right) to make a MASH compliant Sign Support.
- The system is ideal when signs are subject to being struck from traffic in both directions, such as intersections on divided highways.
- The Omni Sleeve Anchor fits over a 2.25" Telespar anchor to give exceptional anchoring and stability.
- Four 4" x 12" x 10 gauge wings are welded to a 12 gauge perforated anchor and then galvanized.

Description	Fits Over Post Size	Wall Thickness	Color	ITEM CODE
18" Omni Anchor	2.25"	12 Gauge	Silver	RPOSZEOMNI025



## Snap'n Safe Surface Mount

- Made of cast gray iron, and withstands 120 mph winds.
- EASY INSTALLATION: Simply drill (3) holes in concrete using the base as guide. Secure coupler to concrete with (3) bolts. Attach sign post with (2) corner bolts.
- Installation hardware included.

Description	Fits Post Size	Color	ITEM CODE
Snap'n Safe Surface Mount fits square posts	1.75"	Silver	RPOSZSM175SNAPNSAFE
	2"		RPOSZSM20SNAPNSAFE
	2.25"		RPOSZSM225SNAPNSAFE
	2.5"		RPOSZSM25SNAPNSAFE

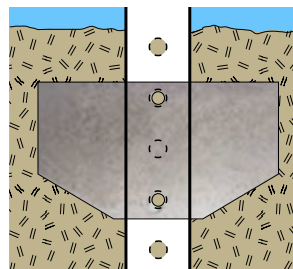
## Barrier or Surface Mount Assembly

### Anchor Screws



Description	Fits Post Size	Color	ITEM CODE	
Barrier Mount	2.5" to 1.75"	Silver	RPOSZCBM175250G	
Surface Mount			RPOSZSMBASESQ17525	
Description	Size	For Surface Types	Color	ITEM CODE
Surface Mount Anchor Screw	1/2" x 4"	Concrete	Silver	RHSMSCA1240
	3/8" x 2-1/2"			RHSMSCA3825
	3/8" x 4"	Asphalt		RHSMSCA3840

Description	Size	Color	Length	ITEM CODE
14 Gauge Punched Galvanized Steel Post	2"	Silver	8' (96")	RPOSG08142
			10' (120")	RPOSG10142
			12' (144")	RPOSG12142
12 Gauge Punched Galvanized Steel Post Anchor	2.25"		3' (36")	RPOSG0312225



## Anchor Plate

- Galvanized anchor plate keeps square post firmly in place.
- Anchor Plate Size: 7" x 4"
- Weight: 0.5 lbs

Fits Post Size	ITEM CODE
1.75" to 3"	BA080APLATEUCH



## Snap'n Safe Coupler

- Made of cast gray iron, withstands 120 mph winds.
- EASY INSTALLATION: Simply insert Coupler in anchor and bottom of sign post and assemble with (4) corner bolts.
- Installation hardware included.
- Device couples square anchor with square post.

Description	Couples Anchor to Post	Color	ITEM CODE
Snap'n Safe Coupler for square posts	2" to 1.75"	Silver	RPOSZSNAPNSAFE175
	2.25" to 2"		RPOSZSNAPNSAFE2
	2.5" to 2.25"		RPOSZSNAPNSAFE225
	3" to 2.5"		RPOSZSNAPNSAFE25



## Surface Mount Breakaway Bases



Universal Stub for Round, U-Channel and Square Post

Description	Fits Post Type	Color	ITEM CODE
15" Diameter Base	up to 2# U-Channel	Silver	RPOGPBSB100
Replacement Stub			RPOGPBSB100ZRS
15" Diameter Base	2-3/8" Round	Powder Painted Black	OPOZEUGPBSB100BK
Replacement Stub	1.75" to 2" Square		OPOZEUGPBSB100ZRSBK

# Square Post Brackets

U-CHANNEL SQUARE ROUND UNIVERSAL



## 5 1/2" Post Caps



- 5-1/2" slot includes hardware for (F) Flat up to .125" or (X) Extruded sign blades.
- Standard aluminum brackets are designed for street name sign blades up to 6" tall; typically used in areas with speed limits of 25 MPH or under.

Description	Fits Post Size	Color	ITEM CODE
5-1/2" Post Cap	1.75"	Silver	RPB134SQ(F/X) (50/BOX)
		Powder Painted Black	OSIZ1S175P97(F/X)BK
	2"	Silver	RPB975SQ(F/X) (50/BOX)
		Powder Painted Black	OSIZ1S2P97(F/X)BK



## 4" x 4" Wood Post Cap



- 6" slot includes hardware for (F) Flat up to .125" or (X) Extruded sign blades.
- Standard aluminum brackets are designed to be used on a 4" x 4" wood post for street name sign blades up to 6" tall; typically used in areas with speed limits of 25 MPH or under. Also, can be mounted to the side of post for wing mounting signs.

Description	Fits Post Size	Color	ITEM CODE
6" Post Cap	4" x 4" Wood	Silver	RPB8276(F/X)
		Powder Painted Black	OSIZ1WDP8276(F/X)BK



## 5 1/2" Crosspieces



- 5-1/2" slot includes hardware for (F) Flat up to .125" or (X) Extruded sign blades.
- Use the aluminum crosspieces to stack signs at roadway intersections.

Description	For Post Type	Color	ITEM CODE
5-1/2" Crosspiece	Universal	Silver	RPB990(F/X) (50/BOX)
		Powder Painted Black	OSIZ1CRP990(F/X)BK



## 4" Cross Separators Adjustable 45° or 180°



- 4" slot includes hardware for (F) Flat up to .125" or (X) Extruded sign blades.
- Use the aluminum cross separator to stack signs at roadway intersections.

Description	For Post Type	Color	ITEM CODE
Aluminum 45° or 180° Cross Separator	Universal	Silver	RPB457(F/X) (100/BOX)
		Powder Painted Black	OSIZ1CRP457(F/X)BK



## Jumbo Post Caps



- 12" slot includes hardware for (F) Flat up to .125" or (X) Extruded sign blades.
- We recommend Jumbo Brackets for signs larger than 9" high x 30" long.

Description	Fits Post Size	Color	ITEM CODE
12" Jumbo Post Cap	1.75"	Silver	RPB412SQ(F/X)134 (30/BOX)
		Powder Painted Black	OSIZ1S175J412SQ(F/X)BK
	2"	Silver	RPB412SQ(F/X)2 (30/BOX)
		Powder Painted Black	OSIZ1S2J412SQ(F/X)BK



## Jumbo Crosspiece



- Use these aluminum crosspieces to stack signs at roadway intersections.
- 12" slot includes hardware for (F) Flat up to .125" or (X) Extruded sign blades.
- We recommend Jumbo Brackets for signs larger than 9" high x 30" long.

Description	For Post Type	Color	ITEM CODE
12" Jumbo Crosspiece	Universal	Silver	RPB412C(F/X) (10/BOX)
		Powder Painted Black	OSIZ1CRJ412C(F/X)BK



## Bracket Set Screws & Tools



- Secure street name sign to sign brackets.
- An Allen Wrench Tool required to install set screws.

Description	Color	ITEM CODE
5/16" Standard Set Screw (100/BOX)	Silver	RHBSK56
5/16" Center Pin Set Screw (100/BOX)		RHBPRP38
5/16" Stainless Steel Set Screw (100/BOX)		RHBSSK56
Stainless Steel Set Screw (single)	Black Zinc	OZHRHBSSK56BLACK
Stainless Steel Set Screw (3 pack)		OZHRHBSSK56BLACKPK
T-Style Allen Wrench Tool for Set Screws		RHBSSKT100
L-Style Allen Wrench Tool for Set Screws		RHBSSKF100



## Vandal Resistant Bolts & Tool



Description	ITEM CODE
Button Head Vandal Resistant Bolt 5/16" x 3/4" (100/Box)	RHBHP76
12 Point Vandal Resistant Bolt 5/16" x 1/2" (100/Box)	RHBVPA12
12 Point Tool for RHBVPA12	RHBVPA12T43



## Sign Panel Brackets

- ◆ Sign Panel Brackets for mounting sign to square post(s).
- ◆ Mount a smaller sign on 1 post or a large sign between 2 posts.
- ◆ **Hardware Included:** (2) 5/16" Set Screws



Description	Fits Post Size	Color	ITEM CODE
Aluminum Sign Panel Bracket	2"	Powder Painted Black	OSIZ5SPS2BK
	3"		OSIZ5SPS3BK
	4"		OSIZ5SPS4BK



## U-Bolt Clamps



SCAN QR codes with Smart Phone camera to view product videos.



- ◆ U-bolt clamps for mounting a traffic sign on a square post.
- ◆ Includes hardware.

Description	Fits Post Size	Color	ITEM CODE
U-Bolt Clamps Slotted (Set of 2)	2"	Silver	RPBSUBCLAMP2
		Powder Painted Black	OTSBZS2UBCLAMPBK
	3"	Silver	RPBSUBCLAMP3
		Powder Painted Black	OTSBZS3UBCLAMPBK
	4"	Silver	RPBSUBCLAMP4
		Powder Painted Black	OTSBZS4UBCLAMPBK



## Bell Wing Brackets

- ◆ Aluminum Bell Wing Brackets designed for wall, concrete, wood or any post such a signal or utility posts with 3/4" strapping, bolts or 5/16" lag screws or spikes.
- ◆ Sign attaches with 5/16" bolts. Hardware NOT Included.



Description	Fits Post Type	Color	Size	ITEM CODE
Bell Wing Bracket (12" requires single strap)	SQUARE	Silver	12"	RPBCTBW12 (50/BOX)
			18"	RPBCTBW18 (50/BOX)
			24"	RPBCTBW24 (25/BOX)
	ROUND	Powder Painted Black	12"	OSIZ2UNPCTBW12BK
			18"	OSIZ2UNPCTBW18BK
			24"	OSIZ2UNPCTBW24BK



## #4 Wing Brackets



- ◆ The #4 Aluminum Wing Bracket is designed for wall or post mount of up to .125 gauge flat or extruded signs with 3/4" strapping or bolts, lag screws, or spikes in 2 - .4375 diameter holes.
- ◆ Includes hardware to attach sign to bracket.

Description	Fits Post Type	Color	ITEM CODE
#4 Wing Bracket Size: 4.5" tall x 2.5" wide	SQUARE	Silver	RPBCT4 (50/BOX)
		Powder Painted Black	OSIZ2UNPCT4BK

## Cherry-Mate Rivets & Rivet Gun



Cherry-Mate Rivets



Rivet Gun



Description	Fits Post Size	ITEM CODE
#26 Cherry-Mate Rivet	1.5"	RHRBALM8BP26
#30 Cherry-Mate Rivet	1.75"	RHRBALM8BP30
PVC Spacer: 1/2" x 1-1/2" for #30 Rivet		RHRBPVCSP150
#34 Cherry-Mate Rivet	2"	RHRBALM8BP34
PVC Spacer: 1/2" x 1-3/4" for #34 Rivet		RHRBPVCSP175
Rivet Gun		RHRBALMGUN



Black Semi-Gloss Powder Painted items are available in 20 additional standard colors by custom ordering. Call for details.



Quick Tip  
Increase safety with time-tested HI-VIZ Conspicuity Yellow

Custom Products Corporation • 1-800-367-1492 phone • 1-800-206-3444 fax • [www.cpcsigns.com](http://www.cpcsigns.com)

©2023 Custom Products Corporation All Rights Reserved. PARKINGLOT-CAT16



# Square Post Brackets

U-CHANNEL SQUARE ROUND UNIVERSAL



## Cantilever Wing Brackets

- Aluminum Cantilever Wing Brackets are designed for Flat up to .125" or Extruded sign blades.
- Strap or bolt to post, wall, concrete or wood.
- Includes hardware to attach sign to bracket.
- NOTE: For fastest service a "P0" post hole pattern can be ordered and field drilled hole pattern needed for wing brackets.



Description	Fits Post Type	Color	Size	ITEM CODE
Cantilever Wing Bracket	SQUARE	Silver	14.4"	RPBCT8 (10/BOX)
			24"	RPBCT800 (15/BOX)
			30"	RPBCT830 (10/BOX)
			36"	RPBCT836 (10/BOX)
	ROUND	Powder Painted Black	14.4"	OSIZ2UNCT8BK
			24"	OSIZ2UNCT800BK
			30"	OSIZ2UNCT830BK
			36"	OSIZ2UNCT836BK



## Hardware Sets

- Hardware sets for mounting sign arm brackets and trim brackets to posts.



Description	Mounts Bracket Type	Fits Post Type	Color	ITEM CODE
Bracket Hardware Sets	2 Sign Arm Brackets to Post	3" SMOOTH SQUARE	3" O.D. ROUND	Black Chromate Dipped OZHRH03
	2 Sign & 2 Logo Trim Brackets to Post	3" SMOOTH SQUARE	3" O.D. ROUND	Black Chromate Dipped OZHRH03L3
	2 Sign Arm Brackets to Post	4" SMOOTH SQUARE	4" O.D. ROUND	Silver OZHRH04
	2 Sign & 2 Logo Trim Brackets to Post	4" SMOOTH SQUARE	4" O.D. ROUND	Silver OZHRH04L3



## Sign Arm Brackets



- Steel sign arm bracket is pre-punched with holes to match the hole pattern on a bent lip sign.
- Includes hardware to attach sign to bracket. Bits sold separately.
- NOTE: Sign arm brackets require a "P" post hole punch pattern.

Description	Fits Post Type		Color	Size	ITEM CODE
Bracket with Ornate Dogwood Lemon Drop Finial	3" & 4" SMOOTH SQUARE	3" & 4" O.D. ROUND	Powder Painted Black	30"	OSIZ4UNJDOGWDLDBK
				36"	OSIZ4UNCDOGWDLDBK
Bracket with Lemon Drop Finial				30"	OSIZ2UNSAJLDBK
				36"	OSIZ2UNSACLDBK
Bracket with Ornate Scroll Lemon Drop Finial				30"	OSIZ4UNJSCROLLDBK
				36"	OSIZ4UNCSCROLLDBK



## Bent Lip Hardware • Tools

- For mounting bent lip design street name signs to sign arm brackets.

Description	ITEM CODE
Black Torx Head Screw	OZHRHBTH140
Torx Head Screw Bit with Tamper Proof Center Pin	RHBTHB14
3.5" Torx Bit Extension	RHBTHB3



## Sign Trim Brackets

- Trim bracket designs for use with .080" aluminum street name signs.
- Post hole punch patterns: Use "P3" for 6" trims and "P" for 9" trims.



Description	Fits Post Type		Color	Fits Sign Size	ITEM CODE
Sign Trim Bracket	3" & 4" SMOOTH SQUARE	3" & 4" O.D. ROUND	Powder Painted Black	6" x 36" with .75" corner radius	OSIZ3UNJTRIM36BK
				9" x 36" with 1.5" corner radius	OSIZ3UNCTRIM36BK
				9" x 42" with 1.5" corner radius	OSIZ3UNCTRIM42BK
Logo Trim Bracket				6" x 6"	OSIZ3UNJTRIMLOGOBK
				9" x 9"	OSIZ3UNCTRIMLOGOBK

# Square Post Bases, Caps & Finials



## Post Bases

- Aluminum bases for use with square posts to provide a decorative, finished style.
- The 2PCQ4 base is designed to clamp around the post. The 3SBQ and 4SBQ bases are designed to slip over the post.



Description	Fits Post Size	Color	ITEM CODE
<b>3SBQ Base</b> 3" Tall x 8" Wide	3"	Powder Painted Black	OPOZBS3SBQ13BK
Description	Fits Post Size	Color	ITEM CODE
<b>4SBQ Base</b> 3.5" Tall x 9" Wide	4"	Powder Painted Black	OPOZBS4SBQ14BK
<b>2PCQ4 20" Tall Base</b>		Powder Painted Black	OPOZBS42PCQ4BK



## Decorative Sign Top Finial

Description	Fits Post Type	Color	ITEM CODE
Decorative Sign Top Finial	Universal	Silver	RPBM317(F/X)
		Powder Painted Black	OPOZF1317(F/X)BK



## Post Caps & Finials

- Aluminum caps & finials for use with square posts to keep the weather out and provide a decorative, finished style.

Includes hardware.



Description	Fits Post Size	Color	ITEM CODE
Pyramid Cap	1.75"	Silver	RPBSP175PCAP
		Powder Painted Black	OPOZFS175CPPCAPBK
Description	Fits Post Size	Color	ITEM CODE
Pyramid Cap	2"	Silver	RPBSP2PCAP
Deluxe Pyramid Slip over Cap		Powder Painted Black	OPOZFS2CPPCAPBK
		Silver	OPOZFS2DP2BK
Deluxe Pyramid Slip over Cap		Silver	RPBSDP2
Description	Fits Post Size	Color	ITEM CODE
Deluxe Pyramid Slip over Cap	3"	Silver	RPBSDP3
FINQC Cap		Powder Painted Black	OPOZFS3DP3BK
FINQE End Cap			OPOZFS3FINQC3BK
FINQE End Cap			OPOZFS3FINQE3BK
Description	Fits Post Size	Color	ITEM CODE
Deluxe Pyramid Slip over Cap	4"	Silver	RPBSDP4
FINQC Cap		Powder Painted Black	OPOZFS4DP4BK
FINQE End Cap			OPOZFS4FINQC4BK
FINQ-P4 Spear Cap			OPOZFS4FINQE4BK
FINQ-B4 Ball Cap			OPOZFS4FINQP4BK
FINQ-B4 Ball Cap			OPOZFS4FINQB4BK



### Flush/Tapered Head

RHRDRIVES38P140W - Steel  
RHRDRIVEA38P140W(XX) - Aluminum (XX) Colors to Match Sheeting Available

- Grip Range of .140" to .330"
- Fits 3/8" Hole Diameter
- Shank: 5/8" Length
- .093" Nylon Washer included
- Head: Flush/Tapered 1" diameter
- Drive Rivet is designed specifically for the sign to square post application and 12 GA or 14 GA post to single 12 GA anchor



### Universal Head

RHRDRIVES38P140N - Steel (NO Washer)  
RHRDRIVEAS38P140W - Aluminum w/Steel Pin (.093" Nylon Washer included)



- Grip Range of .140" - .330"
- Fits 3/8" hole diameter
- Head: 7/8" diameter



### Economy Universal Head

RHRDRIVEA38E125NS - Aluminum  
RHRDRIVEA38E125W(XX) - Painted Colors Aluminum



- Grip Range of .125" to .250"
- Fits 3/8" Hole Diameter
- Shank: 5/8" Length
- .093" Nylon Washer included
- Head: Universal 3/4" Diameter
- Drive Rivet is designed specifically for the sign to square post application and 12 GA or 14 GA post to single 12 GA anchor

### Flush/Tapered Head Long Shank

RHRDRIVEA38P140WL - Aluminum



- All the same features as the premium flush/tapered drive rivets with a longer shank than any other drive rivet.
- Long Shank: 3/4" Length
- .093" Nylon Washer included
- Most popular and well liked by customers



Black Semi-Gloss Powder Painted items are available in 20 additional standard colors by custom ordering. Call for details.



Increase safety with time-tested HI-VIZ Conspicuity Yellow

Custom Products Corporation • 1-800-367-1492 phone • 1-800-206-3444 fax • [www.cpcsigns.com](http://www.cpcsigns.com)

©2023 Custom Products Corporation All Rights Reserved. PARKINGLOT-CAT16



# Manual Drive Caps & Post Drivers

U-CHANNEL  SQUARE  ROUND  UNIVERSAL 



**RPEDMHDH8**  
One Man Post Driver  
Heavy Duty  
60.25" Long | 43.7 Lbs.  
4.125" I.D.



**RPEDCHRP100**  
Steel Drive Cap for  
2-3/8" Round Posts  
Weight: 3 Lbs



**RPEDCH30100**  
Steel Drive Cap for  
2 lb. U-Channel  
Weight: 4.5 Lbs



**RPEDCH17BIGBOYDRIVE**  
Big Boy Drive Cap  
for 3 to 4 lb. U-Channel  
Weight: 18 Lbs



**RPEDCHDRCAP2145Q**  
Drive Cap for 2.25" & 2.5"  
Square Post  
**RPEDCHDRCAP2005Q**  
Drive Cap for 2" Square Post

# Manual Post Pullers



**RPEPL3**  
PL-3 Hydraulic  
Post Puller Jack



**RPEUJACK**  
U-Jack  
U-Channel & Square  
Post Puller  
(Detachable  
puller NOT required)  
**RPEUJACKPIN**  
Replacement Pin  
for U-Jack




**RPEPH7**  
Jack Base and  
Heavy Duty  
Handle  
(Puller Not  
Included)



**RPEPH4A**  
Detachable Puller  
Use with RPEPH7

SCAN QR code  
with Smart  
Phone camera  
to view product  
videos.



## Accessories for PL-3 and MP-3

**RPEPMP3Z220422**  
(A) Chain Assembly  
for MP-3

**RPEPPL3HP070416**  
Replacement Handle  
for PL-3

**RPEPPL3Z071040**  
(B) Detachable Post Grabber  
for PL-3/MP-3

**RPEPPL3Z071041**  
Detachable Panel  
Post Grabber  
for PL-3/MP-3

**RPEPPL3Z071042**  
Detachable Tent  
Stake Grabber  
for PL-3/MP-3



Rhino® Jack  
**RPEPMP3**  
(includes jack  
and handle  
only)

Rhino® Jack  
**RPEPMP3AG**  
(includes jack,  
handle with  
chain and  
post grabber)

# Pneumatic (Air) Post Driver



## PD-55 Medium-Duty Post Driver

Item Code: **RPEDPD55**

Air Consumption: 42 CFM @ 90psi  
(1.19m3/min @ 6.21Bar)

Weight: Approx. 54.6 lbs. (24.8kg)

*Find all the Chucks, Adapters, Drive Caps  
and Pullers @ [www.cpcsigns.com](http://www.cpcsigns.com)*



- ◆ Easily operated by one man and is the perfect choice for driving all types of steel posts!
- ◆ Drivers are fast, safe, portable, and will increase productivity while reducing costs!
- ◆ For nearly forty years, the legendary PD-55 and its predecessor the PD-50 have been the productivity leaders in post driving.
- ◆ At just 54 pounds, the brutally tough PD-55 is capable of handling your toughest applications quickly and efficiently.
- ◆ The PD-55 is ideally suited for driving t-posts, ground rod, tent stakes, grape stakes, delineator posts, form pins and fence posts up to 3-3/4".

## Accessories for the PD-55 Medium-Duty Post Driver

<b>RPEDPD55ZFRL</b>	Filter Regulator Lubricator
<b>RPEDPD55ZFRLC</b>	Carrier for Filter Regulator Lubricator
<b>RPEDPD55ZHA100</b>	Air Hose Assembly with 100' of 3/4" Diameter Hose
<b>RPEDPD55ZHA25</b>	Air Hose Assembly with 25' of 3/4" Diameter Hose

## Accessories for the PD-55 Medium-Duty Post Driver

<b>RPEDPD55ZHAXX</b>	Air Hose Assembly with Custom Length of 3/4" Diameter Hose
<b>RPEDPD55ZHQC</b>	Air Hose Quick Coupler
<b>RPEDPD55ZHQCSC</b>	Quick Coupler Safety Clips
<b>RPEDPD55ZHW059</b>	Air Hose Whip 5' 9"
<b>RPEDPD55ZHW152</b>	Air Hose Whip 15' 2"
<b>RPEDPD55ZTPORTCART</b>	Transport Cart Only





JackJaw® Extractors make an easy task of pulling stakes and posts driven in soil. JackJaws can not be used for removing post embedded in concrete - soil installations only. With a couple pumps of the handle, stakes and posts break loose. The jaw and lever mechanism allow you to pull stakes and posts straight up out of the ground without bending them, preserving the posts and stakes for hundreds of repeated uses.



## JackJaw® 500 Series Super Puller 28:1 mechanical advantage



**RPEPJACKJJ0500** (u-channels)  
**RPEPJACKJJ0504** (2 to 2-1/2" square)  
**RPEPJACKJJ0505** (2-1/4" to 3" round)  
**RPEPJACKJJ0510** (1-1/4" to 2" square)  
**RPEPJACKJJ0511** (3-1/4" to 3-1/2" square)  
**RPEPJACKJJ0515** (1-3/4" to 2-1/4" square)  
**RPEPJACKJJ0550** (1/2" to 3-1/2" wood)

## JackJaw® 300 Series 16:1 mechanical advantage

**RPEPJACKJJ0300** (u-channel)  
**RPEPJACKJJ0304** (2 to 2-1/2" square)  
**RPEPJACKJJ0305** (2-1/4" to 3" round)  
**RPEPJACKJJ0310** (1-1/4" to 2" square)  
**RPEPJACKJJ0311** (3-1/4" to 3 1/2" square)  
**RPEPJACKJJ0315** (1 3/4" to 2 1/4" square)  
**RPEPJACKJJ0350** (1/2" to 3-1/2" wood)

## JackJaw® 400 Series with Folding Handle 16:1 mechanical advantage

**RPEPJACKJJ0400** (u-channels/gas probe)  
**RPEPJACKJJ0404** (2" to 2 1/2" square)  
**RPEPJACKJJ0405** (2.25" to 3" O.D. round)

## JackJaw® 300 Conversion Kits

**RPEPJACKJJZKSC300** convert to u-channel posts  
**RPEPJACKJJZKSC304** convert to 2"-2.5" square posts  
**RPEPJACKJJZKSC305** convert to 2.25"-3" round posts  
**RPEPJACKJJZKSC310** convert to 1.25"-2" square posts

## JackJaw® 500 Conversion Kits

**RPEPJACKJJZKSC500** convert to u-channel posts  
**RPEPJACKJJZKSC504** convert to 2"-2.5" square posts  
**RPEPJACKJJZKSC505** convert to 2.25"-3" round posts

## JackJaw® Parts & Accessories



**Replacement Jaws**  
**RPEPJACKJJZKJCA0006**  
(includes hardware)  
for JackJaw®  
300, 400 or 500 Series



**Comfort Grip**  
**RPEPJACKJJZAC0001**  
for JackJaw® Handles



**Link Arm Kit**  
**RPEPJACKJJZKLI0300PR**  
to upgrade single blade to clevis  
for JackJaw® 300 & 500 Series

## Heavy Nylon Carry Bags

**RPEPJACKJJZPA0008**  
for JackJaw® 400 Series  
**RPEPJACKJJZPA0009**  
for JackJaw® 300 & 500 Series

# Hydraulic Post Driver

## HPD 60 Medium-Duty Post Driver

Item Code: **RPEDYHPD60378**

Oil flow, gpm: 8

Working psi: 1750 | Max. return psi: 220

Blow frequency, bpm: 1380 | Blow energy, lb/ft: 70

Vibration level (3 axis) m/s<sup>2</sup>: <9.6

Weight: Approx. 60.5 lbs. | Length (w/o Chuck): 26"

*Find all the Chucks, Adapters, Drive Caps and Pullers @ [www.cpcsigns.com](http://www.cpcsigns.com)*



RPEDYZHPP14



RPEDYZHPP18V

Rhino Hydraulic Flex Power Packs are superior to other brands due to the cooling system that allows the hydraulic pressure to remain stronger than the competition once it gets hot.



- ◆ The Rhino® HPD 60 is a high-performance hydraulic post driver is perfect for fencing, road signs, farm, ranch, forestry, vineyards, guardrail, anchors, tent stakes – essentially any driving job. Capable of driving nearly any post profile, this driver is a hydraulic powerhouse! For taller applications utilize the remote valve.
- ◆ Unlike other hydraulic drivers the RHINO® HPD 60 is nearly maintenance free. Continuous component lubrication keeps maintenance at a minimum and extends tool life.
- ◆ The RHINO® HPD 60 can be used with the HPP 18V Power Pack as well as other hydraulic power systems such as utility truck or mini excavator with the use of Rhino's flow control devices.

## Power Packs & Accessories for use with HPD-60 Medium-Duty Post Driver

<b>RPEDYZHPP14</b>	HPP 14 Hydraulic Flex Power Pack
<b>RPEDYZHPP18V</b>	HPP 18V Hydraulic Flex Power Pack
<b>RPEDYZHPP0FD</b>	Hydraulic Oil Flow Divider allows tool to be powered with other sources such as a skid steer or mini excavator. (Includes 12" Hose Whip)
<b>RPEDYZHERV</b>	Hydraulic Remote Valve (Includes 6" Hose Whip and 6" Hose)
<b>RPEDYZHEH20</b>	Hydraulic Extension Hose 20 ft
<b>RPEDYZHEH33</b>	Hydraulic Extension Hose 30 ft

## Gas Post Drivers

If you are looking for the power you need for tough jobs combined with the flexibility of being able to drive almost anything, look no further. The multitude of configurations that Rhino's Chuck-Lok™ system allows you to quickly change between is incredibly impressive.



### GPD-45 Multi Pro

Item Code: **RPEDNGPD45**  
Comes with 1", 1-3/4", and 2" Chuck-Lok™ Adapters



- ◆ The 2-1/2" chuck is perfect for Round Posts up to 2-3/8".
- ◆ Includes 2", 1-3/4", and 1" chuck adapters for driving T-Posts & ground rods.
- ◆ Ergonomically Balanced, cushion grip handles frame the GPD-45, providing increased maneuverability and usability.
- ◆ Comes with Rhino's CIS vibration dampening handles.
- ◆ Handle-mounted stop switch.
- ◆ Ergonomically designed handle with an integrated throttle.
- ◆ Prime bulb, for easy starting.
- ◆ Legendary reliability: Honda GX35 4-stroke industrial engine. This tool has passed the stringent Honda US Certification process.
- ◆ Steel skid plate protects the engine and provides rugged durability.



### GPD-45 Multi Pro XA

Item Code: **RPEDNGPD45XA**  
Comes with 1", 1-3/4", and 2" Chuck-Lok™ Adapters

Item Code: **RPEDNGPD45XAU**  
Comes with U-Channel Chuck

- ◆ This driver is best suited to primarily driving U-Channel.
- ◆ The XA model was designed at the request of sign installers, municipalities, and rental houses.
- ◆ The XA model is the Multi Pro with the extended anvil and longer Chuck-Lok already installed.
- ◆ This makes it truly a 4 bolt change to switch to channel posts, square tubes, and back to rounds.
- ◆ The XA weighs in only 7lbs heavier than the standard Multi Pro and is primarily designed for higher productivity and U-channel sign installers.

### 2-1/2" Master Chuck-Lok™ for use with all GPD -45 Post Driver Models

RPEDGPDZCH25AMC	2-1/2" Master Chuck-Lok™ w/Locking Nut
-----------------	--

### Post Drive Chuck Adapters for use with the 2-1/2" Master Chuck-Lok™

RPEDZCH25A1	1" ID Chuck-Lok™ Adapter for posts 0" to 7/8" Best suited for driving electrical ground rod.
RPEDZCH25A175	1-3/4" ID Chuck-Lok™ Adapter for posts 1-1/8" to 1-5/8"
RPEDZCH25A2	2" ID Chuck-Lok™ Adapter for posts 1-3/8" to 1-7/8"
RPEDZCH25ATS	Tent Stake Chuck-Lok™ Adapter Ideally suited for the rigors of tent stake installation.

### Gas Post Driver Lubricant

RPEDNGPD45ZPDL	Gas Operated Post Driver Lubricant - 12 Pack
----------------	--



### Multi-Pro Municipality Post Drive Kit

RPEDGPD45DRIVEKIT	<b>Multi-Pro Municipality Drive Kit</b> includes: <ul style="list-style-type: none"> <li>• Short Chuck Tube (RPEDZCH25ASB)</li> <li>• 1-3/4" Square Anchor Drive Cap for 1-1/2" ID Posts (RPEDZCH25ASBD175)</li> <li>• 2" Square Anchor Drive Cap for 1-3/4" ID Posts (RPEDZCH25ASBD2)</li> <li>• 2-1/4" Square Post Anchor Drive Cap for 2" ID Posts (RPEDZCH25ASBD225)</li> <li>• 2-1/2" Square Post Anchor Drive Cap for 2-1/4" ID Posts (RPEDZCH25ASBD25)</li> <li>• U-Channel Post Slotted Chuck (RPEDZCH25ASC)</li> <li>• U-Channel Post Anvil (RPEDZCH25AEA)</li> </ul>
-------------------	--



### Multi-Pro U-Channel Post Drive Kit

RPEDZCH25ACK	<b>U-Channel Post Drive Kit</b> includes: <ul style="list-style-type: none"> <li>• Slotted Chuck Adapter (RPEDZCH25ASC)</li> <li>• Extended Anvil Chuck Adapter (RPEDZCH25AEA)</li> </ul>
--------------	---



### Multi-Pro Square Post Drive Kits

RPEDZCH25STDK175	<b>Multi-Pro 1-3/4" Square Tube Drive Kit</b> includes: <ul style="list-style-type: none"> <li>• Short Chuck Tube • 1-3/4" Square Anchor Drive Cap for 1-3/4" ID Post</li> </ul>
RPEDZCH25STDK2	<b>Multi-Pro 2" Square Tube Drive Kit</b> includes: <ul style="list-style-type: none"> <li>• Short Chuck Tube • 2" Square Anchor Drive Cap for 2" ID Post</li> </ul>
RPEDZCH25STDK225	<b>Multi-Pro 2-1/4" Square Tube Drive Kit</b> includes: <ul style="list-style-type: none"> <li>• Short Chuck Tube • 2-1/4" Square Anchor Drive Cap for 2-1/4" ID Post</li> </ul>
RPEDGPD45STDK25	<b>Multi-Pro 2-1/2" Square Tube Drive Kit</b> includes: <ul style="list-style-type: none"> <li>• Short Chuck Tube • 2-1/2" Square Anchor Drive Cap for 2-1/4" ID Post</li> </ul>





14.4" Cantilever Wing Brackets Requires a "custom" post hole punch




## Cantilever Wing Brackets

- Aluminum Cantilever Wing Brackets are designed for Flat up to .125" or Extruded sign blades.
- Strap or bolt to post, wall, concrete or wood.
- Includes hardware to attach sign to bracket.
- NOTE: For fastest service a "P0" post hole pattern can be ordered and field drilled hole pattern needed for wing brackets.



24" Cantilever Wing Brackets Requires a "P2" post hole punch



36" Cantilever Wing Brackets Requires a "P3" post hole punch

Strap or Bolt to Post or Wall

30" Cantilever Wing Brackets Requires a "P3" post hole punch

Description	Fits Post Type	Color	Size	ITEM CODE
Cantilever Wing Bracket	SQUARE	SILVER	14.4"	RPBCT8 (10/BOX)
			24"	RPBCT800 (15/BOX)
			30"	RPBCT830 (10/BOX)
			36"	RPBCT836 (10/BOX)
	ROUND	POWDER PAINTED BLACK	14.4"	OSIZ2UNCT8BK
			24"	OSIZ2UNCT800BK
			30"	OSIZ2UNCT830BK
			36"	OSIZ2UNCT836BK



## #4 Wing Brackets



- The #4 Aluminum Wing Bracket is designed for wall or post mount of up to .125 gauge flat or extruded signs with 3/4" strapping or bolts, lag screws, or spikes in 2 - .4375 diameter holes.
- Includes hardware to attach sign to bracket.

Description	Fits Post Type	Color	ITEM CODE
#4 Wing Bracket Size: 4.5" tall x 2.5" wide	SQUARE	SILVER	RPBCT4 (50/BOX)
		POWDER PAINTED BLACK	OSIZ2UNPCT4BK



## Bell Wing Brackets

- Aluminum Bell Wing Brackets designed for wall, concrete, wood or any post such a signal or utility posts with 3/4" strapping, bolts or 5/16" lag screws or spikes.
- Sign attaches with 5/16" bolts. Hardware NOT Included.



Description	Fits Post Type	Color	Size	ITEM CODE
Bell Wing Bracket (12" requires single strap)	SQUARE	SILVER	12"	RPBCTBW12 (50/BOX)
			18"	RPBCTBW18 (50/BOX)
			24"	RPBCTBW24 (25/BOX)
	ROUND	POWDER PAINTED BLACK	12"	OSIZ2UNPCTBW12BK
			18"	OSIZ2UNPCTBW18BK
			24"	OSIZ2UNPCTBW24BK



## Bracket Hardware & Tools



Description	Color	ITEM CODE
5/16" Standard Set Screw (100/BOX)	SILVER	RHBSK56
5/16" Center Pin Set Screw (100/BOX)		RHBPRP38
5/16" Stainless Steel Set Screw (100/BOX)		RHBSK56
Stainless Steel Set Screw (single)	BLACK ZINC	OZHRHBSSK56BLACK
Stainless Steel Set Screw (3 pack)		OZHRHBSSK56BLACKPK
T-Style Allen Wrench Tool for Set Screws		RHBSSKT100
L-Style Allen Wrench Tool for Set Screws		RHBSSKF100
5/16" x 18 x 3/4" Stainless Steel Bolt	SILVER	RHSSH516
5/16" Stainless Steel Nut		RHSSH8



## Snap Lock Assembly



- Ideal for use on square post as well as round posts, because the thin strap conforms to both the round and square post when tightened.

Description	Strap Size	Fits Post Size		Color	ITEM CODE
		SQUARE	ROUND		
Snap Lock Assembly	1/2" wide x 38" long	1 3/4" to 9"	1 3/4" to 12 1/2" OD	SILVER	RHSLA
	1/2" wide x 22" long	1 3/4" to 5"	1 3/4" to 7" OD		OZHRHSLA07BK
	1/2" wide x 31" long	1 3/4" to 7 1/4"	1 3/4" to 10" OD	BLACK	OZHRHSLA10BK
	1/2" wide x 38" long	1 3/4" to 9"	1 3/4" to 12 1/2" OD		OZHRHSLA1225BK



**Quick Tip**

Increase safety with time-tested HI-VIZ Conspicuity Yellow



Black Semi-Gloss Powder Painted items are available in 20 additional standard colors by custom ordering. Call for details.  
Custom Products Corporation • 1-800-367-1492 phone • 1-800-206-3444 fax • [www.cpcsigns.com](http://www.cpcsigns.com)



# Build Your Own Strapping, Brackets and Hardware Package



Follow the steps below to build your own semi-custom package to attached one sign to a post.

## STEP 1 Strapping

Choose 1 option

- ☐ Snap Lock Assembly  
Skip Step 2, go to Step 3

- ☐ Stainless Steel Strapping with Buckle  
Skip Step 2, go to Step 3

- ☐ Stainless Steel Strapping  
Go to Step 2



Description	Strap Size	Fits Post Size		Color	ITEM CODE
		SQUARE	ROUND		
Snap Lock Assembly	1/2" x 38"	1 3/4" to 9"	1 3/4" to 12 1/2" OD	Silver	RHSLA
	1/2" x 22"	1 3/4" to 5"	1 3/4" to 7" OD	Black	OZHRHSLA07BK
	1/2" x 31"	1 3/4" to 7 1/4"	1 3/4" to 10" OD		OZHRHSLA10BK
	1/2" x 38"	1 3/4" to 9"	1 3/4" to 12 1/2" OD		OZHRHSLA1225BK

Description	Strap Size	Color	ITEM CODE
Stainless Steel Strapping with buckle	3/4" x .030" x 39"	Black	OZHRHSS3430BU3465BK
Stainless Steel Strapping	3/4" x .020" x 200'	Silver	RHSS3420
	3/4" x .025" x 100'		RHSS3425
	3/4" x .030" x 100'		RHSS3430
	1/2" x .030" x 100'	Black	OZHRHSS1230BK
	3/4" x .030" x 100'		OZHRHSS3430BK

## STEP 2 Buckle or Seal Bracket

Buckle or Seal Bracket not needed, if Snap Lock Assembly was picked in Step 1.

- ☐ Buckle ☐ Wing Seal



Description	Fits Strap Size	Color	ITEM CODE
Buckle	Fits .030" or thicker strapping	Silver	RHSSHB3465
	Fits 3/4" x .030" or thicker strapping	Black	OZHRHSSHB3465BK
	Fits 1/2" x .030" or thicker strapping		OZHRHSSHB1265BK
Wing Seal	Fits .025" or thinner strapping	Silver	RHSSHW506
	Fits 3/4" x .025" or thinner strapping	Black	OZHRHSSHW506BK
	Fits 1/2" x .025" or thinner strapping		OZHRHSSHW505BK

## STEP 3 Sign Bracket

(2) Sign Brackets needed to mount 1 sign to a post.

- ☐ Cantilever


- ☐ Minus 4 ☐ Plus 4



Description	Fits Post Size		Color	ITEM CODE
	SQUARE	ROUND		
Minus 4 Sign Bracket	1 3/4" to 9"	4" O.D. or less	Silver	RHSSBMINUS4
			Black	OZHRHSSBMINUS4BK
Plus 4 Sign Bracket	4" to 9"	over 4" O.D.	Silver	RHSSBPLUS4
			Black	OZHRHSSBPLUS4BK
Cantilever Sign Bracket			Silver	RHSSBC

## STEP 4 Hardware

- ☐ Bolt ☐ Nut



Description	Color	ITEM CODE
5/16" x 18 x 3/4" Stainless Steel Bolt Just the right length to fit the threaded PLUS 4 or Minus 4 Bracket	Silver	RHSSHB516
5/16" Stainless Steel Nut Only required for cantilever bracket		RHSSHN8

## Strapping Tools



Description	ITEM CODE
Strap Cutter	RHSSMODELCL1
Ratchet Type Strapping Tool	RHSSMODELPL1
Spinner Type Strapping Tool	RHSSMODELCL001

Special Stainless Steel Alloys  
Available for Saltwater Environments.  
Call for Details



SQUARE ROUND

# Stainless Steel Strapping Packages




## Snap Lock Assembly Packages

- ◆ Ideal for use on square post as well as round posts, because the thin strap conforms to both the round and square post when tightened.
- ◆ Screw type hose clamp style for sign mounting.
- ◆ Needs only a screwdriver to tighten.



Description	Fits Post Size		Color	ITEM CODE
	SQUARE	ROUND		
1 Sign Mount Package	1 3/4" to 9"	4" O.D. or less	Silver	RHSLAMINUSPKG
			Black	OZHRHSLAMINUSPKGK



Description	Fits Post Size		Color	ITEM CODE
	SQUARE	ROUND		
2 Sign Mount Packages for Back to Back Applications	1 3/4" to 9"	4" O.D. or less	Silver	RHSLAMINUSPK2
			Black	OZHRHSLAMINUSPK2BK



Description	Fits Post Size		Color	ITEM CODE
	SQUARE	ROUND		
1 Sign Mount Package	4" to 9"	over 4" O.D.	Silver	RHSLAPLUSPKG
			Black	OZHRHSLAPLUSPKGK



Description	Fits Post Size		Color	ITEM CODE
	SQUARE	ROUND		
2 Sign Mount Packages for Back to Back Applications	4" to 9"	over 4" O.D.	Silver	RHSLAPLUSPK2
			Black	OZHRHSLAPLUSPK2BK



Description	Fits Post Size		Color	ITEM CODE
	SQUARE	ROUND		
1 Sign Mount Package	3" to 9"	2 to 12 1/4" O.D.	Silver	RHSLACANTILEVERPKG




Description	Fits Post Size		Color	ITEM CODE
	SQUARE	ROUND		
2 Sign Mount Packages for Back to Back Applications	3" to 9"	2 to 12 1/4" O.D.	Silver	RHSLACANTILEVERPK2



## Buckle Bracket Packages

Description	Fits Post Size	Color	ITEM CODE
1 Sign Mount Package	4-12" O.D.	Silver	RHSBB7
		Black	OZHRHSBB7BK



Black Semi-Gloss Powder Painted items are available in 20 additional standard colors by custom ordering. Call for details.



Quick Tip  
Increase safety with time-tested HI-VIZ Conspicuity Yellow

Custom Products Corporation • 1-800-367-1492 phone • 1-800-206-3444 fax • [www.cpcsigns.com](http://www.cpcsigns.com)

©2023 Custom Products Corporation All Rights Reserved. PARKINGLOT-CAT16

COMMERCIAL PARKING LOT SUPPLIES

27

# Brackets for Overhead Span Wire Mounting

SCAN QR codes with Smart Phone camera to view product videos.

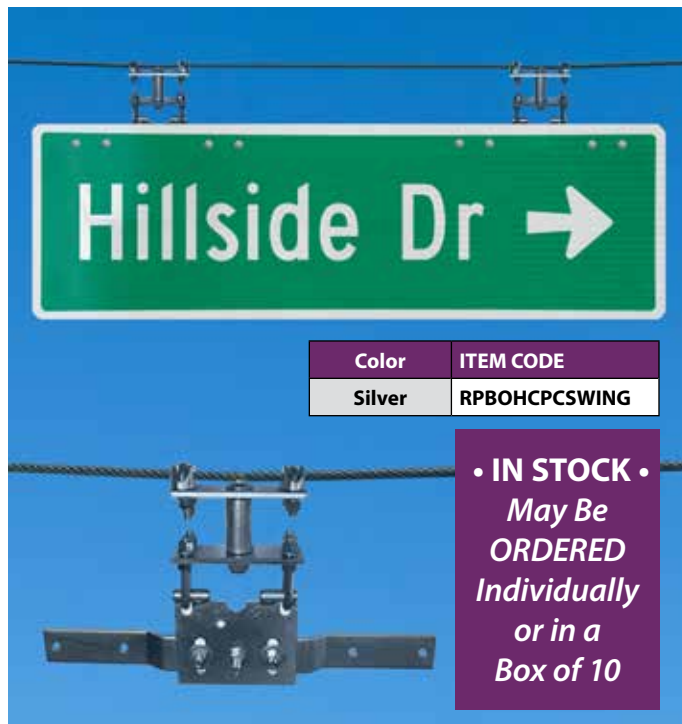


## Heavy-Duty Bracket

- ◆ **Best Value:** This CPC brand heavy-duty bracket offers the lowest price combined with the heavy-duty quality, when compared to the light and medium duty brackets available.
- ◆ Heavy-Duty, 4 and 8 gauge steel
- ◆ 3-way adjustable
- ◆ Net weight 4.8 lbs.
- ◆ Mounts on cables up to 3/8"
- ◆ Pre-assembled for quick, hassle free installation of metro street name signs.

How many Brackets are needed for your sign?

Sign Length	Number of Brackets	Inset Distance from Edge of Sign
up to 42"	1	centered
42" - 66"	2	3"
67" - 84"	2	6"
85" - 102"	2	12"
103" - 120"	2	16"
over 120"	3	centered & 16"



Color	ITEM CODE
Silver	RPBOHCPCSWING

• **IN STOCK** •  
May Be ORDERED Individually or in a Box of 10



Color	ITEM CODE
Powder Painted Black	OSIZ840HCPCSWINGBK

**Allows Sign to Swing Freely in the Wind.**



## Light-Duty Bracket



- ◆ Made from cast aluminum
- ◆ Swivels 360°
- ◆ Mounts on cables up to 3/8"
- ◆ Recommended for Traffic Signs ONLY, up to 24" x 30"
- ◆ Unassembled



Color	ITEM CODE
Silver	RPBOHGR80



## Medium-Duty Bracket

- ◆ Made from plated steel and aluminum
- ◆ Swivels 360-degrees and adjusts for tilt.
- ◆ Mounts on cables up to 3/8"
- ◆ Pre-assembled for quick installation



Color	ITEM CODE
Silver	RPBOHCOMM77



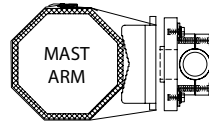
Color	ITEM CODE
Powder Painted Black	OSIZ840HCOMM77BK



# Overhead Mast Arm Metro "Mast-o-Brackets"

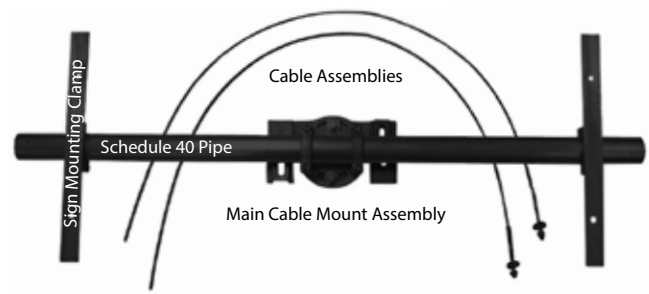
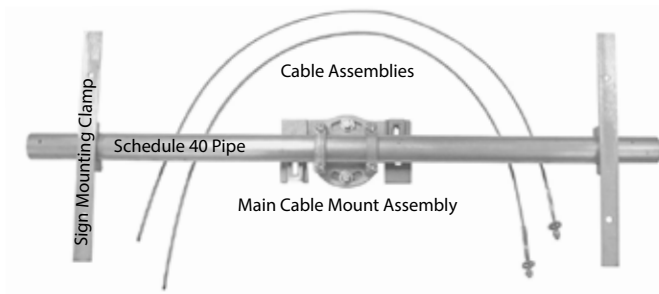


## Heavy-Duty Bracket



### Attachment to Mast Arm Options:

- ◆ Use Stainless Steel Cables with Hardware provided in kits. Other cable lengths available. All kits come unassembled. *Call for quote.*



KITS	Fits Sign Sizes	Main Cable Mount Assembly KIT QTY	50" Cable Assemblies KIT QTY	1.5" diameter Schedule 40 Pipe LENGTH	16" long Sign Mounting Clamps KIT QTY	Color	KIT CODE	Color	KIT CODE
	up to 36"	1	2	24" long	2	Silver	RPBOHMWCM30036	Powder Painted Black	OSIZ84OHMWCM30036BK
	36" - 48"	1	2	32" long	2		RPBOHMWCM30048		OSIZ84OHMWCM30048BK
	49" - 66"	1	2	40" long	4		RPBOHMWCM30066		OSIZ84OHMWCM30066BK
	67" - 84"	1	2	60" long	4		RPBOHMWCM30084		OSIZ84OHMWCM30084BK
	85" - 96"	1	2	72" long	4		RPBOHMWCM30096		OSIZ84OHMWCM30096BK
	97" - 120"	1	2	84" long	4		RPBOHMWCM30120		OSIZ84OHMWCM30120BK


SILVER COMPONENTS	Description of Components		ITEM CODE
	<b>Main Cable Mount Assembly</b> The main assembly is the bracket at the center of the Mast-O-Bracket system.		RPBOHMWCMZ8214
	<b>Cable Assembly</b> Length: 50" including threaded connector, 1.5" long 3/8"-16 TPI and 1.375" long 5/16" HEX. Nylon locking nut with washer provided. Free end of cable welded to prevent fraying.		RPBOHMWCMZ8213 (2 required per mount)
	<b>Sign Mounting Clamp:</b> The number of sign mounting clamps are determined by the length of sign and should be spaced accordingly. <i>Refer to kits above.</i>		
	8" Sign Mounting Clamp for using 12" signs with the Mast-o-Bracket.		RPBOHMWCMZ8300
	16" Sign Mounting Clamp for using 18" or larger signs with the Mast-o-Bracket.		RPBOHMWCMZ8301
	<b>Schedule 40 Pipe (1.5" Diameter - No Slot)</b>		
	24" long pipe for up to 36" sign		RPBOHMWCMZP24
	32" long pipe for 36" - 48" sign		RPBOHMWCMZP36
	40" long pipe for 49" - 66" sign		RPBOHMWCMZP40
	60" long pipe for 67" - 84" sign		RPBOHMWCMZP60
	72" long pipe for 85" - 96" sign		RPBOHMWCMZP72
	84" long pipe for 97" - 120" sign		RPBOHMWCMZP84

## Overhead Mast Arm Brackets



## Medium-Duty Bracket

- ◆ Made from plated steel and aluminum
- ◆ Pre-assembled for quick hassle free installation
- ◆ May be ordered individually or in a box of 10



Color	ITEM CODE
Silver	RPBOHCOM88
Powder Painted Black	OSIZ84OHCOM88BK

Use stainless steel strapping or snap lock assembly for mounting to mast arm.

Sold Separately, Page 68-69



## GP-8 Roll-A-Post & Base Kits

## GP-6 Rock-It Base & Post Kits

KIT CODE	Post Height	Roll-a-Post Black Base
RPOGP85TRP24	60" (5 FT)	Fill capacity (Silica Sand) 150-180 lbs.
RPOGP86TRP24	72" (6 FT)	
RPOGP88TRP24	96" (8 FT)	



★MADE IN USA★



- ◆ Heavyweight Telespar steel post makes attaching signs easy with no sign twisting.
- ◆ Post holes accommodate multiple sign sizes. *Telespar posts may be powder coated.*
- ◆ Durable, thick walled plastic bases; no rust, dents, or cracking.
- ◆ Fill base with sand, filling with water is not recommended. Empty Weight: 10 lbs.

*Ideal for Parking Lots*



- ◆ Base Size: 23.35" at bottom, 8.20" at top, and 16.50" tall
- ◆ Roll it back on it's wheels for easy relocation; sturdy plastic wheels come pre-installed
- ◆ Base withstands strong winds without tipping over when filled with sand.
- ◆ Conveniently placed large fill hole and drain hole.
- ◆ Lightweight plastic reduces shipping costs.
- ◆ Base to Post and Post to Sign mounting hardware included in kits.

KIT CODE	Post Height	Rock-It 18 Black Base
RPOGP65TRB18	60" (5 FT)	Fill capacity (Silica Sand) 125-150 lbs.
RPOGP66TRB18	72" (6 FT)	
RPOGP68TRB18	96" (8 FT)	



★MADE IN USA★



- ◆ Heavyweight Telespar steel post makes attaching signs easy with no sign twisting.
- ◆ Post holes accommodate multiple sign sizes. *Telespar posts may be powder coated.*
- ◆ Durable, thick walled plastic bases won't chip or crack.
- ◆ Fill base with sand, filling with water is not recommended. Empty Weight: 10 lbs.

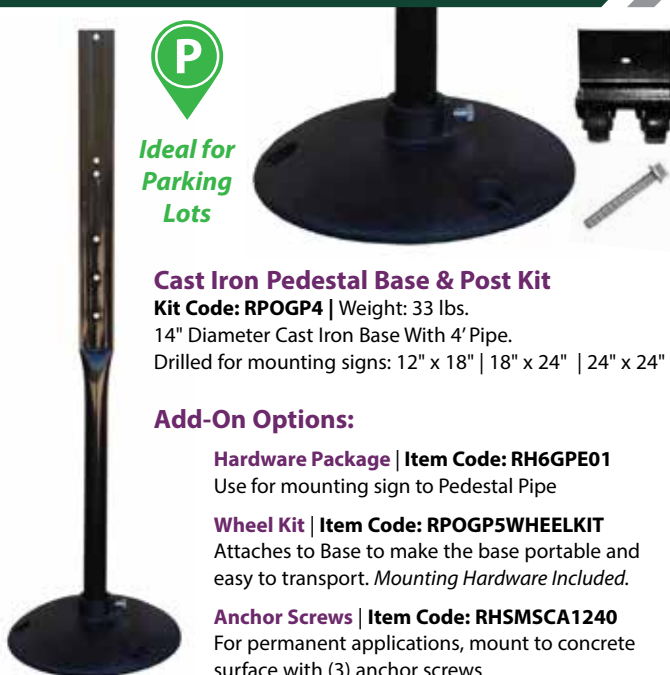
*Ideal for Parking Lots*



- ◆ Base Size: 18" x 19.5" at bottom and 12.8" tall
- ◆ Molded-in Hand-grips make bases easy to pick up.
- ◆ Rock it back and roll: sturdy plastic recessed wheels make stands easy to move when weighted.
- ◆ Base withstands strong winds without tipping over when filled with sand.
- ◆ Conveniently placed large fill hole and drain hole.
- ◆ Lightweight plastic reduces shipping costs.
- ◆ Base to Post and Post to Sign mounting hardware included in kits.

## GP-4 Pedestal Base & Post Kit

## GP-7 Volcano Base & Post Kits



*Ideal for Parking Lots*

### Cast Iron Pedestal Base & Post Kit

**Kit Code: RPOGP4** | Weight: 33 lbs.  
14" Diameter Cast Iron Base With 4' Pipe.  
Drilled for mounting signs: 12" x 18" | 18" x 24" | 24" x 24"


### Add-On Options:

**Hardware Package** | Item Code: RH6GPE01  
Use for mounting sign to Pedestal Pipe

**Wheel Kit** | Item Code: RPOGP5WHEELKIT  
Attaches to Base to make the base portable and easy to transport. *Mounting Hardware Included.*

**Anchor Screws** | Item Code: RHSMSCA1240  
For permanent applications, mount to concrete surface with (3) anchor screws

KIT CODE	Post Height	Volcano Rubber Base
RPOGP75TRB1	60" (5 FT)	Single Stack includes (1) 43lb. Base
RPOGP76TRB1	72" (6 FT)	
RPOGP78TRB1	96" (8 FT)	
RPOGP75TRB2	60" (5 FT)	Double Stack includes (2) 43lb. Bases
RPOGP76TRB2	72" (6 FT)	
RPOGP78TRB2	96" (8 FT)	



★MADE IN USA★

- ◆ Durable, thick recycled rubber base with steel insert for square post attachment.
- ◆ Heavyweight Telespar steel post makes attaching signs easy with no sign twisting. Post holes accommodate multiple sign sizes. *Ideal for Telespar posts may be powder coated.*
- ◆ Base to Post and Post to Sign mounting hardware included in kits.



*Ideal for Emergency Management*



Black Semi-Gloss Powder Painted items are available in 20 additional standard colors by custom ordering. Call for details.

Custom Products Corporation • 1-800-367-1492 phone • 1-800-206-3444 fax • [www.cpcsigns.com](http://www.cpcsigns.com)



Increase safety with time-tested HI-VIZ Conspicuity Yellow

# Impact Recovery Flexible Sign Posts & Bases



Check out the  
CPC Partner Product  
Play List on the  
Custom Products  
YouTube Channel

## IMPACT recovery SYSTEMS™



### Mix 'n Match Components

Posts, Bases &  
Installation

- ◆ Impact Recovery flexible sign posts for permanent use within parking lots and garages or where occasional bumping by vehicles can damage traditional signposts causing costly repairs or replacement.
- ◆ Base Components and Installation options, sold separately.
- ◆ Coupler Unit has a reactive spring assembly that allows the sign post to be bumped by vehicles, rebound, and return upright.
- ◆ Supports signs up to: • Aluminum 12" x 18" • HDPE (plastic) up to 18" x 24"



## STA-RITE FLEX SIGN POSTS

- ◆ Post is constructed of white powder coated aluminum.
- ◆ Complete with (2) brackets, bracket hardware to mount sign and black post cap.



## STANDARD FLEX SIGN POSTS

- ◆ Standard version of the Sta-Rite Aluminum posts.
- ◆ Post is made of white HDPE (hi-density plastic), no holes in post.
- ◆ Complete with hardware to mount sign and black post cap.



ITEM CODE	Post Height	for Base Style
<b>White Aluminum Post Only   No Bollard</b>		
RPOFPSISRN060Q	60"	Quick Release
RPOFPSISRN060F	60"	Fixed
RPOFPSISRN078Q	78"	Quick Release
RPOFPSISRN078F	78"	Fixed
RPOFPSISRN078D	78"	Drivable
RPOFPSISRN102F	102"	Fixed
<b>Includes Yellow Bollard</b>		
RPOFPSISRB060Q	60"	Quick Release
RPOFPSISRB060F	60"	Fixed
RPOFPSISRB078F	78"	Fixed
RPOFPSISRB102F	102"	Fixed



ITEM CODE	Post Height	for Base Style
<b>White Posts   Hi-Density Plastic</b>		
RPOFPSISPPWH060QN	60"	Quick Release
RPOFPSISPPWH060FN	60"	Fixed
RPOFPSISPPWH066QN	66"	Quick Release
RPOFPSISPPWH066FN	66"	Fixed
RPOFPSISPPWH066DN	66"	Drivable
<b>Yellow Posts   Hi-Density Plastic</b>		
RPOFPSISPPYE060FN	60"	Fixed
RPOFPSISPPYE060QN	60"	Quick Release
<b>Orange Posts   Hi-Density Plastic</b>		
RPOFPSISPPOR060FN	60"	Fixed
RPOFPSISPPOR066FN	66"	Fixed

## BASE COMPONENTS

**Fixed Base**



RPOFZISMFBK

**Quick Release Base**




RPOFZIQRFBASEBK

**Quick Release Portable One Base**



RPOFZIQRPBASE



RPOFZIDB218SQ12

**Anchor Kit**

Includes 4 Lag Screws for attaching base to ground, such as concrete.  
RHSMSLS12

**Adhesives**



Ideal for most surfaces.  
See page 105

## X-Tube Flexible Sign Posts & Bases

**X-Tube**  
Post, Post Cap, Base &  
**Quick Release Pin**

**Quick Release Pin**  
RPOFZPXTUBEASE800QR



**Black Post Cap**  
RPOFSPZXTUBECAP

**"The Yeti" 40# Portable Base**  
RPOFZPXTUBEASEYETI



**Surface Mount Base**  
RPOFSPZXTUBEASE

- ◆ Lightweight, durable plastic sign posts bend when struck, rebound to vertical position and won't damage vehicles like steel posts. Drilled for 12" x 18" sign.
- ◆ Surface Mount Base accepts both the X- and Y-Tubes or 1.75" square steel tube and locks securely in place with a simple bolt or quick-release pin.

**White Sign Post** RPOFSPXTUBEWH(XXX)  
Post Height: 48" (048) | 60" (060) | 72" (072)  
78" (078) | 84" (084) | 96" (096) | 108" (108)

**Surface Mount Anchor Screws**

RHSMSCA3825 - 3/8" x 2-1/2" - for Concrete  
Adhesives recommended for Asphalt, see page 105





# Brackets for Signal or Utility Pole Mounting

U-CHANNEL SQUARE ROUND UNIVERSAL



14.4" Cantilever Wing Brackets  
Requires a "custom" post hole punch




## Cantilever Wing Brackets

- Aluminum Cantilever Wing Brackets are designed for Flat up to .125" or Extruded sign blades.
- Strap or bolt to post, wall, concrete or wood.
- Includes hardware to attach sign to bracket.
- NOTE: For fastest service a "P0" post hole pattern can be ordered and field drilled hole pattern needed for wing brackets.



24" Cantilever Wing Brackets  
Requires a "P2" post hole punch



30" Cantilever Wing Brackets  
Requires a "P3" post hole punch

Description	Fits Post Type	Color	Size	ITEM CODE
Cantilever Wing Bracket	SQUARE	Silver	14.4"	RPBCT8 (10/BOX)
			24"	RPBCT800 (15/BOX)
			30"	RPBCT830 (10/BOX)
			36"	RPBCT836 (10/BOX)
	ROUND	Powder Painted Black	14.4"	OSIZ2UNCT8BK
			24"	OSIZ2UNCT800BK
			30"	OSIZ2UNCT830BK
			36"	OSIZ2UNCT836BK



- The #4 Aluminum Wing Bracket is designed for wall or post mount of up to .125 gauge flat or extruded signs with 3/4" strapping or bolts, lag screws, or spikes in 2 - .4375 diameter holes.
- Includes hardware to attach sign to bracket.

Description	Fits Post Type	Color	ITEM CODE
#4 Wing Bracket Size: 4.5" tall x 2.5" wide	SQUARE	Silver	RPBCT4 (50/BOX)
		Powder Painted Black	OSIZ2UNPCT4BK



**Quick Tip**

Increase safety with time-tested HI-VIZ Conspicuity Yellow



Black Semi-Gloss Powder Painted items are available in 20 additional standard colors by custom ordering. Call for details.



## Bell Wing Brackets

- Aluminum Bell Wing Brackets designed for wall, concrete, wood or any post such a signal or utility posts with 3/4" strapping, bolts or 5/16" lag screws or spikes.
- Sign attaches with 5/16" bolts. Hardware NOT Included.



Description	Fits Post Type	Color	Size	ITEM CODE
Bell Wing Bracket (12" requires single strap)	SQUARE	Silver	12"	RPBCTBW12 (50/BOX)
			18"	RPBCTBW18 (50/BOX)
			24"	RPBCTBW24 (25/BOX)
	ROUND	Powder Painted Black	12"	OSIZ2UNPCTBW12BK
			18"	OSIZ2UNPCTBW18BK
			24"	OSIZ2UNPCTBW24BK



## Bracket Hardware & Tools



Description	Color	ITEM CODE
5/16" Standard Set Screw (100/BOX)	Silver	RHBSK56
5/16" Center Pin Set Screw (100/BOX)		RHBPRP38
5/16" Stainless Steel Set Screw (100/BOX)		RHBSSK56
Stainless Steel Set Screw (single)	Black Zinc	OZHRHBSSK56BLACK
Stainless Steel Set Screw (3 pack)		OZHRHBSSK56BLACKPK
T-Style Allen Wrench Tool for Set Screws		RHBSSKT100
L-Style Allen Wrench Tool for Set Screws		RHBSSKF100
5/16" x 18 x 3/4" Stainless Steel Bolt	Silver	RHSSH516
5/16" Stainless Steel Nut		RHSSHN8



## Snap Lock Assembly



- Ideal for use on square post as well as round posts, because the thin strap conforms to both the round and square post when tightened.

Description	Strap Size	Fits Post Size		Color	ITEM CODE
		SQUARE	ROUND		
Snap Lock Assembly	1/2" wide x 38" long	1 3/4" to 9"	1 3/4" to 12 1/2" OD	Silver	RHSLA
	1/2" wide x 22" long	1 3/4" to 5"	1 3/4" to 7" OD	Black	OZHRHSLA07BK
	1/2" wide x 31" long	1 3/4" to 7 1/4"	1 3/4" to 10" OD		OZHRHSLA10BK
	1/2" wide x 38" long	1 3/4" to 9"	1 3/4" to 12 1/2" OD		OZHRHSLA1225BK



RSPCC42PWOH46  
Standard

## Watchtower Cone

- ◆ 42" tall (46.25" with handle)
- ◆ Stack up to 20% more on your truck with new compact nesting design.
- ◆ Strong, ergonomic handle speeds placement on job, as it fits two hands which makes lifting with base easier. Also, it's easy to string caution tape through handles.
- ◆ Recessed area protects sheeting.
- ◆ Accepts same bases as our Navicade™ delineator which can reduce your base inventory. 10, 16, or 30 lb. recycled rubber bases available.
- ◆ Customize with your company name or logo
- ◆ MASH Passed, Meets MUTCD Standards



Specifications	Standard	Additional Options Available
Body Color	Orange	NONE
Stripe Width	1 each of 4" & 6" HIP	2 each 4" White & 4" Orange -or- 2 each 4" White
Stripe Color	White	Alternating Orange & White
Reflectivity	HIP	NONE -or- DG
Base	16 lbs Rubber	10 lbs. or 30 lbs.

RSPCTPO42D3  
Standard



## Open Top Delineator

- ◆ Quick and easy set-up
- ◆ Reflective Bands, 2 each - 3" or 4" wide
- ◆ Flange on bottom grabs base for tight fit, 5.375" diameter
- ◆ Post Diameter: 4"
- ◆ Recycled rubber bases: 8 lbs, 10 lbs, 12 lbs, and 18 lbs
- ◆ 2 Sizes: 42" H - weight 1.7 lbs  
28" H - weight 1.1 lbs
- ◆ MASH Passed and Meets MUTCD Standards



Specifications	Standard	Additional Options Available
Height/Weight	42" / 1.7 lbs	28" / 1.1 lbs
Reflectivity	ENG	NONE -or- HIP -or- DG
Band (Stripe Width)	2 each - 3"	2 each - 4"
Base	8 lbs	10 lbs, 12 lbs, 18 lbs
Handle	NONE	Upgrade to the Knob-Top Delineator

Available Bases  
RSPCTPBZ(XX)  
(08) 8 lbs | (10) 10 lbs  
(12) 12 lbs | (18) 18 lbs

## Gemstone™ Vertical Panel

- ◆ Oversized handle with comfort grip
- ◆ Designed to withstand repeated impacts with minimal damage to vehicles or unit
- ◆ Recessed panel protects reflective sheeting, 8" W x 24" H, 34" H, OR 36" H
- ◆ Flashing light mounting receptacle
- ◆ Available in orange and white
- ◆ Solid recycled rubber bases with carrying handles come in two sizes: 20 lbs. and 30 lbs.
- ◆ Size: 15.4" W x 45" H | Weight: 4 lbs.
- ◆ MASH Passed and Meets MUTCD Standards



RSPCV08244ORE  
Standard



RSPCVZBASE20  
20 lb. base



RSPCVZBASE30  
30 lb. base



The handle is easy to grab even with the light attached



Sidewall design adds strength and durability

Specifications	Standard	Additional Options Available
Color	Orange	White
Reflective Area	8" x 24"	8" x 34" -or- 8" x 36"
Stripe Size	4" for 8" x 24", 6" for 8" x 34" and 8" x 36"	4" for 8" x 34" and 8" x 36"
Reflectivity	ENG	HIP -or- DG
Base	20 lbs	30 lbs
Stencil	NONE	Name or Logo on Plastic Panel or Molded into Base



Available Bases  
RSPCTJBZ(XX)  
(08) 8 lbs | (12) 12 lbs

## Colored A-Top Delineators

RSPCTJA46HN(XX) Body Colors (XX): Black (BK) | Blue (BU) | Hunter Green (GR) | Lime (LI) | Orange (OR) | Red (RE) | White (WH) | Yellow (YE)

- ◆ The A-Top Delineator has replaced the discontinued Dome-Top.
- ◆ Perfect for hotels, schools, churches, parking lots, valet parking and more! Beautiful rich color options make the uses for these delineators endless.
- ◆ New arch design for easy setup and take down. When used in conjunction with the JBC Cone Bar or the JBC Cobra Chain, you can create a barrier in seconds.
- ◆ Made of a special LDPE formula, these Delineators are strong where you need them to be and flexible enough to bounce back from tough impacts. Tubes have UV stabilizers to ensure they hold their color in the harshest conditions with recessed area to protect 3M Prismatic Reflective Sheeting. Strong consistent lip at base to ensure snug fit with the base.
- ◆ Recycled rubber bases: 8 lbs or 12 lbs, SOLD separately.
- ◆ Bases are re-vulcanized rubber and have a nice clean look.

Specifications	Quick SHIP	Additional Options Available
Height	46"	46"
Reflectivity	HIP	NONE -or- ENG -or- DG
Band (Stripe Width)	2 Each - 3"	NONE
Rubber Base	8 lbs	12 lbs
Color	Black and Lime	Red, Yellow, Blue, White, Hunter Green, Orange

## Barrier Tapes



RSP710(X)



- ◆ 3 mil : 3" x 1000' poly barrier tape provides warning of temporary safety hazard
- ◆ Economical, strong, and disposable
- ◆ Legends (X):  
(A) Caution Caution  
(B) Police Line Do Not Cross  
(F) Caution Do Not Enter
- ◆ Other sizes and legends available

# 3M™ Stamark Pavement Markings



- ✓ Superior daytime visibility
- ✓ High reflectivity at night
- ✓ Reinforced toughness
- ✓ Extended season productivity
- ✓ Easy application



Tapes also Available with Liner, Call for Details.

## 380 ES Series Extended Season High Performance Tape

**Solid Non-Linered:** RPMTRA380IES - white | RPMTRA381IES - yellow  
 Sizes: 20 yds (48") | 30 yds (4", 5", 6", 8", 10", 12", 16", 18", 24") | 80 yds (8") | 100 yds (4", 5", 6")

**Solid Non-Linered:** RPMTRA385IES - black Sizes: 25 yds (4", 6", 8", 12", 24")

**Contrast Non-Linered:** RPMTRA380IE5 - white

Sizes: 50 yds (7", 8", 9", 11" includes 1½" black border)

- ◆ May be applied in temperatures as cool as 40 degrees F.

## 380 AW Series ALL Weather High Performance Tape

**Solid Non-Linered:** RPMTRA380AW - white | RPMTRA381AW - yellow

Sizes: 20 yds (48") | 25 yds (10", 12", 16", 18", 24") | 60 yds (8")

**Contrast Non-Linered:** RPMTRA380AW5 - white

- ◆ Includes "extended season" adhesive for application during normal season, or during early/late season with surface prep adhesive.

## 270 ES Series Intersection Durable Tape

**Solid Non-Linered:** RPMTRA270ES - white | RPMTRA271ES - yellow

Sizes: 20 yds (48") | 30 yds (4", 6", 8", 12", 16", 18", 24", 36") | 100 yds (4", 6")

- ◆ Exceptionally durable, long-lasting visibility, ideal for intersections.

## 710 Series Wet Reflective Removable Tape

**Solid Non-Linered:** RPMTRA710 - white | RPMTRA711 - yellow

Sizes: 20 yds (48") | 40 yds (4", 6", 8") | 120 yds (4", 5", 6")

**Contrast Non-Linered:** RPMTRA7105 - white | RPMTRA7115 - yellow

Sizes: 65 yds (7", 8", 9" includes 1½" black border)

**Solid Non-Linered:** RPMTRA715 - black Sizes: 40 yds (6", 8") | 120 yds (6", 8")

- ◆ Designed to perform for the duration of a normal construction season.
- ◆ Superior adhesion and conformability, fast and easy to apply and remove, and eliminates grinding.

## 380IES Series • 380AW Series • 270ES Series • 710 Series Pre-Cut Legends, Symbols and Arrows

Symbols, Legends, Arrows Code

RPMTRMSL(XXXX)(XX)

1234 indicates availability in Series

Series Code

380IES¹ • 380AW² • 270ES³ • 710⁴

AHEAD AH¹²³⁴ BIKE B4¹²³ BUS BU¹²³ LANE L4¹²³ MPH M8¹²³ MERGE ME¹²³ ONLY ON¹²³ PED PE¹²³

R¹²³ R78¹²³ SCHOOL SC¹²³ SLOW SL¹²³ STOP ST¹²³ XING X1¹²³ YIELD Y1¹²³

BK¹²³ K4¹²³ K8¹²³ K6¹²³ LK6¹²³ SH¹²³ HC¹²³

Rail Road Crossing Package Contains: (2) 78¾" tall R's (1) ROLL 16" x 42 ft FOR "X" RP78¹²³

Rail Road Crossing Package Contains: (2) 72" tall R's (1) ROLL 16" x 42 ft FOR "X" RX¹²³

LEFT LA¹²³⁴ RIGHT RA¹²³⁴ LD¹²³⁴ RD¹²³⁴ LE¹²³ RE¹²³ SA¹²³ SE¹²³

## HotTape® Lines, Legends & Arrows

### HotTape® Legends and Arrows

- ◆ Available in standard FHWA designs that are compliant with the Manual on Uniform Traffic Control Devices (MUTCD) including lines, arrows, bike lane markings, railroad markings and word legends such as "STOP", "ONLY", and "SCHOOL" plus many legends shown above on this page.
- ◆ Call a Customer Service Representative for Details.

### HotTape® Lines

RPMTPP90(##)03(XX) - 3ft length x various widths

Width (##): (04) 4" | (05) 5" | (06) 6" | (08) 8" | (12) 12" | (16) 16" | (18) 18" | (24) 24"

Colors (XX): (WH) White | (YE) Yellow (NOTE: Also available in 90-mil rolls and 125-mil lines)

**For HotTape® Application** (Cylinder SOLD Separately)

RPMTPMTORCH - Magnum Heat Torch w/ 30' Hose

RPMTPMTTROLLEY - Hot Tape Magnum Tank Trolley

## PreMark® Lines, Legends & Arrows

### PreMark® Lines, Legends and Arrows

- ◆ Available in the FHWA Standard sizes as shown in the Manual on Uniform Traffic Control Devices (MUTCD) similar to many legends shown above on this page as well as custom designs.
- ◆ Call a Customer Service Representative for Details.

### PreMark® Lines

RPMTPPM125(##)03(XX) - 3ft length x various widths

Width (##): (04) 4" | (05) 5" | (06) 6" | (08) 8" | (12) 12" | (16) 16" | (18) 18" | (24) 24"

Colors (XX): (WH) White | (YE) Yellow

**For PreMark Application use:** (Cylinder SOLD Separately)

RPMTPPM2000EXHTORCH - Pre-Mark Flint 2000 EX Heat Torch 5" Nozzle

RPMTPPMC20LPGCYL - Pre-Mark C-20 Mark LPG Cylinder (20lb capacity)

RPMTPPMC40LPGCYL - Pre-Mark C-40 Mark LPG Cylinder (40lb capacity)



# Gemstone Vertical Panel Messaging Systems

- ◆ **Body Colors:** Orange, White or Black
- ◆ **Body Size:** 15.4" W x 45" H
- ◆ **Weight:** 4 lbs.
- ◆ **Sign Legend:** We can turn any standard or special legend sign into a vertical panel message system or customize your message with the help of our skilled art department.
- ◆ **Sign Size:** 8" wide x 36" high sign fits into recessed panel on body.
- ◆ Oversized handle with comfort grip.
- ◆ Flashing light mounting receptacle. Lights, Sold Separately.
- ◆ **Compatibility:** For use with Gemstone Vertical Panel Bases, Sold Separately.
- ◆ **BASE PRODUCT ID:** RSPCVZBASE(XX)
- ◆ **Weight/Size (XX):**  
(20) 20 lbs. | 20.25" x 20.25"  
(30) 30 lbs. | 20.25" x 28.25"
- ◆ Solid recycled rubber bases with carrying handles.



Examples of some of the many sign legend options:



Systems are ideal for social distancing guidance, restaurants, retail stores, parking lots, schools, churches, or business applications.

## Plasticade Safety Signage

**Easy-Fold Sandwich Boards** are a great option for Temporary Traffic Control when ease of use and portability are a must.

- ◆ Choose from 3 sizes and 3 body colors: White, Yellow or Orange
- ◆ 51 Standard Legends; *Custom Legends* also available.
- ◆ Hassle-free, guaranteed, professional application available on legends.
- ◆ Available as a blank, single or double sided.
- ◆ **Sheeting:** (H) High Intensity or (3) Diamond Grade Cubed or (E) Engineer Grade Prismatic
- ◆ **School Zone Sheeting:** Flo-Yellow Green Diamond Grade Cubed (3)
- ◆ May be internally ballasted with sand.



### Narrowcade®

Holds signs 12"W x 24"H  
Dimensions: 45"H x 13"W  
Item #C165 Weight: 11 lbs.

### Minicade®

Holds signs 12"W x 24"H  
Dimensions: 36"H x 13"W  
Item C155 Weight: 10 lbs.

### Signicade®

Holds signs 24"W x 36"H  
Dimensions: 45"H x 25"W  
Item C130 Weight: 18 lbs.

Specifications	Standard	Additional Options Available
Colors	White	Orange or Yellow
Reflectivity	HIP	3
Usage	Barricade and Vertical Panel	Safety Signage

C130 -or- C155 -or- C165 ▼ STAND OPTION	(X1) ↓ LEGEND SIDE 1	(X2) ↓ LEGEND SIDE 2	H -or- E -or- 3 ▼ REFLECTIVE OPTION
--	-------------------------------	-------------------------------	--

CODE	LEGEND/COLOR SCHEME	CODE	LEGEND/COLOR SCHEME	CODE	LEGEND/COLOR SCHEME	CODE	LEGEND/COLOR SCHEME
1005	10 MPH	1049	EXIT →	1102	PARKING LOT CLOSED	1162	STOP
1006	15 MPH	1016L	LEFT ARROW	1104	PARKING LOT FULL	1164	STOP FOR PEDESTRIANS IN CROSSWALK
1007	20 MPH	1016R	RIGHT ARROW	1120	ROAD CLOSED	1170	STOP POLICE CHECK POINT
1133	SLOW - Vertical	1073	← KEEP LEFT	1080	LANE CLOSED	1142	SLOW POLICE CHECK POINT AHEAD
1443	SLOW - Horizontal	1074	KEEP RIGHT →	1092	NO LEFT TURN	1177	STOP SOBRIETY CHECK POINT
1465	SLOW WORK ZONE AHEAD	1043	← DETOUR	1095	NO RIGHT TURN	1150	SLOW SOBRIETY CHECK
1147	SLOW SCHOOL ZONE AHEAD	1044	DETOUR →	1084	MEN WORKING	1148	SLOW SHERIFF CHECKPOINT
9278	SCHOOL CROSSING	1046	DO NOT ENTER	1086	MOWING AHEAD	1134	SLOW ACCIDENT AHEAD
1126	SCHOOL ZONE 10 MPH	1061	FUNERAL NO PARKING	1180	SURVEY CREW AHEAD	1136	SLOW EMERGENCY AHEAD
1127	SCHOOL ZONE 15 MPH	1093	NO PARKING	1190	TREE WORK AHEAD	1140	SLOW PEDESTRIAN CROSSING
1128	SCHOOL ZONE 20 MPH	1098	← PARKING	1191	UTILITY WORK AHEAD	1200	LEFT BARRICADE
1091	← NO EXIT	1099	PARKING →	1196	FLAGMEN AHEAD	1210	RIGHT BARRICADE
1048	EXIT	1100	↑ PARKING	1198	RESERVED		

# 3M™ Raised Pavement Markers



## SERIES 290

- ◆ Apply with standard bitumen and epoxy adhesives.
- ◆ Durable, lightweight, molded-in body color thermoplastic.
- ◆ Highly reflective Diamond Grade™ microprismatic optics.
- ◆ Long-life visibility, particularly at night and in wet weather.
- ◆ Apply to asphalt or concrete surfaces in non-snowplow regions.
- ◆ Impact and abrasion resistant.
- ◆ Increase awareness with an added rumble effect.
- ◆ 100 per carton. In-Stock colors available individually.



## SERIES 290 with PSA

- ◆ Applied with pressure sensitive adhesive.
- ◆ Designed for application on asphalt and portland cement concrete road surfaces.
- ◆ These markers provide highly effective, long-life visibility, particularly at night and in wet weather.

# Ceramic Traffic Buttons & Jiggle Bars



**Retro-Reflective Ceramic Markers** combine the power of brilliant and exceptional night time visibility with a self cleaning glazed surface for excellent daytime visibility.



Oval Button  
**RPMMCB04WN**  
Non-Reflective  
Material: Ceramic  
Color: White  
Size: 4"

**Non-Reflective Ceramic Markers** are maintenance free and feature a heat fired glazed surface that promotes self-cleaning and excellent daytime visibility.



Jiggle Bar  
**RPMMJB6WN**  
Non-Reflective  
Material: Ceramic  
Color: White  
Size: 6"x 6"




Jiggle Bar  
**RPMMJB6YN**  
Non-Reflective  
Material: Ceramic  
Color: Yellow  
Size: 6"x 6"




Jiggle Bar  
**RPMMJB6W**  
1-Way Retro-Reflective  
Material: Ceramic  
Color: White  
Size: 6"x 6"



Jiggle Bar  
**RPMMJB6WW**  
2-Way Retro-Reflective  
Material: Ceramic  
Color: White  
Size: 6"x 6"



Jiggle Bar  
**RPMMJB6Y**  
1-Way Retro-Reflective  
Material: Ceramic  
Color: Yellow  
Size: 6"x 6"




Jiggle Bar  
**RPMMJB6YY**  
2-Way Retro-Reflective  
Material: Ceramic  
Color: Yellow  
Size: 6"x 6"



Round Button  
**RPMMCB(X)WN**  
Non-Reflective  
Material: Ceramic  
Color: White  
Sizes(X): 4", 6" or 8"



Round Button  
**RPMMCB(X)YN**  
Non-Reflective  
Material: Ceramic  
Color: Yellow  
Sizes(X): 4", 6" or 8"



Round Button  
**RPMMCB(X)W**  
1-Way Retro-Reflective  
Material: Ceramic  
Color: White  
Sizes(X): 6" or 8"



Round Button  
**RPMMCB(X)Y**  
1-Way Retro-Reflective  
Material: Ceramic  
Color: Yellow  
Sizes(X): 6" or 8"



Round Button  
**RPMMCB4Y**  
1 Way Retro-Reflective  
Material: Ceramic  
Color: Yellow  
Size: 4"



Round Button  
**RPMMCB4W**  
1 Way Retro-Reflective  
Material: Ceramic  
Color: White  
Size: 4"



Round Button  
**RPMMCB(X)WWW**  
2-Way Retro-Reflective  
Material: Ceramic  
Color: White  
Sizes(X): 6" or 8"



Round Button  
**RPMMCB(X)YYY**  
2-Way Retro-Reflective  
Material: Ceramic  
Color: Yellow  
Sizes(X): 6" or 8"



Round Button  
**RPMMCB4YYY**  
2 Way Retro-Reflective  
Material: Ceramic  
Color: Yellow  
Size: 4"




Round Button  
**RPMMCB4WWW**  
2 Way Retro-Reflective  
Material: Ceramic  
Color: White  
Size: 4"

## 4" Traffic Buttons



6" & 8" Ceramic Buttons AVAILABLE page 104



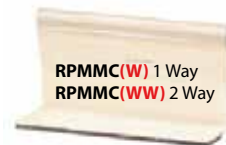
RPMMTD10500(W)N White  
RPMMTD10500(Y)N Yellow  
RPMMTD10500(B)N Black

- ◆ Raised hexagon pattern increases strength and adhesive surface area.
- ◆ Buttons made from polypropylene
- ◆ White (W), Yellow (Y), and Black (B)

## Chip Seal Temp Markers



- ◆ Polyurethane body allows marker to straighten itself after impact.
- ◆ Reflective surface is protected by clear plastic cover. Also available with double cover
- ◆ Marker comes with adhesive attached
- ◆ White (W) or Yellow (Y), 1-way or 2-way
- ◆ 500/Box (Sold in box quantities only)



## Rumble Strips



RPMRS(XX)ROAD0424 - 4" x 24" x 1/2" | 1.25 lbs  
Color (XX): (WH) White | (YE) Yellow *Yellow is Quick Ship*



- ◆ The **Road Rumbler** is made from a specially formulated glass-filled polymer material.
- ◆ Physical and audible warning for motorists.
- ◆ Superior road surface adhesion.
- ◆ Unique raised dot grip system and special grooves for improved adhesion.
- ◆ Adhere with marker adhesive, bottom of this page.



### 3708 Rumble Strip RPMRS(XX)3708(##)

Colors (XX): (BK) Black | (BU) Blue | (RE) Red  
(WH) White | (YE) Yellow

Lengths (##): (01) 12" | (04) 4' | (05) 5' | (06) 6' | (08) 8'

- ◆ The **3708 Rumble Strip** is solid uni-body marker which eliminates any hollow areas that can crack or crush when impacted by vehicle.
- ◆ Ideal to delineate gores, bike and pedestrian lanes, and road shoulders to help prevent dangerous run-off-the-road accidents.
- ◆ Install with hot melt bitumen or 2-part epoxy.



## Recycled Rubber Speed Bumps & Parking Curbs



- ◆ Made of 100% recycled rubber tires
- ◆ Embedded reflective glass beads
- ◆ Removable, flexible, durable
- ◆ Installs with 14" rebar spikes (1/2" masonry bit required)



Stock#	Description	Size	Spikes	Weight
RPMRRSB48	Speed Bump	4' x 2.25" x 11"	3	35 lbs.
RPMRRSB72	Speed Bump	6' x 2.25" x 11"	5	52 lbs.
RPMRRPC6YEBK	Yellow Parking Curb	6' x 6" x 4.25"	4	38 lbs.
RPMRRPC6WHBK	White Parking Curb	6' x 6" x 4.25"	4	38 lbs.
RPMRRPC6BUBK	Handicap Blue Parking Curb	6' x 6" x 4.25"	4	38 lbs.
RPMRRRSPIKE	Rebar Spike Pointed	14"		1.22 lbs.



## Marker Adhesives

Stock#	Description	# Markers
RPMABITUMEN	Adhesive Bituminous - 55# Carton	165
RPMAPPOXYKITGAL02	Adhesive Epoxy Kit - 2 Gallon (1 ea A/B)	200
RPMAPPOXYKITGAL10	Adhesive Epoxy Kit - 10 Gallon (5 ea A/B)	1000
RPMAPPOXYKITQT02	Adhesive Epoxy Kit - 2 Quart (1 ea A/B)	50
RPMAPPOXYKITTUBE	Adhesive Epoxy Tube Kit (1 ea A/B)	8-12
RPMABUTYLPAD(XX)	Adhesive Butyl Single Pad - Sizes: (44) 4" x 4" (88) 8" x 8"   (8ROUND) 8" Diameter Round	1
RPMABUNDY(XX)5BOX	Bundy Thermoplastic Adhesive Size: 5" x 5"   Colors: (BK) Black   (BU) Blue (WH) White   (YE) Yellow	140

Stock#	Description	# Markers
RPMASBUNDYGY0239BOX	Super Bundy Thermoplastic Adhesive Size: 2" x 39"   Color: Grey	40
RPMASBUNDYGY8BOX	Super Bundy Thermoplastic Adhesive Size: 8" x 8"   Color: Grey	40
RPMASHOTSPOTBK5	Hotspot Thermoplastic Adhesive Size: 5" x 5"   Color: Black	1
RPMASHOTSPOT(XX)5BOX	Hotspot Thermoplastic Adhesive Size: 5" x 5"   Colors: (BK) Black   (BU) Blue (WH) White   (YE) Yellow	150
RPMASHOTSPOTBK8BOX	Hotspot Thermoplastic Adhesive Size: 8" x 8"   Color: Black	80



# Graphic Word & Symbol Stencils



1 Piece Stencil

Golf Cart  
RPM5033628GOLF  
36"x28" | 1/16" thick



1 Piece Stencil

Roller Blading In-Line Skating  
RPM5031620ROLLINSKT  
16"x20" | 1/16" thick



1 Piece Stencil

Baby & Stork  
RPM5034524STORK  
45"x24" | 1/16" thick



1 Piece Stencil

Baby & Carriage  
RPM5033236BABYCAR  
32"x36" | 1/16" thick



1 Piece Stencil

No Parking  
RPM503326NP  
26" Diameter | 1/8" thick




1 Piece Stencil

No Skateboards  
RPM50326NOSKT  
26" Diameter | 1/16" thick




1 Piece Stencil

Clean Up! Trash Your Trash  
RPM5031012TRASH  
10"x12" | 1/16" thick



Maltese Cross  
RPM5033737MALCROSS  
37"x37" | 1/8" thick



2 Piece Stencil

Fire Hydrant w/Arrow  
RPM5031833FIREHYDA  
18"x33" | 1/8" thick



2 Piece Stencil

Clean In Clean Out  
RPM5036060CLEAN  
60"x60" | 1/16" thick



1 Piece Stencil

No Roller Skating  
RPM503NOROLLBLADE  
26" Diameter | 1/16" thick



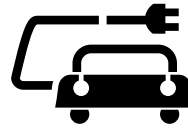
2 Piece Stencil

Speed Hump  
RPM5037272SPEEDHUMP  
72"x72" | 1/8" thick



2 Piece Stencil

Electric Charging Station/Parking Stalls  
RPM5034035ELECCHRG  
40"x35" | 1/8" thick



1 Piece Stencil

Electric Charging Station/Parking Stalls  
RPM5034344ELECCHRG  
43"x44" | 1/16" thick

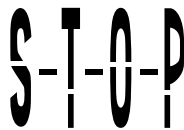


1 Piece Stencil

Alt Parking Stall  
RPM50346ALTPARKSTALL  
46" Diameter | 1/8" thick



STOP - Military Style  
RPM505(XX)MILITARYSTP  
(60) 60" | (96) 96" | 1/8" thick




S-T-O-P  
RPM50560STOP  
60" High | 1/8" thick



STOP  
RPM50596STOP  
96" High | 1/8" thick




YIELD  
RPM50536YIELD  
36" High | 1/8" thick




1 Piece Stencil

Sewer Grate  
RPM5032436SEWER  
24"x36" | 1/8" thick



Compact Car  
RPM5033630COMCAR  
36"x30" | 1/16" thick



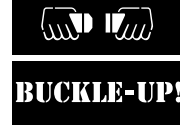
1 Piece Stencil

Motorcycle Parking  
RPM5033625MOTORPARK  
36"x25" | 1/8" thick




1 Piece Stencil

Electric Charging Station/Parking Stalls  
RPM50345ELECCHRG  
45" Diameter | 1/16" thick



Buckle-Up  
RPM5039628BUCKLE  
96"x28" | 1/8" thick



Barricade Stripe  
RPM5030672BS  
6"x72" | 1/8" thick



1 Piece Stencil

Electric Charging Station Parking Stalls  
RPM5032056ELECCHRG  
20"x56" | 1/8" thick




1 Piece Stencil

Low-Emitting & Fuel Efficient Vehicle  
RPM5034824LOWEMFUELV  
48"x24" | 1/8" thick




1 Piece Stencil

Compact Car  
RPM5033648COMCAR  
36"x48" | 1/8" thick



Circle  
RPM508XXCIRCLEPLAY  
Custom Size 4"-30" | 1/8" thick



Tic Tac Toe with 4 X's & 4 O's  
RPM5081212TTTKIT  
12"x12" | 1/8" thick



Child Running  
RPM5032548CRUN  
25"x48" | 1/8" thick




Pedestrian Crossing  
RPM5034060PEDCROSS  
36"x60" | 1/8" thick



1 Piece Stencil

No Pedestrians  
RPM50342NOPEDESTRIAN  
42" Diameter | 1/16" thick



1 Piece Stencil

Recycle  
RPM50336RECYCLE  
36" Diameter | 1/8" thick



1 Piece Stencil

No Smoking  
RPM50336NS  
36" Diameter | 1/8" thick



McDonald's Kit  
RPM503MCDONALDSKIT  
34" Letters | 42" Circles  
1/8" or 1/16" thick



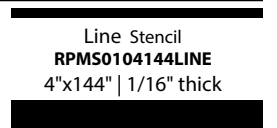
Leaf w/Roadway Low Emit Fuel  
RPM5033655LEAFROAD  
36"x55" | 1/16" thick



Double Leaf - Low Emitting Fuels  
RPM5034040DBLEAF  
40"x40" | 1/8" thick



Crosswalk Awareness  
RPM503(XX)LOOK  
(12) 12" or (16) 16" letters  
1/8" thick



Line Stencil  
RPM50104144LINE  
4"x144" | 1/16" thick  
Crosswalk Bar  
RPM501(XXXX)CROSSBAR  
24" or 36" x72" | 1/8" thick

## Federal Spec. Arrow Stencils

<p>Multi-Purpose 22" Straight Arrow <b>RPMS0222ARROWS</b> 1/8" thick</p>	<p>Multi-Purpose 24" Curved Arrow <b>RPMS0224ARROWC</b> 1/8" thick</p>	<p>1 Piece Stencil 5' Straight Arrow <b>RPMS0205ARROWS</b> 5' Curved Arrow <b>RPMS0205ARROWC</b> 1/8" thick</p>	<p>6' Curved &amp; Straight Arrow ALL 3 PCS <b>RPMS0206ARROWCS</b> 6' Straight Arrow - 2 PCS <b>RPMS0206ARROWS</b> 6' Curved Arrow - 2 PCS <b>RPMS0206ARROWC</b> 1/8" thick</p>	<p>Arrow A <b>RPMS0236ARROWASC</b> 36" L x 18" W x 10" wide tail (Both Straight &amp; Curve Arrow included) 1/8" thick Arrow B <b>RPMS0236ARROWBSC</b> 36" L x 24" W x 12" wide tail (Both Straight &amp; Curve Arrow included) 1/8" thick 48" Arrow C <b>RPMS0248ARROWCSC</b> 48" L x 24" W x 14" wide tail (Both Straight &amp; Curve Arrow included) 1/8" thick</p>
<p>Curved Arrow <b>RPMS0208ARROWCF</b> 72" x 8"   1/8" thick</p>	<p>Curved/Straight Combo Tail <b>RPMS021207ARROWCOMF</b> Size: 44" x 7"   1/8" thick</p>		<p>Straight Arrow <b>RPMS0295ARROWSF</b> 38" x 9.5"   1/8" thick</p>	
<p><b>RPMSPA0236ARROWC</b> Size: 36" x 144" 2 Piece Stencils 1/8" thick <b>PENNDOT Spec Arrows</b> <b>RPMSPA0220ARROWS</b> Size: 20" x 144" 2 Piece Stencils 1/8" thick</p>	<p>California Loop <b>RPMSCA01LOOPXXXX</b> (35 SIZES AVAILABLE) 1/8" thick</p>	<p>Lane Reduction Arrow <b>RPMS0218ARROWLRF</b> 18' long x 5'6" wide   1/8" thick</p>	<p>U-Turn Arrow <b>RPMS0208ARROWUF</b> 8' long x 9'2" wide   1/8" thick</p>	

## Universal Arrow Stencils

<p>8' Straight Arrow <b>RPMS0208ARROWS</b></p>	<p>8' Curved Arrow <b>RPMS0208ARROWC</b> 1/8" thick</p>	<p>4" Outlined Straight Arrow <b>RPMS0204ARROWSOUT</b> 1/8" thick</p>	<p>4" Outlined Curved Arrow <b>RPMS0204ARROWCOUT</b> 1/8" thick</p>	<p>Curved/Straight Arrow 6' Kit - 3PC <b>RPMS0206ARROWKIT3</b> Straight Arrow - 37" Curve Arrow - 43" 1/8" thick</p>
<p>Arrow Kit - 2PC <b>RPMS0242ARROWKIT2</b> 20" Wide x 42" High   1/8" thick</p>	<p>1 Piece Stencil 6' Straight Thin Arrow <b>RPMS0206ARROWST1</b></p>	<p>1 Piece Stencil 6' Arrow Combination <b>RPMS0206ARROWCOM</b> 1/8" thick</p>	<p>Universal Arrow Kit - 3PC <b>RPMS02ARROWKITU3</b> 1/8" thick</p>	
<p>Arrow Kit - 3PC <b>RPMS0275ARROWKIT3</b> 36" Wide x 90" High   1/8" thick</p>			<p>Curved/Straight Arrow Kit - 3PC <b>RPMS0322ARROWKITCOM3</b>   1/8" thick</p>	

# Word Stencils

4" High Letters	
RPMS0504COM	COMPACT
RPMS0504CUS	CUSTOMER
RPMS0504FIRE	FIRE
RPMS0504GUEST	GUEST
RPMS0504H	HANDICAP
RPMS0504LANE	LANE
RPMS0504LOAD	LOADING
RPMS0504MGR	MANAGER
RPMS0504MIN	MIN
RPMS0504ND	NO DIVING
RPMS0504NP	NO PARKING
RPMS0504NROLL	NO ROLLER BLADING
RPMS0504NR	NO RUNNING
RPMS0504ONLY	ONLY
RPMS0504P	PARKING
RPMS0504RESI	RESIDENT
RPMS0504RES	RESERVED
RPMS0504SKT	SKATEBOARDING
RPMS0504VIS	VISITOR
RPMS0504WFWIS	
<div> <div>WAIT FOR</div> <div>WALK SIGNAL</div> </div>	
RPMS0504ZONE	ZONE

6" High Letters	
RPMS0506ACC	ACCESSIBLE
RPMS0506COM	COMPACT
RPMS0506EXIT	EXIT
RPMS0506FIRE	FIRE
RPMS0506H	HANDICAP
RPMS0506LANE	LANE
RPMS0506LOAD	LOADING
RPMS0506ND	NO DIVING
RPMS0506NR	NO RUNNING
RPMS0506NSK	NO SKATEBOARDING
RPMS0506NS	NO SMOKING
RPMS0506NP	NO PARKING
RPMS0506ONLY	ONLY
RPMS0506P	PARKING
RPMS0506RES	RESERVED
RPMS0506SL	
<div> <div>STOP - LOOK</div> </div>	
RPMS0506VAN	VAN
RPMS0506VIS	VISITOR
RPMS0506ZONE	ZONE

8" High Letters	
RPMS0508ASST	ASST
RPMS0508CARS	CARS
RPMS0508CHIEF	CHIEF
RPMS0508COM	COMPACT
RPMS0508CUS	CUSTOMER
RPMS0508DOC	DOCTOR
RPMS0508FIRE	FIRE
RPMS0508H	HANDICAP
RPMS0508LANE	LANE
RPMS0508LOAD	LOADING
RPMS0508MGR	MGR
RPMS0508NP	NO PARKING
RPMS0508ONLY	ONLY
RPMS0508P	PARKING
RPMS0508PRES	PRESIDENT
RPMS0508RES	RESERVED
RPMS0508SEN	SENIOR
RPMS0508STA	STAND
RPMS0508TAXI	TAXI
RPMS0508VICE	VICE
RPMS0508VIS	VISITOR
RPMS0508ZONE	ZONE

10" High Letters	
RPMS0510ASST	ASST
RPMS0510CARS	CARS
RPMS0510CHIEF	CHIEF
RPMS0510COM	COMPACT
RPMS0510CUS	CUSTOMER
RPMS0510DOC	DOCTOR
RPMS0510FIRE	FIRE
RPMS0510H	HANDICAP
RPMS0510LANE	LANE
RPMS0510LOAD	LOADING
RPMS0510MGR	MANAGER
RPMS0510MGR	MGR
RPMS0510NP	NO PARKING
RPMS0510OW	ONE WAY
RPMS0510ONLY	ONLY
RPMS0510P	PARKING
RPMS0510PRES	PRESIDENT
RPMS0510RESC	RESERVED (CONDENSED)
RPMS0510RES	RESERVED
RPMS0510SEN	SENIOR
RPMS0510STA	STAND
RPMS0510STOP	STOP
RPMS0510TAXI	TAXI
RPMS0510VICE	VICE
RPMS0510VIS	VISITOR
RPMS0510ZONE	ZONE

9" High Letters	
<div> <div>1 Piece Stencil</div> <div>RPMS0509NP</div> </div>	NO PARKING
<div> <div>1 Piece Stencil</div> <div>RPMS0509SS</div> </div>	SLOW SPEED

12" High Letters	
RPMS0512COM	COMPACT
RPMS0512CUS	CUSTOMER
RPMS0512DO	DO
RPMS0512DRIVE	DRIVE
RPMS0512ENTER	ENTER
RPMS0512EXIT	EXIT
RPMS0512FIRE	FIRE
RPMS0512LANE	LANE
RPMS0512LOAD	LOADING
RPMS0512NO	NO
RPMS0512NOT	NOT
RPMS0512ONLY	ONLY
RPMS0512P	PARKING
RPMS0512RES	RESERVED
RPMS0512STOP	STOP
RPMS0512THRU	THRU
RPMS0512VIS	VISITOR
RPMS0512ZONE	ZONE

18" High Letters	
RPMS0518DO	DO
RPMS0518DRIVE	DRIVE
RPMS0518ENTER	ENTER
RPMS0518EXIT	EXIT
RPMS0518FIRE	FIRE
RPMS0518IN	IN
RPMS0518LANE	LANE
RPMS0518NO	NO
RPMS0518NOT	NOT
RPMS0518ONE	ONE
RPMS0518ONLY	ONLY
RPMS0518OUT	OUT
RPMS0518P	PARKING
RPMS0518STOP	STOP
RPMS0518THRU	THRU
RPMS0518WAY	WAY
RPMS0518ZONE	ZONE



RPMS0510OW




## 24" High Letters

RPMS0524NO	NO
RPMS0524P	PARKING
RPMS0524DO	DO
RPMS0524NOT	NOT
RPMS0524FIRE	FIRE
RPMS0524LANE	LANE
RPMS0524ZONE	ZONE
RPMS0524ENTER	ENTER
RPMS0524EXIT	EXIT
RPMS0524DRIVE	DRIVE
RPMS0524THRU	THRU
RPMS0524LOAD	LOADING
RPMS0524ONE	ONE
RPMS0524WAY	WAY
RPMS0524STOP	STOP
RPMS0524ONLY	ONLY
RPMS0524SLOW	SLOW
RPMS0524AHEAD	AHEAD

## 48" High Letters

1 & 2 Piece Stencils • Made from Durable 1/8" Poly Material



## Bicycle Lane Stencils



Bike Lane (no helmet)  
RPMS03(XXXX)BLANE  
(1733)17"x33" | (2448) 24"x48"  
1/8" thick



Bike Trail  
RPMS036540BTRAIL  
65"x40" | 1/8" thick



Bike Lane (w/helmet)  
RPMS0340(XX)BLANEH  
40"x(60)" or (72)" | 1/8" thick



Bicycle Diamond  
RPMS033672BICDIA  
36"x72" | 1/8" thick



Bike Shared Lane  
RPMS0340(XXX)SHAREBIC  
40" x (111)" or (69)" | 1/8" thick

2 Piece Stencil

## Railroad Stencils



X is 2 Piece Stencil

6' RR XING  
(PENNDOT SPEC)

"R" - RPMSPA0366RR  
"X" - RPMSPA03RRX

1/8" thick



X is 2 Piece Stencil

6' Fed "R" for Railroad XING  
RPMS0306RRXCROSSF

"X" for Railroad XING  
RPMS0320RRX

1/8" thick



X is 2 Piece Stencil

5' Fed "R" for Railroad XING  
RPMS0305RRXCROSS

"X" for Railroad XING  
RPMS0320RRX

8ft wide x 20 ft high  
1/8" thick

## Handicap/Disabled Stencils

12" x 18" ADA SYMBOLS • 6" Wording • 1 Piece Stencils  
• Made from Durable 1/8" Poly Material



RPMS05ADANP



RPMS05ADAVAN



RPMS05ADAHP



Active Handicap - 1/8" thick  
RPMS033628H | 36"x28"

Active Handicap (NY SPEC)  
RPMSNY034536H | 45"x36"  
1/8" thick



Walmart ADA Handicap  
RPMS08472WALADAH2  
(8472) 84"x72"  
1/8" thick

2 Piece Stencil



RPMS032032HB20"x32" Handicap Symbol w/Border

Stencils are 1/8" thick



RPMS031812H1  
RPMS033224H2  
RPMS034133H25  
RPMS034236H35

12"x18" Handicap Symbol (1.25" Stroke)  
32"x24" Handicap Symbol (2" stroke)  
41"x33" Handicap Symbol (2.5" stroke)  
42"x36" Handicap Symbol (3.5" stroke)

Stencils are 1/8" thick



## Choose from one of the 3 most popular Tubular Markers



- ◆ **RPOFDSNTM236WH2W**  
White Body/White Sheeting
- ◆ **RPOFDSNTM236WH2Y**  
White Body/Yellow Sheeting
- ◆ **RPOFDSNTM236YE2Y**  
Yellow Body/Yellow Sheeting

### Standard Features:

Surface Mount Base  
w/One Pin System, 2.25" OD tube,  
36" tall Marker and 2 HIP reflective bands.

*Option: use one of our Easy Order Checklists found below to customize your order.*

Tubular Markers and Tube Delineators are highly visible day or night, remain flexible at extreme temperatures, and return upright after impact. Approved by most state DOT's.



Ground Mount Tube Delineator



Surface Mount Tube Delineator



Ground Mount Tubular Marker



Surface Mount Tubular Marker

## Easy Order Checklist - Standard Options

Follow the steps below to build your own standard tubular marker or tube delineator to suit your specific needs.

### STEP 1 Choose a Mounting Style

- ☐ **Ground Mount Base** - 2-Part System: 1. Drivable Ground Anchor and 2. Replaceable Flex Delineator
- ☐ **Surface Mount Base** - One Pin System: Simple installation base is included with replaceable tube for low maintenance cost.

### STEP 2 Choose a Tube Style

- ☐ **Tubular Marker** - 2.25" OD tube for use as a channelizing device. Comes with 2 HIP reflective stripes.
- ☐ **Tubular Marker** - 3" OD tube for use as a channelizing device. Comes with 2 HIP reflective stripes. (available in 36" height only)
- ☐ **Tube Delineator** - 2.25" OD tube for use as a delineator. Comes with 3" x 12" HIP reflective decals.

### STEP 3 Choose a Height

Height: ☐ 28" ☐ 36" ☐ 42" ☐ 48"

### STEP 4 Choose a Tube Color

Body Color: ☐ White ☐ Yellow ☐ Orange

### STEP 5 Choose HIP Reflective Color

#### Tube Delineators

Side 1: ☐ White ☐ Yellow ☐ Orange

Side 2: ☐ NONE ☐ White ☐ Yellow ☐ Orange

#### Tubular Markers

2 Bands: ☐ White ☐ Yellow

☐ Orange

### In accordance with MUTCD Tubular Markers versus Tube Delineators

**Delineator:** a retroreflective device mounted on the roadway surface or at the side of the roadway in a series to indicate the alignment of the roadway, especially at night or in adverse weather.

**Tubular Markers** may be effectively used for emphasis of pavement marking patterns including • opposing lane dividers of traffic • dividing traffic when two or more lanes are kept open in the same direction • channelizing traffic in exit only applications • urban turn restrictions • indicating changes of alignment in the roadway • delineating edge of pavement drop off where space limitations do not allow the use of larger systems.

- ◆ Shall be made of a material that can be struck without causing vehicle damage.
- ◆ Day and low speed roadways (40 MPH or less). Requirements: 18" minimum height with at least (1) one 3" retro-reflective stripe.
- ◆ Night and high speed roadways (45 MPH or higher) Requirements: 28" minimum height with (2) two retro-reflective stripes that are between 2" - 3" wide.
- ◆ Channelizer Stripes shall begin 2" from the top and have 2" - 6" between stripes
- ◆ Marker Tube Diameter shall be a minimum of 2" with 2" - 3" outside diameters being the most common.
- ◆ Tubular Markers shall have permanently affixed bases or have weighted portable bases.
- ◆ Lane separators shall be crashworthy.
- ◆ In TTC work zones, Tubular Markers should only be used where space restrictions do not allow more visible devices.

#### Helpful Hint:

- ◆ White Reflective Sheeting separates same direction traffic flow or supplements right edge white lines.
- ◆ Yellow Reflective Sheeting separates opposite direction traffic flow or supplements left edge yellow lines.

Patented reactive spring system allows markers to withstand multiple impacts. The premium level of durability translates into an extended life cycle, decreased product maintenance costs, and reduced labor/personnel service demands.

**IMPACT recovery  
SYSTEMS™**



Tube Delineators

Tubular Markers

## PART 2: Easy Order Checklist - Mounting Bases



## PART 1: Easy Order Checklist - Premium Tops

Follow the steps below to **build your own multi-purpose premium tubular marker or tube delineator** to suit your specific needs.

### STEP 1 Choose a Tube Style

- ☐ **Tubular Marker** - 2.375" OD tube for use as a channelizing device. Short squeezed top keeps out weather and debris. Comes with 2 bands of HIP reflective stripes.
- ☐ **Tube Delineator** - 2.375" OD tube is flattened into a long squeezed top for use as a delineator. Comes with 1 or 2, 3" x 12" HIP reflective decals.

*NOTE: The 2.375" Multi-Purpose Post is most commonly used with 3" and 4" TuffPost also available.*

### STEP 2 Choose a Height

Height: ☐ 36" ☐ 48"

### STEP 3 Choose a Tube Color

Body Color: ☐ White ☐ Yellow ☐ Orange

### STEP 4 Choose a Reflective Color

#### Tube Delineators

Side 1: ☐ White ☐ Yellow ☐ Orange

Side 2: ☐ NONE ☐ White ☐ Yellow ☐ Orange

#### Tubular Markers

2 Bands: ☐ White ☐ Yellow

☐ Orange

### STEP 5 Choose a Mounting Style

Mounting Style: ☐ Fixed ☐ Quick Release ☐ Drivable



*Features Impact Recovery System's exclusive patented, anti-twist reactive spring system.*

#### Bases & Accessories for Quick Release Mounting Style

- ☐ **Quick Release Base** - Surface Mount  
**Body Color:** ☐ Black ☐ Yellow ☐ White
- ☐ **Portable One Base** - 100% Recycled Rubber
- ☐ **Anchor Kit** includes 4 lag screws (installs 1 base)  
*See Marker Adhesives on page 105 for alternate anchor systems.*
- ☐ **Quick Release Replacement Pin**
- ☐ **Quick Release Lane Separator** - 40" long  
**Curb Style:** ☐ Tuff Curb ☐ Tuff Curb XLP  
**Body Color:** ☐ White ☐ Yellow  
**Reflectors:** ☐ 2-Way Red/White ☐ 1 Way White  
☐ 2-Way White/White ☐ 2-Way Yellow/Yellow
- ☐ **Lane Separator Tuff Curb End Cap** - 18" long  
**Body Color:** ☐ White ☐ Yellow

#### Bases & Accessories for Fixed Mounting Style

- ☐ **Fixed Base** - Surface Mount **Body Color:** ☐ Black ☐ Yellow ☐ White
- ☐ **Anchor Kit** includes 4 lag screws (installs 1 base)  
*See Marker Adhesives on page 105 for alternate anchor systems.*
- ☐ **Fixed Lane Separator** - 40" long  
**Curb Style:** ☐ Tuff Curb ☐ Tuff Curb XLP  
**Body Color:** ☐ White ☐ Yellow  
**Reflectors:** ☐ 2-Way Red/White ☐ 1 Way White  
☐ 2-Way White/White ☐ 2-Way Yellow/Yellow
- ☐ **Lane Separator Tuff Curb End Cap** - 18" long  
**Body Color:** ☐ Yellow ☐ White

#### Bases for Drivable Mounting Style

- ☐ **Drivable Base** - Ground Mount



## Custom Products Corporation

P.O. Box 54091  
Jackson, MS 39288-4091  
www.cpcsigns.com



PRST STD  
U.S. Postage  
**PAID**  
Custom Products  
Corporation

PARKING-CAT16



find us on social media



CPCGo! - mobile app

### Mail:

P.O. Box 54091  
Jackson, MS 39288-4091

### Shipping:

1120 Flowood Dr.  
Jackson, MS 39232

### EMAIL

sales@cpcsigns.com



### HOURS OF OPERATION

7:30 am - 5:00 pm CST

### Sales:

1-800-367-1492 (Voice)  
1-601-932-5854 (Voice)  
1-800-206-3444 (Fax)  
1-601-932-7178 (Fax)

### WEBSITE

www.cpcsigns.com