



1-800-367-1492 • [www.cpcsigns.com](http://www.cpcsigns.com)

# CUSTOM STREET NAME PACKAGES, SYSTEMS & COMPONENTS





# PRE-DESIGNED PACKAGES












# OXFORD



The Oxford Packages are based on our original and most popular ornamental system.

*Pre-designed packages save time and money.*

*NOTE: All Signs come standard with High Intensity Prismatic (HIP) sheeting. All Street Name Signs come standard as a Flat, Double-Faced Sign Blade. Bases, Posts, Brackets and Hardware are powder coated semi-gloss black for an elegant look.*

4-Way Intersection Package Options		Standard Ground Mount Package Codes	Special Ground Mount* Package Codes
Post System with Stop Sign & (2) 30" Blades	 For use on low volume roads with Speed Limits of 25 MPH or less	<b>O40100</b>	<b>O41100</b>
Post System with (2) 30" Blades		<b>O40200</b>	<b>O41200</b>
Post System with Stop Sign & (2) 36" Blades	 For use on higher volume, conventional roads with Speed Limits over 25 MPH	<b>O40150</b>	<b>O41150</b>
Post System with (2) 36" Blades		<b>O40250</b>	<b>O41250</b>
Traffic Sign Package Options		Standard Ground Mount Package Codes	Special Ground Mount* Package Codes
Post System with 30" STOP Sign		<b>O40300</b>	<b>O41300</b>
Post System with 36" YIELD Sign		<b>O40400</b>	<b>O41400</b>
Post System with 30" Warning Sign (Specify MUTCD Sign Code)		<b>O40500</b>	<b>O41500</b>
Post System with 24" x 30" SPEED LIMIT Sign (Specify Speed)		<b>O40650</b>	<b>O41650</b>
Post System with 12" x 18" Parking Sign (Specify Sign Legend)	  	<b>O40700</b>	<b>O41700</b>


\*Specify Special Ground Mount

ITEM CODE	Ground Type
RPORZVR1P330RNC	New Concrete
RPORZVR330R	Soft Soil
RPORZVR330RC	Existing Concrete
OPOR3SSMWBK	Surface Mount Welded Plate






# OXFORD

3" Round Steel Post  
**OPOR35(XX)14BK**

Package Posts come in pre-determined 10', 12' or 14' lengths that ensure your signs meet the Federal mounting height requirements. Posts are pre-drilled to eliminate field drilling!




Post Base - **OPOZBR39993BK**  
(includes 2 set screws)

## Post System



The Post Base Slipover Cover is a clever one piece design that fits the **OPOZBR39993BK** base. Covers the exposed hardware of a Surface Mount Welded Plate.

**ADD ON** Sold Separately from packages.  
**OPOZBRZUNBK**



Dogwood Sign Arm Brackets  
**OSIZ4UN(J/C)DOGWDLDBK**  
J - 30" C - 36"  
(2 brackets included in package)

## Sign Brackets



Black Torx Head Screws  
**OZHRHBTH140**  
(included with sign arm brackets for mounting 2 bent lip design street name signs to sign arm brackets)

## Hardware Set




Round Post Anchor Plate  
**BA080APLATE238**  
(keeps post from rotating)



Self Tapping Metal Screw  
**RH141HEX**  
(2 screws included in package)

## Standard Ground Mount



**RPORZVR1P330RNC**  
New Concrete

**RPORZVR330R**  
Soft Soil

**RPORZVR330RC**  
Existing Concrete

## Breakaway Mount



**OPOR35SMWBK**  
Surface Mount Welded Plate


## Surface Mount





Spear Finial  
**OPOZFR39516MDBK**  
(includes 3 black set screws)


## Finial


Double-Sided Sign Blades  
**OSI41001(J/C)HWH** J - 30" x 11" | C - 36" x 13.5"  
White High Intensity Sheeting  
(2 sign blades included in package)  
Choose Standard Color Scheme (X)

☐ (A)  
  
 White on Green

☐ (B)  
  
 White on Blue

☐ (C)  
  
 White on Brown

☐ (D)  
  
 Black on White


☐ (E)  
  
 White on Black

## Sign Blades




Hardware Set **OZHRH03**  
(Set of 4 for mounting 2 sign brackets to post)


## Hardware Set




30" x 30"  
STOP Sign  
**S3030R11HA**  
HIP Sheeting




36" x 36" x 36"  
YIELD Sign  
**S3636R12HA**  
HIP Sheeting



30" x 30"  
Warning Sign  
**S3030(XXX)HA**  
HIP Sheeting  
\*Specify Legend



24" x 30"  
SPEED LIMIT Sign  
**S2430R21(XX)HA**  
HIP Sheeting  
\*Specify Speed




12" x 18"  
Parking Sign  
**S1218(XXXX)HA**  
HIP Sheeting  
\*Specify Legend

## Traffic Signs




U-Bolt Clamps  
**OTSBR3UBCLAMP3BK**  
(Set of 2 included in each package for mounting traffic sign to post)


## U-Bolt Clamps




30" x 30"  
Steel Frame  
**OTSBF30300BK**




36" x 36" x 36"  
Steel Frame  
**OTSBF3636TBK**



30" x 30"  
Steel Frame  
**OTSBF3030DBK**



24" x 30"  
Steel Frame  
**OTSBF2430BK**



12" x 18"  
Steel Frame  
**OTSBF1218BK**

## Traffic Sign Frames



**RH141HEXSETTER**  
Driver For Self-Tapping Screws

**Installation Tools**  
*SOLD Separately*



**RHBSKT100**  
Allen Wrench Tool For Set Screws

Extension **RHBTHB3**



Torx Head Screw Bit  
**RHBTHB14**

# PRE-DESIGNED PACKAGES

# VICKSBURG



\*Specify Special Ground Mount










ITEM CODE	Ground Type
RPORZVR1P330RNC	New Concrete
RPORZVR330R	Soft Soil
RPORZVR330RC	Existing Concrete
OPOR3ASMWBK	Surface Mount Welded Plate

Utilize the versatile round post sign panel brackets (page 55) to mount wayfinding signs between round posts. A triangle display shown using the Vicksburg components with sign panel brackets added.

The Vicksburg Packages provide a unique and stark contrast to the other package design options.

*Pre-designed packages save time and money.*

*NOTE: All Signs come standard with High Intensity Prismatic (HIP) sheeting. All Street Name Signs come standard as a Flat, Double-Faced Sign Blade. Bases, Posts, Brackets and Hardware are powder coated semi-gloss black for an elegant look.*

4-Way Intersection Package Options		Standard Ground Mount Package Codes	Special Ground Mount* Package Codes
Post System with Stop Sign & (2) 6" x 36" Blades	 For use on low volume roads with Speed Limits of 25 MPH or less	030100	031100
Post System with (2) 6" x 36" Blades		030200	031200
Post System with Stop Sign & (2) 9" x 36" Blades	 For use on higher volume, conventional roads with Speed Limits over 25 MPH	030150	031150
Post System with (2) 9" x 36" Blades		030250	031250
Traffic Sign Package Options		Standard Ground Mount Package Codes	Special Ground Mount* Package Codes
Post System with 30" STOP Sign		030300	031300
Post System with 36" YIELD Sign		030400	031400
Post System with 30" Warning Sign (Specify MUTCD Sign Code)		030500	031500
Post System with 24" x 30" SPEED LIMIT Sign (Specify Speed)		030650	031650
Post System with 12" x 18" Parking Sign (Specify Sign Legend)	  	030700	031700





## VICKSBURG




Package Posts come in pre-determined 10', 12' or 14' lengths that ensure your signs meet the Federal mounting height requirements. Posts are pre-drilled to eliminate field drilling!

3" Round Fluted Aluminum Post  
**OPOR3AF(XX)125BK(P3)**




Post Base  
**OPOZBR35B33BK**

## Post System



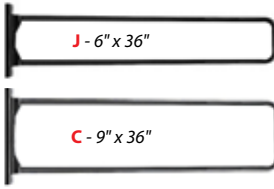
The Post Base Slipover Cover is a clever one piece design that fits the **OPOZBR35B33BK** base. Covers the exposed hardware of a Surface Mount Welded Plate.

ADD  
ON Sold Separately  
from packages.  
**OPOZBRZUNBK**



J - 6" x 6"  
C - 9" x 9"

Logo Trim Bracket  
**OSIZ3UN(J/C)TRIMLOGOBK**  
(2 brackets included in package)



J - 6" x 36"  
C - 9" x 36"

Sign Trim Bracket  
**OSIZ3UN(J/C)TRIM36BK**  
(2 brackets included in package)

## Sign Brackets




Round Post Anchor Plate  
**BA080APLATE238**  
(keeps post from rotating)



Self Tapping Metal Screw  
**RH141HEX**  
(2 screws included in package)

## Standard Ground Mount



**RPORZVR1P330RNC**  
New Concrete

**RPORZVR330R**  
Soft Soil

**RPORZVR330RC**  
Existing Concrete

## Breakaway Mount



**OPOR3ASMWBK**  
Surface Mount  
Welded Plate

## Surface Mount



Ball Finial  
**OPOZFR3FINB3BK**  
(includes 3 black set screws)

## Finial

Sign Blades **M2AH(X)D(0636)SBM42N** - 6" x 36" | Sign Blades **M2AH(X)D(0936)TBM63N** - 9" x 36"  
Sign Logo Blades **OSI3(J/C)LOGOHWH** - (J) 6" x 6" | (C) 9" x 9"  
Double-Sided | White High Intensity Sheeting  
(2 sign blades & 2 logo plaques included in package)  
Choose Standard Color Scheme (X)

 (C) **White on Brown**


 (D) **Black on White**

 (A) **White on Green**

 (B) **White on Blue**


 (E) **White on Black**

## Sign Blades




Hardware Set **OZHRH03L3**  
(Set of 4 for mounting 2 sign brackets to post)


## Hardware Set




30" x 30"  
STOP Sign  
**S3030R11HA**  
HIP Sheeting




36" x 36" x 36"  
YIELD Sign  
**S3636R12HA**  
HIP Sheeting



30" x 30"  
Warning Sign  
**S3030(XXX)HA**  
HIP Sheeting  
*\*Specify Legend*



24" x 30"  
SPEED LIMIT Sign  
**S2430R21(XX)HA**  
HIP Sheeting  
*\*Specify Speed*




12" x 18"  
Parking Sign  
**S1218(XXXX)HA**  
HIP Sheeting  
*\*Specify Legend*

## Traffic Signs




U-Bolt Clamps  
**OTSBR3UBCLAMP3BK**  
(Set of 2 included in each package for mounting traffic sign to post)


## U-Bolt Clamps




33" x 33"  
Aluminum Plate  
**OTSBP30300BK**




39" x 39" x 39"  
Aluminum Plate  
**OTSBP3636TBK**



33" x 33"  
Aluminum Plate  
**OTSBP3030DBK**



27" x 33"  
Aluminum Plate  
**OTSBP2430BK**



15" x 21"  
Aluminum Plate  
**OTSBP1218BK**

## Traffic Sign Backers



**RH141HEXSETTER**  
Driver For Self-Tapping Screws

**Installation Tools**  
**SOLD Separately**



**RHBSKT100**  
Allen Wrench Tool  
For Set Screws

# PRE-DESIGNED PACKAGES

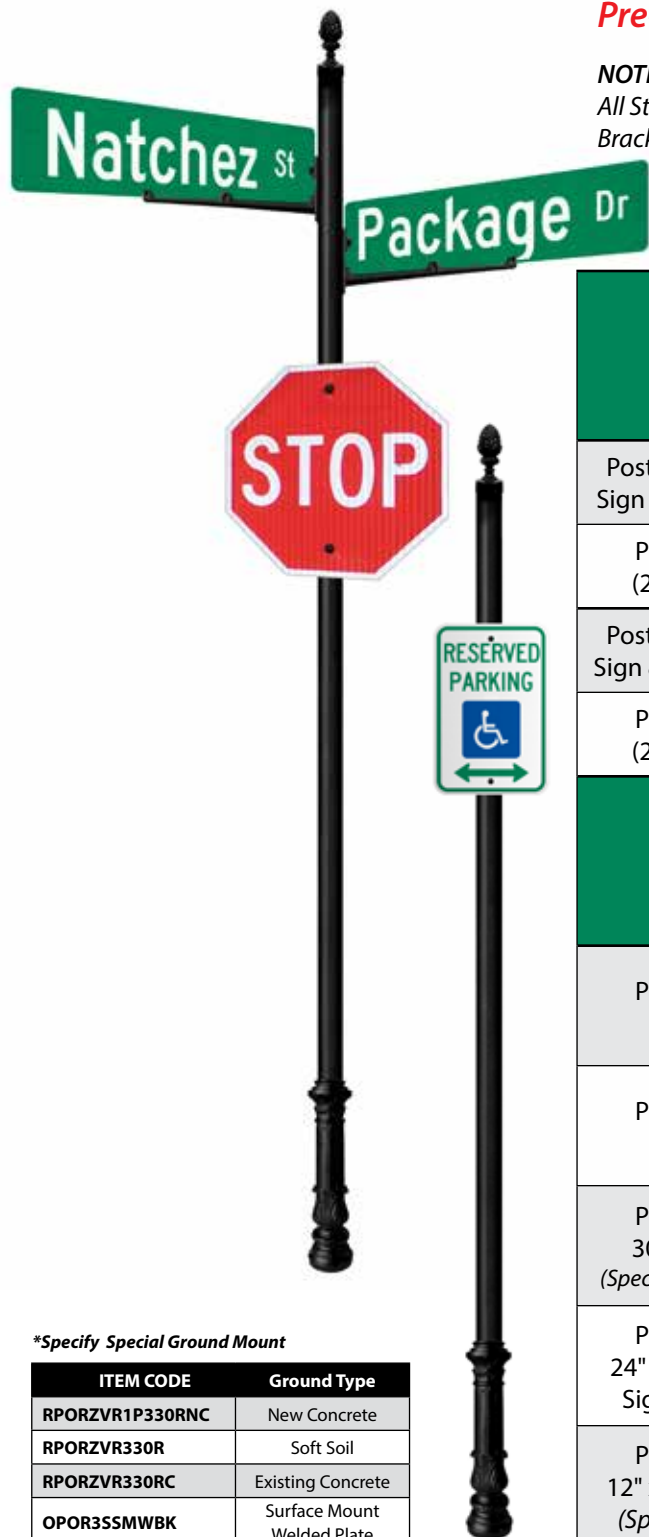











# NATCHEZ

The Natchez Packages are the simplistic, sleek and modern version of the Oxford Packages.

*Pre-designed packages save time and money.*

**NOTE:** All Signs come standard with High Intensity Prismatic (HIP) sheeting.  
All Street Name Signs come standard as a Flat, Double-Faced Sign Blade. Bases, Posts, Brackets and Hardware are powder coated semi-gloss black for an elegant look.



4-Way Intersection Package Options		Standard Ground Mount Package Codes	Special Ground Mount* Package Codes
Post System with Stop Sign & (2) 6" x 30" Blades	 For use on low volume roads with Speed Limits of 25 MPH or less	<b>O20100</b>	<b>O21100</b>
Post System with (2) 6" x 30" Blades		<b>O20200</b>	<b>O21200</b>
Post System with Stop Sign & (2) 9" x 36" Blades	 For use on higher volume, conventional roads with Speed Limits over 25 MPH	<b>O20150</b>	<b>O21150</b>
Post System with (2) 9" x 36" Blades		<b>O20250</b>	<b>O21250</b>
Traffic Sign Package Options		Standard Ground Mount Package Codes	Special Ground Mount* Package Codes
Post System with 30" STOP Sign		<b>O20300</b>	<b>O21300</b>
Post System with 36" YIELD Sign		<b>O20400</b>	<b>O21400</b>
Post System with 30" Warning Sign (Specify MUTCD Sign Code)		<b>O20500</b>	<b>O21500</b>
Post System with 24" x 30" SPEED LIMIT Sign (Specify Speed)		<b>O20650</b>	<b>O21650</b>
Post System with 12" x 18" Parking Sign (Specify Sign Legend)	  	<b>O20700</b>	<b>O21700</b>

\*Specify Special Ground Mount

ITEM CODE	Ground Type
RPORZVR1P330RNC	New Concrete
RPORZVR330R	Soft Soil
RPORZVR330RC	Existing Concrete
OPOR3SSMBWK	Surface Mount Welded Plate







## NATCHEZ

3" Round  
Steel Post**OPOR35(XX)14BK(P2)**

Package Posts come in pre-determined 10', 12' or 14' lengths that ensure your signs meet the Federal mounting height requirements. Posts are pre-drilled to eliminate field drilling!

Post Base - **OPOZBR39993BK**  
(includes 2 set screws)

Post System



The Post Base Slipover Cover is a clever one piece design that fits the **OPOZBR39993BK** base. Covers the exposed hardware of a Surface Mount Welded Plate.

**ADD ON** Sold Separately from packages.  
**OPOZBRZUNBK**



Cantilever Wing Brackets  
**OSIZ2UNCT800BK** - 24" Long  
(2 brackets and black set screws included in package)

Sign Brackets



Round Post  
Anchor Plate  
**BA080APLATE238**  
(keeps post from rotating)



Self Tapping  
Metal Screw  
**RH141HEX**  
(2 screws included in package)

Standard  
Ground Mount

**RPORZVR1P330RNC**  
New Concrete  
**RPORZVR330R**  
Soft Soil  
**RPORZVR330RC**  
Existing Concrete

Breakaway  
Mount

**OPOR35SMWBK**  
Surface Mount  
Welded Plate

Surface  
Mount

Pineapple Finial  
**OPOZFR3657MDBK**  
(includes 3 black set screws)

Finial

Sign Blades **M2AH(X)D0630SBM42N** - 6" x 30"  
Sign Blades **M2AH(X)D0936SBM63N** - 9" x 36"  
Double-Sided | White HIP  
(2 sign blade sets included in package)  
Choose Standard Color Scheme (X)

☐ (C)

White on Brown

☐ (A)

White on Green

☐ (D)

Black on White

☐ (B)

White on Blue

☐ (E)

White on Black

Sign Blades



Hardware Set **OZHRH03**  
(Set of 4 for mounting  
2 sign brackets to post)

Hardware Set



30" x 30"  
STOP Sign  
**S3030R11HA**  
HIP Sheeting



36" x 36" x 36"  
YIELD Sign  
**S3636R12HA**  
HIP Sheeting



30" x 30"  
Warning Sign  
**S3030(XXX)HA**  
HIP Sheeting  
*\*Specify Legend*



24" x 30"  
SPEED LIMIT Sign  
**S2430R21(XX)HA**  
HIP Sheeting  
*\*Specify Speed*




12" x 18"  
Parking Sign  
**S1218(XXXX)HA**  
HIP Sheeting  
*\*Specify Legend*

Traffic Signs




U-Bolt Clamps  
**OTSBRZ3UBCLAMP3BK**  
(Set of 2 included in each  
package for mounting  
traffic sign to post)


U-Bolt Clamps



30" x 30"  
Laminated Vinyl Backer  
**OTSBL3030BK**




36" x 36" x 36"  
Laminated Vinyl Backer  
**OTSBL3636BK**



30" x 30"  
Laminated Vinyl Backer  
**OTSBL3030BK**



24" x 30"  
Laminated Vinyl Backer  
**OTSBL2430BK**



12" x 18"  
Laminated Vinyl Backer  
**OTSBL1218BK**

Traffic Sign Backers



**RH141HEXSETTER**  
Driver For Self-Tapping Screws

**Installation Tools**  
**SOLD Separately**



**RHBSKT100**  
Allen Wrench Tool  
For Set Screws



# PRE-DESIGNED PACKAGES










# CLARKSDALE



The Clarksdale Packages are our most cost-effective ornamental packages.

*Pre-designed packages save time and money.*

**NOTE:** All Signs come standard with High Intensity Prismatic (HIP) sheeting. All Street Name Signs come standard as a Flat, Double-Faced Sign Blade. Bases, Posts, Brackets and Hardware are powder coated semi-gloss black for an elegant look.

4-Way Intersection Package Options		Standard Ground Mount Package Codes	Special Ground Mount* Package Codes
Post System with Stop Sign & (2) 6" x 30" Blades	 For use on low volume roads with Speed Limits of 25 MPH or less	<b>010100</b>	<b>011100</b>
Post System with (2) 6" x 30" Blades		<b>010200</b>	<b>011200</b>
Post System with Stop Sign & (2) 9" x 36" Blades	 For use on higher volume, conventional roads with Speed Limits over 25 MPH	<b>010150</b>	<b>011150</b>
Post System with (2) 9" x 36" Blades		<b>010250</b>	<b>011250</b>
Traffic Sign Package Options		Standard Ground Mount Package Codes	Special Ground Mount* Package Codes
Post System with 30" STOP Sign		<b>010300</b>	<b>011300</b>
Post System with 36" YIELD Sign		<b>010400</b>	<b>011400</b>
Post System with 30" Warning Sign (Specify MUTCD Sign Code)		<b>010500</b>	<b>011500</b>
Post System with 24" x 30" SPEED LIMIT Sign (Specify Speed)		<b>010650</b>	<b>011650</b>
Post System with 12" x 18" Parking Sign (Specify Sign Legend)	  	<b>010700</b>	<b>011700</b>

\*Specify Special Ground Mount

ITEM CODE	Ground Type
RPORZVR1P330RNC	New Concrete
RPORZVR330R	Soft Soil
RPORZVR330RC	Existing Concrete
OPOR3ASMWBK	Surface Mount Welded Plate



Available in Post Sizes



# PRE-DESIGNED PACKAGE COMPONENTS

# CLARKSDALE





Package Post come in pre-determined 10', 12' or 14' length that ensure the signs meet Federal mounting height requirements.

**3" Round Fluted Aluminum Post**  
**OPOR3AF(XX)125BK**



**Post Base**  
**OPOZBR3SB33BK**

**Post System**

The Post Base Slipover Cover is a clever one piece design that fits the **OPOZBR3SB33BK** base. Covers the exposed hardware of a Surface Mount Welded Plate.

**ADD ON** Sold Separately from packages.  
**OPOZBRZUNBK**



(Sign brackets include black set screws)

**5.5" Crosspiece**  
**OSIZ1CRP990FBK**



**5.5" Round Post Cap**  
**OSIZ1R3P993FBK**



**12" Crosspiece**  
**OSIZ1CRJ412CFBK**



**12" Round Post Cap**  
**OSIZ1R3J412RFBK**

**Sign Brackets**




**Round Post Anchor Plate**  
**BA080APLATE238**  
(keeps post from rotating)



**Self Tapping Metal Screw**  
**RH141HEX**  
(2 screws included in package)

**Standard Ground Mount**



**RPORZVR1P330RNC**  
New Concrete

**RPORZVR330R**  
Soft Soil

**RPORZVR330RC**  
Existing Concrete

**Breakaway Mount**



**OPOR3ASMWBK**  
Surface Mount Welded Plate

**Surface Mount**



**Closure Cap**  
**OPOZFR3CPCLCAP30BK**  
for Traffic Sign Post System  
(includes black set screws)

**Closure Cap**

Sign Blades **M2AH(X)D0630SBM42N** - 6" x 30"  
Sign Blades **M2AH(X)D0936SBM63N** - 9" x 36"  
Double-Sided | White HIP  
(2 sign blades included in package)  
**Choose Standard Color Scheme (X)**

☐ (A) **White on Green**

☐ (B) **White on Blue**

☐ (C) **White on Brown**

☐ (D) **Black on White**


☐ (E) **White on Black**

**Sign Blades**




**Decorative Top Finial**  
**OPOZF1317FBK**  
(includes black set screw)


**Decorative Top Finial**




**30" x 30"**  
**STOP Sign**  
**S3030R11HA**  
HIP Sheeting




**36" x 36" x 36"**  
**YIELD Sign**  
**S3636R12HA**  
HIP Sheeting



**30" x 30"**  
**Warning Sign**  
**S3030(XXX)HA**  
HIP Sheeting  
*\*Specify Legend*



**24" x 30"**  
**SPEED LIMIT Sign**  
**S2430R21(XX)HA**  
HIP Sheeting  
*\*Specify Speed*




**12" x 18"**  
**Parking Sign**  
**S1218(XXXX)HA**  
HIP Sheeting  
*\*Specify Legend*

**Traffic Signs**




**U-Bolt Clamps**  
**OTSBZR3UBCLAMP3BK**  
(Set of 2 included in each package for mounting traffic sign to post)


**U-Bolt Clamps**




**30" x 30"**  
**Laminate Vinyl Backer**  
**OTSBL3030BK**




**36" x 36" x 36"**  
**Laminate Vinyl Backer**  
**OTSBL3636BK**



**30" x 30"**  
**Laminate Vinyl Backer**  
**OTSBL3030BK**



**24" x 30"**  
**Laminate Vinyl Backer**  
**OTSBL2430BK**



**12" x 18"**  
**Laminate Vinyl Backer**  
**OTSBL1218BK**

**Traffic Sign Backers**



**RH141HEXSETTER**  
Driver For Self-Tapping Screws

**Installation Tools**  
**SOLD Separately**



**RHBSKT100**  
Allen Wrench Tool  
For Set Screws

# PRE-DESIGNED PACKAGES



# TUPELO

The Tupelo Packages are the only packages that utilize a Square Post, plus Sign Panel Brackets and Deluxe Pyramid Caps to create a unique Wing Bracket Mount Package. The Sign Panel Bracket allows Wing Mounting or Double Post and Panel Mounting options.










*Pre-designed packages save time and money.*

*NOTE: All Signs come standard with High Intensity Prismatic (HIP) sheeting. All Street Name Signs come standard as a Flat, Double-Faced Sign Blade. Bases, Posts, Brackets and Hardware are powder coated semi-gloss black for an elegant look.*



*\*Specify Special Ground Mount*

ITEM CODE	Ground Type
RPOSZVS3400S	Soft Soil
OPOR3ASMWBK	Surface Mount Welded Plate

4-Way Intersection Package Options		Standard Ground Mount Package Codes	Special Ground Mount* Package Codes
Post System with Stop Sign & (2) 6" x 30" Blades		O60100	O61100
Post System with (2) 6" x 30" Blades	For use on low volume roads with Speed Limits of 25 MPH or less	O60200	O61200
Post System with Stop Sign & (2) 9" x 30" Blades		O60150	O61150
Post System with (2) 9" x 30" Blades	For use on higher volume, conventional roads with Speed Limits over 25 MPH	O60250	O61250
Traffic Sign Package Options		Standard Ground Mount Package Codes	Special Ground Mount* Package Codes
Post System with 30" STOP Sign		O60300	O61300
Post System with 36" YIELD Sign		O60400	O61400
Post System with 30" Warning Sign (Specify MUTCD Sign Code)		O60500	O61500
Post System with 24" x 30" SPEED LIMIT Sign (Specify Speed)		O60650	O61650
Post System with 12" x 18" Parking Sign (Specify Sign Legend)	  	O60700	O61700






Available in Post Sizes

# PRE-DESIGNED PACKAGE COMPONENTS




# TUPELO





3" Smooth  
Square Aluminum Post  
**OPOS3A(XX)125BKPO**



Post Base  
**OPOZBS35BQ13BK**


Package Posts come in pre-determined 10', 12' or 14' lengths that ensure your signs meet the Federal mounting height requirements.

**Post System**




Sign Panel Brackets  
**OSIZ5SPS3BK**  
(2 brackets and black set screws included in package)

**Sign Brackets**



Galvanized  
Anchor Plate  
**BA080APLATEUCH**  
(keeps post from rotating)



Self Tapping  
Metal Screw  
**RH141HEX**  
(2 screws included in package)

**Standard Ground Mount**



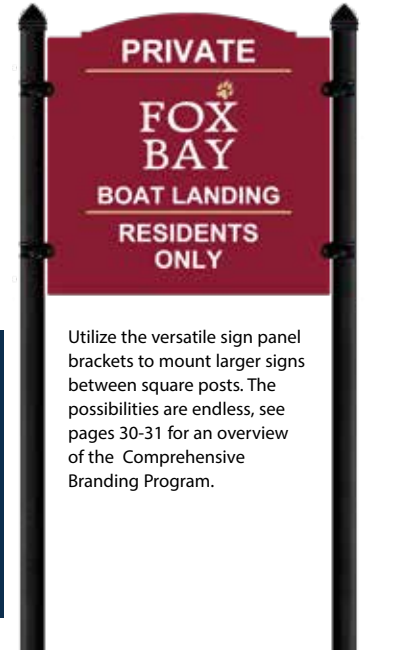
**RPOSZVS3400S**  
Soft Soil

**Breakaway Mount**



**OPOR3ASMWBK**  
Surface Mount  
Welded Plate

**Surface Mount**



Utilize the versatile sign panel brackets to mount larger signs between square posts. The possibilities are endless, see pages 30-31 for an overview of the Comprehensive Branding Program.

Sign Blades **OSISJHWH(X)** - 6" x 30"  
Sign Blades **OSISCHWH(X)** - 9" x 30"  
Double-Sided | White HIP | .125" thick aluminum\*  
(2 sign blade sets included in package)  
**Choose Standard Color Scheme (X)**

*\*Note: Tupelo Packages utilize .125" aluminum street name signs. The extra thickness keeps long blades sturdy even in high winds.*

(A) **White on Green**


(B) **White on Blue**

(C) **White on Brown**

(D) **Black on White**


(E) **White on Black**

**Sign Blades**




Deluxe Pyramid Cap  
**OPOZF53DP3BK**


**Finial**




30" x 30"  
STOP Sign  
**S3030R11HA**  
HIP Sheeting




36" x 36" x 36"  
YIELD Sign  
**S3636R12HA**  
HIP Sheeting



30" x 30"  
Warning Sign  
**S3030(XXX)HA**  
HIP Sheeting  
*\*Specify Legend*



24" x 30"  
SPEED LIMIT Sign  
**S2430R21(XX)HA**  
HIP Sheeting  
*\*Specify Speed*




12" x 18"  
Parking Sign  
**S1218(XXXX)HA**  
HIP Sheeting  
*\*Specify Legend*

**Traffic Signs**




U-Bolt Clamps  
**OTSBSZ3UBCLAMPBK**  
(Set of 2 included in each package for mounting traffic sign to post)


**U-Bolt Clamps**




30" x 30"  
Laminate Vinyl Backer  
**OTSBL3030BK**




36" x 36" x 36"  
Laminate Vinyl Backer  
**OTSBL3636BK**



30" x 30"  
Laminate Vinyl Backer  
**OTSBL3030BK**



24" x 30"  
Laminate Vinyl Backer  
**OTSBL2430BK**



12" x 18"  
Laminate Vinyl Backer  
**OTSBL1218BK**

**Traffic Sign Backers**

**Installation Tools**  
*SOLD Separately*

The allen wrench can be used to tighten the 2 bracket set screws.

**RHBSSKT100**  
Allen Wrench Tool  
For Set Screws



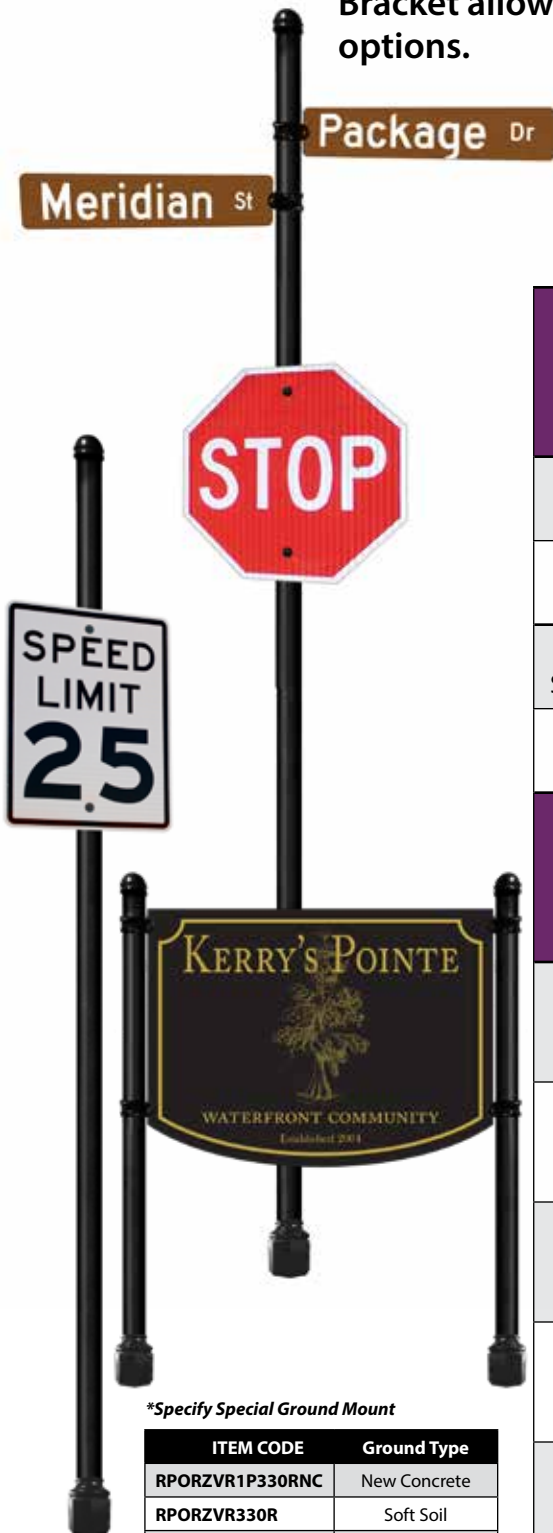
# PRE-DESIGNED PACKAGES

## MERIDIAN

The Meridian Packages utilize Sign Panel Brackets and Deluxe Dome Caps to create a unique Wing Bracket Mount Package. The Sign Panel Bracket allows Wing Mounting or Double Post and Panel Mounting options.










*Pre-designed packages save time and money.*

**NOTE:** All Signs come standard with High Intensity Prismatic (HIP) sheeting. All Street Name Signs come standard as a Flat, Double-Faced Sign Blade. Bases, Posts, Brackets and Hardware are powder coated semi-gloss black for an elegant look.



*\*Specify Special Ground Mount*

ITEM CODE	Ground Type
RPORZVR1P330RNC	New Concrete
RPORZVR330R	Soft Soil
RPORZVR330RC	Existing Concrete
OPOR3SSMWBK	Surface Mount Welded Plate

4-Way Intersection Package Options		Standard Ground Mount Package Codes	Special Ground Mount* Package Codes
Post System with Stop Sign & (2) 6" x30" Blades	 For use on low volume roads with Speed Limits of 25 MPH or less	050100	051100
Post System with (2) 6" x 30" Blades		050200	051200
Post System with Stop Sign & (2) 9" x 30" Blades	 For use on higher volume, conventional roads with Speed Limits over 25 MPH	050150	051150
Post System with (2) 9" x 30" Blades		050250	051250
Traffic Sign Package Options		Standard Ground Mount Package Codes	Special Ground Mount* Package Codes
Post System with 30" STOP Sign		050300	051300
Post System with 36" YIELD Sign		050400	051400
Post System with 30" Warning Sign <i>(Specify MUTCD Sign Code)</i>		050500	051500
Post System with 24" x 30" SPEED LIMIT Sign <i>(Specify Speed)</i>		050650	051650
Post System with 12" x 18" Parking Sign <i>(Specify Sign Legend)</i>	  	050700	051700



Available in Post Sizes






# PRE-DESIGNED PACKAGE COMPONENTS









# MERIDIAN









 <p>Package Posts come in pre-determined 10', 12' or 14' lengths that ensure your signs meet the Federal mounting height requirements.</p> <p><b>3" Round Steel Post</b> <b>OPOR3S(XX)14BKP0</b></p>  <p><b>Post Base</b> <b>OPOZBR38397ABK</b></p>	<b>Post System</b>	 <p><b>Sign Panel Brackets</b> <b>OSISZSPR3BK</b> (2 brackets and black set screws included in package)</p>	 <p>Utilize 4 sign panel brackets to mount a larger sign panel between 2 sign posts.</p>
---	--------------------	--	---

 <p><b>Round Post Anchor Plate</b> <b>BA080APLATE238</b> (keeps post from rotating)</p>  <p><b>Self Tapping Metal Screw</b> <b>RH141HEX</b> (2 screws included in package)</p>	<b>Standard Ground Mount</b>	 <p><b>RPORZVR1P330RNC</b> New Concrete <b>RPORZVR330R</b> Soft Soil <b>RPORZVR330RC</b> Existing Concrete</p>	 <p><b>Surface Mount</b> <b>OPOR3SSMWBK</b> Surface Mount Welded Plate</p>	 <p><b>Deluxe Dome</b> <b>OPOZFR3DD3BK</b></p>
--	------------------------------	---	--	---

<p>Sign Blades <b>OSISJHWH(X)</b> - 6" x 30" Sign Blades <b>OSISCHWH(X)</b> - 9" x 30" Double-Sided   White HIP   .125" thick aluminum* (2 sign blade sets included in package) <b>Choose Standard Color Scheme (X)</b></p> <p><i>*Note: Meridian Packages utilize .125" aluminum street name signs. The extra thickness keeps long blades sturdy even in high winds.</i></p>	(A) 	(B) 	 <p><b>U-Bolt Clamps</b> <b>OTSBR3UBCLAMP3BK</b> (Set of 2 included in each package for mounting traffic sign to post)</p>
	(C) 	(D) 	

 <p><b>30" x 30"</b> <b>STOP Sign</b> <b>S3030R11HA</b> HIP Sheeting</p>	 <p><b>36" x 36" x 36"</b> <b>YIELD Sign</b> <b>S3636R12HA</b> HIP Sheeting</p>	 <p><b>30" x 30"</b> <b>Warning Sign</b> <b>S3030(XXX)HA</b> HIP Sheeting <i>*Specify Legend</i></p>	 <p><b>24" x 30"</b> <b>SPEED LIMIT Sign</b> <b>S2430R21(XX)HA</b> HIP Sheeting <i>*Specify Speed</i></p>	 <p><b>12" x 18"</b> <b>Parking Sign</b> <b>S1218(XXXX)HA</b> HIP Sheeting <i>*Specify Legend</i></p>	<p><b>Traffic Signs</b></p>
<p><b>Installation Tools</b> <i>SOLD Separately</i></p> <p>The allen wrench can be used to tighten the 2 bracket set screws.</p> <p><b>RHBSSKT100</b> Allen Wrench Tool For Set Screws</p> 					

 <p><b>30" x 30"</b> <b>Laminate Vinyl Backer</b> <b>OTSBL3030BK</b></p>	 <p><b>36" x 36" x 36"</b> <b>Laminate Vinyl Backer</b> <b>OTSBL3636BK</b></p>	 <p><b>30" x 30"</b> <b>Laminate Vinyl Backer</b> <b>OTSBL3030BK</b></p>	 <p><b>24" x 30"</b> <b>Laminate Vinyl Backer</b> <b>OTSBL2430BK</b></p>	 <p><b>12" x 18"</b> <b>Laminate Vinyl Backer</b> <b>OTSBL1218BK</b></p>	<p><b>Traffic Sign Backers</b></p>
 <p>Utilize the versatile sign panel brackets to mount smaller signs between 2-3/8" posts. The possibilities are endless, see pages 30-31 for an overview of the Comprehensive Branding Program.</p> <p>2025   Catalog# 18</p>					

# Street Name Finished Signs & Blanks

## Finished Signs


- Doubled-Sided
- Standard/Custom Color
- Custom Text & Font
- White HIP • **Bent Lip**



OSI41001CHWH - 36" x 13.5"  
OSI41001JHWH - 30" x 11"



OSI41016CHWH - 36" x 15"  
OSI41016JHWH - 30" x 11.82"



OSI41003CHWH - 36" x 12"  
OSI41003JHWH - 30" x 9.25"



OSI41004CHWH - 36" x 14.25"  
OSI41004JHWH - 30" x 11.5"



OSI41025CHWH - 36" x 12"  
OSI41025JHWH - 30" x 10"

## Finished Signs


- Doubled-Sided
- Standard/Custom Color
- Custom Text & Font
- White HIP • **NO Lip**



OSI11001CHWH - 36" x 13.5"  
OSI11001JHWH - 30" x 11"



OSI11016CHWH - 36" x 15"  
OSI11016JHWH - 30" x 11.82"



OSI11003CHWH - 36" x 12"  
OSI11003JHWH - 30" x 9.25"



OSI11004CHWH - 36" x 14.25"  
OSI11004JHWH - 30" x 11.5"

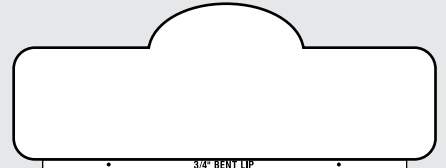


OSI3CLOGOHHW - 9" x 9"  
OSI3JLOGOHHW - 6" x 6"

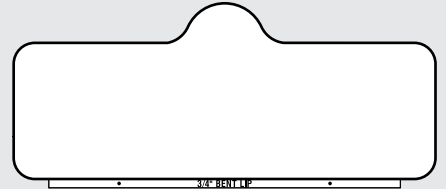
## Logo Signs

## Sheeted Reflective Blanks

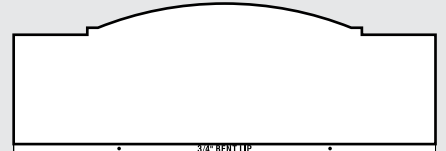
- Doubled-Sided
- White HIP • **Bent Lip**



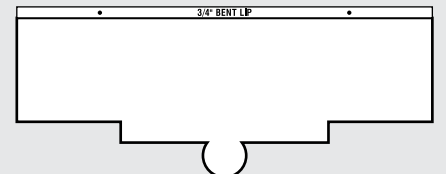
OSIS41001CHWH - 36" x 13.5"  
OSIS41001JHWH - 30" x 11"



OSIS41016CHWH - 36" x 15"  
OSIS41016JHWH - 30" x 11.82"



OSIS41003CHWH - 36" x 12"  
OSIS41003JHWH - 30" x 9.25"



OSIS41004CHWH - 36" x 14.25"  
OSIS41004JHWH - 30" x 11.5"



OSIS41025CHWH - 36" x 12"  
OSIS41025JHWH - 30" x 10"

**Federal Standard Finished Signs** • Letters: B Series or largest Highway Gothic Font Series that space allows on sign • Doubled-Sided • No Holes • No Border • White HIP • **NO Lip** **M2AH(X)D(XXXX)(R)BM(XX)N**

Overlay Film Color: (X) =



Blade Size: (XXXX) = (0942) 42" x 9" | (0936) 36" x 9" | (0630) 30" x 6" | (0636) 36" x 6"

Corner Radius: (R) = (T) 1.5" Radius for 9" Sign Trim Brackets | (S) .75" Radius for all other brackets

Letter Height: (XX) = (63) 6" Primary/Prefix & 3" Suffix for 9" Signs | (42) 4" Primary/Prefix & 2" Suffix for 6" Signs






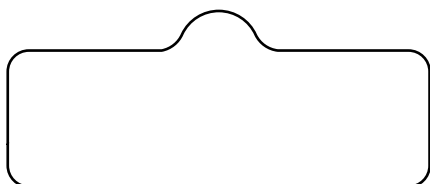
# Street Name Finished Signs & Blanks

## Sheeted Reflective Blanks

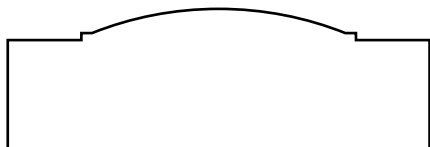
- Doubled-Sided
- White HIP • **NO Lip**



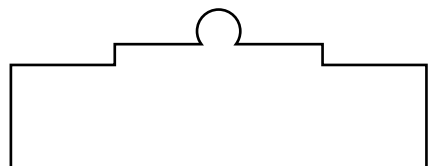
OSIS11001CHWH - 36" x 13.5"  
OSIS11001JHWH - 30" x 11"




OSIS11016CHWH - 36" x 15"  
OSIS11016JHWH - 30" x 11.82"



OSIS11003CHWH - 36" x 12"  
OSIS11003JHWH - 30" x 9.25"



OSIS11004CHWH - 36" x 14.25"  
OSIS11004JHWH - 30" x 11.5"



BA080HWH1236SNSRD - 36" x 12"  
BA080HWH0936SNSRD - 36" x 9"  
BA080HWH0630SNSRD - 30" x 6"



Use below items in 9" trim sign bracket


BA080HWH0936SNSRD15 - 36" x 9"  
BA080HWH0942SNSRD15 - 42" x 9"

## Bare Blanks

- Bent Lip



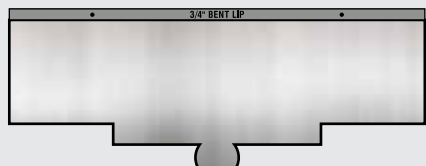
OSIB41001C - 36" x 13.5"  
OSIB41001J - 30" x 11"



OSIB41016C - 36" x 15"  
OSIB41016J - 30" x 11.82"



OSIB41003C - 36" x 12"  
OSIB41003J - 30" x 9.25"



OSIB41004C - 36" x 14.25"  
OSIB41004J - 30" x 11.5"




OSIB41025C - 36" x 12"  
OSIB41025J - 30" x 10"




## Bare Blanks

- No Lip




OSIB11001C - 36" x 13.5"  
OSIB11001J - 30" x 11"



OSIB11016C - 36" x 15"  
OSIB11016J - 30" x 11.82"



OSIB11003C - 36" x 12"  
OSIB11003J - 30" x 9.25"



OSIB11004C - 36" x 14.25"  
OSIB11004J - 30" x 11.5"



BA0801236SNSR - 36" x 12"  
BA0800936SNSR - 36" x 9"  
BA0800630SNSR - 30" x 6"



Use below items in 9" trim sign bracket

BA0800936SNSR15 - 36" x 9"  
BA0800942SNSR15 - 42" x 9"

STREET NAME FINISHED SIGNS & BLANKS



Check out Custom Street Name Packages on pages 34-45.

Designs that fit your neighborhood style while eliminating the guesswork on MUTCD compliancy.



23

# Metro Street Name Signs

*Installation: Metro Street Name Signs are designed for overhead mast arm mounting with standard brackets.*



A route symbol or a pictograph may be used on the left side of a street name sign.



## Standard Finished Metro Signs

- Letters: B Series or largest Highway Gothic Font Series that space allows on sign
- Single-Sided • No Holes • White HIP

### Standard Overlay Film Colors (shown below)

(A) border



(B) border



(C) border



(D) border



(E) border



3M™ MCS™  
Warranty

## Did You Know?

**Traffic & Custom Legend Signs (CLS), both traditional and digitally printed are manufactured to the 3M Matched Component System standards.**

The use of 3M's Matched Component System insures your investment. When signs are created with high quality 3M sheeting and components, the sign performance is backed by 3M warranties. The MCS guarantees that signs will remain effective for their intended use and meet minimum values for retroreflection for the specified warranty period. The use of any non-3M materials in conjunction with 3M products will void all warranties.

## 90" x 30" Sign Blades

Minimum of 8" upper/lower case letters. Fits only 1 line of copy. **OSI84(XXXX)M1HWH**



1025M1



1001M1



1003M1



1004M1



1016M1

## 90" x 36" Sign Blades

Minimum of 8" upper/lower case letters. Fits 2 lines of copy. **OSI84(XXXX)M2HWH**



1025M2



1001M2



1003M2




1004M2




1016M2

## Sign Backers



**Laminate Vinyl** offers the most cost effective option while retaining the classic feel of the ornamental system. Durable black vinyl is applied to the back of the traffic sign. This option is not visible from the front side of the sign. *Find many more sizes on our website. [www.cpcsigns.com](http://www.cpcsigns.com)*



**.080 Aluminum Plates** offer a lighter weight alternative to Steel Frames while retaining the classic feel of the ornamental system. Oversized by 3" for a defined 1.5" black border around the sign. Punched and radius to match sign. Powder coated semi-gloss black.



**Steel Sign Frames** include a steel backer plate welded to angle iron. Frames have a .75" radius and standard .375" holes to match the sign. Powder coated semi-gloss black.



ITEM CODE			FOR SIZES
Laminate Vinyl	Aluminum Plate	Steel Frame	
OTSBL1206BK	OTSBP1206BK	OTSBF1206BK	12" X 6" Horizontal Rectangle
OTSBL1806BK	OTSBP1806BK	OTSBF1806BK	18" X 6" Horizontal Rectangle
OTSBL1218BK	OTSBP1218BK	OTSBF1218BK	12" X 18" Vertical Rectangle
	OTSBP1812BK	OTSBF1812BK	18" X 12" Horizontal Rectangle
OTSBL2412BK	OTSBP1224BK	OTSBF1224BK	12" X 24" Vertical Rectangle
	OTSBP2412BK	OTSBF2412BK	24" X 12" Horizontal Rectangle
OTSBL1824BK	OTSBP1824BK	OTSBF1824BK	18" X 24" Vertical Rectangle
	OTSBP2418BK	OTSBF2418BK	24" X 18" Horizontal Rectangle
OTSBL2424BK	OTSBP2424DBK	OTSBF2424DBK	24" X 24" Diamond
	OTSBP2424OBK	OTSBF2424OBK	24" X 24" Octagon
	OTSBP2424SBK	OTSBF2424SBK	24" X 24" Square
OTSBL2430BK	OTSBP2430BK	OTSBF2430BK	24" X 30" Vertical Rectangle
OTSBL3030BK	OTSBP3030DBK	OTSBF3030DBK	30" X 30" Diamond
	OTSBP3030OBK	OTSBF3030OBK	30" X 30" Octagon
	OTSBP3030SBK	OTSBF3030SBK	30" X 30" Square
OTSBL3636BK	OTSBP3636DBK	OTSBF3636DBK	36" X 36" Diamond
	OTSBP3636OBK	OTSBF3636OBK	36" X 36" Octagon
	OTSBP3636SBK	OTSBF3636SBK	36" X 36" Square
	OTSBP3636TBK	OTSBF3636TBK	36" X 36" Triangle

**Metro Street Name Laminate Vinyl Backer** is a cost effective option for a classic feel of the ornamental system. Durable black vinyl is applied to the back of the metro street name sign. The vinyl is not visible from the front side of the sign.

90" x 36"

OTSBL9036BK

90" x 30"

OTSBL9030BK

# Municipal Decals



DM(C10)(M)(A)  
DM(C14)(M)(A)  
DM(C18)(M)(A)



DM(Q11508)(M)(A)  
DM(Q16115)(M)(A)



Color 1

Color 2

Common Center Legends: ROAD DEPT. | SANITARY DEPT. | UTILITY DEPT. | WATER DEPT.

NOTE: Magnetic decals do not cling to aluminum body vehicles.

## CPC Standard Color Chart

Utilize the 21 colors on the CPC Standard Color Chart to custom design your municipal decal colors.  
Start by choosing a color for the Legend (Copy/Graphics/Border) and then select a color for the background.



Traffic Black  
PANTONE 3 C



Traffic Blue  
PANTONE 300 C



Traffic Green  
PANTONE 3536 C



Traffic Yellow  
PANTONE 7408 C



Traffic Red  
PANTONE 3546 C



Traffic Purple  
PANTONE 259 C



Traffic Orange  
PANTONE 3564 C



Traffic Brown  
PANTONE 477 C



Light Navy  
PANTONE 2965 C



Purple  
PANTONE 268 C



Olympic Blue  
PANTONE 299 C



Medium Gray  
PANTONE Cool Gray 8 C



Burgundy  
PANTONE 202 C



Maroon  
PANTONE 7428 C



Dark Brown  
PANTONE 476 C



Gold  
PANTONE 7407 C



Parchment  
PANTONE 3599 C



Camel  
PANTONE 473 C



Polo Green  
PANTONE 567 C



Forest Green  
PANTONE 336 C



White

## Municipal Decal Order Checklist

### Shape & Size

- ☐ (C10) 10" Circle
- ☐ (C14) 14" Circle
- ☐ (C18) 18" Circle
- ☐ (Q11508) 11 1/2" X 8" Squared Oval
- ☐ (Q16115) 16" X 11 1/2" Squared Oval

### Material (M)

- ☐ (N) Non-Reflective Vinyl
- ☐ (E) Engineer Grade Reflective
- ☐ (H) High Intensity Reflective

### Adhesion (A)

- ☐ (P) Decal ☐ (M) Magnetic

### Color 1

### Color 2

### Center Legend

### Outer Legend

## Banners

## Decals

## Magnetics


## License Plates



**Banners** for any and every occasion!  
Available in a variety of sizes and colors, including 4 Color Process Digital Printing.



**Decals** are very popular for business, clubs, fund-raisers or just for fun!  
Available in numerous material types and sizes.



**Magnetic Material** can be used to make Business Cards, Mini Magnets, Calendars, Picture Frames, Car Door Signs and More.



**Personalized License Plates** made from your choice of aluminum, polyethylene or 6-Ply all-weather card. Car Plate Frames are also available.

## Real Estate

## Sand Blasted Signs

## Security Signs

## Political Products



A variety of products are available for **Real Estate Companies** including Yard Signs, Banners, Magnetics and Decals.



**Sand Blasted Signs** made with High Density Foam Board with Ornamental Iron Frame.



**Security Signs** are made of aluminum or polyethylene. Matching window decals and aluminum stakes are also available.



Our **Political Products** Include Yard Signs, Mini-Billboards, Bumper Stickers, Badges, Door Knob Hangers, and Rally Signs

2025 | Catalog#18

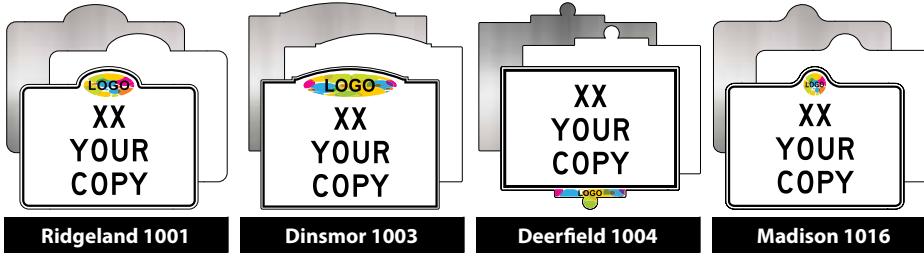
DECALS & PROMOTIONAL PRODUCTS





# Routed Sign Blanks & Finished Signs

## Standard Routed Designs

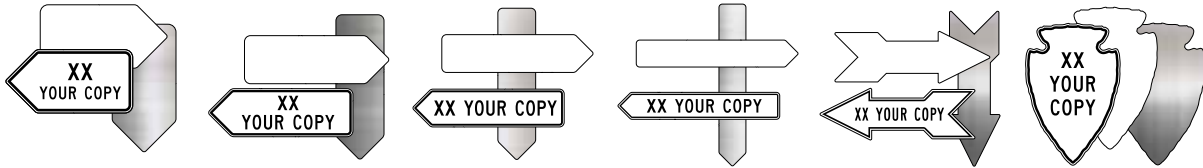


## Standard Routed Shape Sizes (width x height)

12" x 12"	24" x 48"	36" x 48"	60" x 30"
12" x 18"	30" x 24"	48" x 24"	60" x 36"
18" x 12"	30" x 30"	48" x 30"	60" x 48"
18" x 18"	30" x 36"	48" x 36"	72" x 30"
18" x 24"	30" x 48"	48" x 48"	72" x 36"
24" x 18"	30" x 60"	48" x 60"	72" x 48"
24" x 24"	36" x 24"	48" x 72"	96" x 36"
24" x 30"	36" x 30"	48" x 96"	96" x 48"
24" x 36"	36" x 36"		

## Special Routed Designs (sizes shown = width x height)


Choose 1 of 4  
Standard  
Routed Designs  
including  
Ridgeland,  
Dinsmor,  
Deerfield  
& Madison  
or 1 of 27  
ALL NEW  
Special Routed  
Designs!



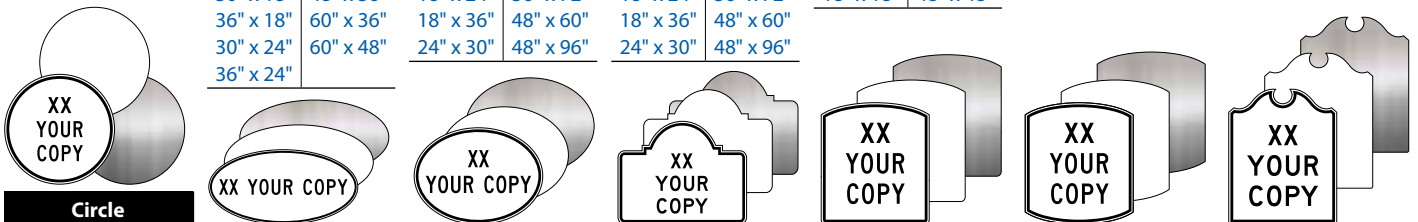
Simple Arrow 2:1		Simple Arrow 3:1		Simple Arrow 4:1		Simple Arrow 6:1		Vintage Arrow		Arrowhead	
Vertical	Horizontal	Vertical	Horizontal	Vertical	Horizontal	Vertical	Horizontal	Vertical	Horizontal	Vertical	Horizontal
6" x 12"	12" x 6"	4" x 12"	12" x 4"	6" x 24"	24" x 6"	4" x 24"	24" x 4"	4" x 12"	12" x 4"	12" x 18"	18" x 12"
9" x 18"	18" x 9"	6" x 18"	18" x 6"	7.5" x 30"	30" x 7.5"	5" x 30"	30" x 5"	6" x 18"	18" x 6"	18" x 27"	27" x 18"
12" x 24"	24" x 12"	8" x 24"	24" x 8"	9" x 36"	36" x 9"	6" x 36"	36" x 6"	8" x 24"	24" x 8"	24" x 36"	36" x 24"
15" x 30"	30" x 15"	10" x 30"	30" x 10"	12" x 48"	48" x 12"	8" x 48"	48" x 8"	10" x 30"	30" x 10"	30" x 45"	45" x 30"
18" x 36"	36" x 18"	12" x 36"	36" x 12"					36" x 54"	54" x 36"	36" x 54"	54" x 36"
24" x 48"	48" x 24"	16" x 48"	48" x 16"					48" x 72"	72" x 48"	48" x 72"	72" x 48"



Shield Bouche		Shield Modern		Shield Eagle		Shield Metropolitan		Shield 5 Point Star		Shield 6 Point Star		Shield Maltese Cross	
Sizes		Sizes		Sizes		Sizes		Sizes		Sizes		Sizes	
12" x 12"	30" x 30"	12" x 12"	30" x 30"	12" x 18"	30" x 45"	12" x 12"	30" x 30"	12" x 12"	30" x 30"	11" x 12"	26" x 30"	12" x 12"	30" x 30"
18" x 18"	36" x 36"	18" x 18"	36" x 36"	18" x 27"	36" x 54"	18" x 18"	36" x 36"	18" x 18"	36" x 36"	16" x 18"	31" x 36"	18" x 18"	36" x 36"
24" x 24"	48" x 48"	24" x 24"	48" x 48"	24" x 36"	48" x 72"	24" x 24"	48" x 48"	24" x 24"	48" x 48"	21" x 24"	41" x 48"	24" x 24"	48" x 48"



Scalloped		Scalloped		Archway		Steeple		Octagon		Rhombus		Triangle	
Square Sizes		Rectangle Sizes		Sizes		Sizes		Sizes		Sizes		Sizes	
6" x 6"	24" x 24"	12" x 9"	48" x 24"	8" x 12"	24" x 45"	8" x 12"	24" x 45"	6" x 6"	24" x 24"	6" x 6"	24" x 32"	12" x 12"	30" x 30"
8" x 8"	30" x 30"	18" x 12"	36" x 36"	8" x 16"	30" x 36"	8" x 16"	30" x 36"	8" x 8"	30" x 30"	9" x 12"	30" x 40"	18" x 18"	36" x 36"
12" x 12"	36" x 36"	24" x 12"	48" x 30"	12" x 18"	30" x 60"	12" x 18"	30" x 60"	12" x 12"	36" x 36"	12" x 16"	36" x 48"	24" x 24"	48" x 48"
18" x 18"	48" x 48"	24" x 18"	60" x 30"	12" x 24"	36" x 48"	12" x 24"	36" x 48"	15" x 15"	42" x 42"	18" x 24"	48" x 64"		
		30" x 18"	48" x 36"	18" x 24"	36" x 72"	18" x 24"	36" x 72"	18" x 18"	48" x 48"				
		36" x 18"	60" x 36"	18" x 36"	48" x 60"	18" x 36"	48" x 60"						
		30" x 24"	60" x 48"	24" x 30"	48" x 96"	24" x 30"	48" x 96"						
		36" x 24"											



Circle		Oval 2:1		Oval 1.33:1		Monticello		Single Dome		Double Dome		Whale's Tail	
Sizes		Sizes		Sizes		Sizes		Sizes		Sizes		Sizes	
8" x 8"	24" x 24"	24" x 12"	60" x 30"	10" x 7.5"	30" x 22.5"	18" x 12"	36" x 28"	12" x 14"	30" x 34"	12" x 14"	30" x 34"	12" x 18"	30" x 36"
10" x 10"	30" x 30"	30" x 15"	72" x 36"	12" x 9"	36" x 27"	24" x 18"	48" x 36"	18" x 20"	36" x 40"	18" x 20"	36" x 40"	18" x 24"	36" x 48"
12" x 12"	36" x 36"	36" x 18"	96" x 48"	18" x 13.5"	42" x 31.5"	30" x 24"	60" x 48"	24" x 27"	48" x 54"	24" x 27"	48" x 54"	24" x 30"	48" x 60"
18" x 18"	48" x 48"	48" x 24"		24" x 18"	48" x 36"								

# Routed Sign Blanks & Finished Signs

Follow the Steps to choose a Routed Sign from bare or sheeted blanks to finished Custom Legend Signs (CLS).

## 1 Design Shapes & Sizes Standard Radius Corners

**NOTE: Choose from shapes and sizes on pages noted.**

### ☐ Standard Routed Designs

Find Sign Design Shape Names & Sizes on **page 26**, enter info below:

---



---

### ☐ Special Routed Designs

Find Sign Design Shape Names & Sizes on **page 26**, enter info below:

---



---

### ☐ Standard Shape Designs

Find Sign Design Shape Names & Sizes on **page 101**, enter info below:

---



---

## 2 Substrate .080" Aluminum

### ☐ Bare Blank

**Reflective Sheeted Blank** White High Intensity Prismatic

- ☐ Single-Sided ☐ Add a Black Vinyl Laminate Backer  
☐ Double-Sided

☐ **Finished Custom Legend Sign (CLS)** Customize a reflective sheeted blank by adding your logo, graphics and copy. Utilize CPC Standard border styles and colors for a quicker ship custom finished sign.

## 3 Hole Punch/VHB Tape

☐ **2 Hole Punch** for 1 post mount for signs up to 36" wide

☐ **4 Hole Punch** for 2 post mount for signs larger than 36" wide

☐ **Corner Holes** 1 hole in each corner for mounting on a wall or surface

☐ **No Holes** for Post and Panel or Wall/Surface Mounting with VHB Tape

☐ **Add VHB Tape** on perimeter of sign for installation to wall/surface

☐ **Add VHB Tape** to sign center vertically to mount to one post

☐ **Add VHB Tape** to sign vertically in the two post mount locations



Find more information @ [www.cpcsigns.com](http://www.cpcsigns.com)

## Examples of Custom Finished Signs



## CPC Standard Color Chart for Sign Colors



Utilize the 21 colors on the CPC Standard Color Chart to custom design your sign colors. Start by choosing a color for the Legend (Copy/Graphics/Border) and then select a color for the background. The option to add a gold pinstriping to a white border is available at no extra charge. **NOTE: Request Pantone Color Matching Service by calling customer service at 1-800-367-1492.** Colors may vary in appearance from catalog, digital screen, substrates and light conditions.



White



Traffic Black

PANTONE 3 C



Traffic Blue

PANTONE 300 C



Traffic Green

PANTONE 3536 C



Traffic Yellow

PANTONE 7408 C



Traffic Red

PANTONE 3546 C



Traffic Purple

PANTONE 259 C



Traffic Orange

PANTONE 3564 C



Traffic Brown

PANTONE 477 C



Light Navy

PANTONE 2965 C



Purple

PANTONE 268 C



Olympic Blue

PANTONE 299 C



Medium Gray

PANTONE Cool Gray 8 C



Burgundy

PANTONE 202 C



Maroon

PANTONE 7428 C



Dark Brown

PANTONE 476 C



Gold

PANTONE 7407 C



Parchment

PANTONE 3599 C



Camel

PANTONE 473 C



Polo Green

PANTONE 567 C



Forest Green

PANTONE 336 C

2025 | Catalog# 18

ROUTED SHAPES - BLANKS & SIGNS



# Special Legend Parking Signs

## Order Guidance for Standard Color Special Legend Parking Signs

### 1 Legends & 2 Sign Design Options



1,000s of Special Legend Parking Signs are available at [www.cpcsigns.com](http://www.cpcsigns.com) in your choice of 1 of 5 design styles below:

☐ MUTCD Legend  
Permissive Style



☐ RESERVED  
Header Style



☐ No Parking  
SYMBOL Style



☐ Tow Away Zone  
SYMBOL Style



☐ Oxford  
Series Style



### 3 Sign Sizes

- ☐ 12" x 18"
- ☐ 18" x 24"

- ☐ 18" x 12"
- ☐ 24" x 18"

- ☐ 12" x 18"
- ☐ 18" x 24"

- ☐ 12" x 18"
- ☐ 18" x 24"

- ☐ 12" x 18"
- ☐ 18" x 24"

### 4 Reflective Type

- ☐ 3M White High Intensity Prismatic

### 5 Substrate

- ☐ .080" Aluminum

### 6 Mounting Options

- ☐ Post Mount - 2 holes on 1" centers, located top and bottom, standard radius corners. NOTE: Hardware and u-bolt brackets, sold separately.

### 7 Standard Colors

- ☐ Traffic Green on White

- ☐ Traffic Green & Black on White

- ☐ Traffic Red & Black on White

- ☐ Traffic Red & Black on White

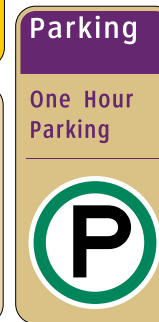
- ☐ Traffic Green & Black on White
- ☐ Traffic Red & Black on White
- ☐ Traffic Blue & Black on White

Standard Colors represent the MUTCD compliant and standard CPC option.

## Universal Parking Signs



Easily Semi-Customize ANY Parking Signs utilizing the Standard CPC color combinations shown on the page, at right. Make your selections when ordering by calling 1-800-367-1492. A few examples of the many color matching options available in the color matching program shown below.





# Universal Parking Signs

## Order Guidance for Semi-Custom Universal Parking Signs

### 1 Legends

### 2 Designs

☐ MUTCD Words Only



☐ MUTCD Symbol & Words



☐ Header Header & Words



☐ Architectural Header, Words & Symbol



**Permissive**  
Find 190+ Permissive Parking Sign Legends @ [www.cpcsigns.com](http://www.cpcsigns.com)



**Prohibitive**  
Find 25+ Prohibitive Parking Sign Legends @ [www.cpcsigns.com](http://www.cpcsigns.com)



**Disabled/Reserved**  
Find 4 Disabled Parking Sign Legends @ [www.cpcsigns.com](http://www.cpcsigns.com)



Choose a Standard or Active Symbol ☐ Standard ADA Symbol ☐ Active Symbol

### 3 Sign Sizes

☐ 12" x 18"  
☐ 18" x 24"

☐ 12" x 18"  
☐ 18" x 24"

☐ 12" x 18"  
☐ 18" x 24"

☐ 12" x 24"

### 4 Reflective Type

☐ 3M White High Intensity Prismatic

### 5 Substrate

☐ .080" Aluminum

### 6 Arrows (Examples of Universal Parking Designs Shown)

- ☐ No Arrows or Space
- ☐ Left Arrow
- ☐ Right Arrow
- ☐ Double Arrow



### 7 Mounting Options

☐ Post Mount

2 holes on 1" centers, located top and bottom, standard radius corners. NOTE: Hardware and u-bolt brackets, sold separately.

☐ Wall Mount

Standard radius corners, with 3/16" screw holes in all (4) corners.

☐ Architectural Standard radius corners without holes.

VHB Tape for a clean appearance without visible fasteners on the sign face.

☐ No Tape

☐ Center Mount

VHB tape mounted to the center of the sign back.

☐ Perimeter Mount

VHB tape mounted to the perimeter of the sign back.

### 8 Sign Backer



**Black Lamine Vinyl** applied to the back of a sign provides a durable, cost effective yet classic feel for your ornamental system. Vinyl is not visible from the front side of the sign.

☐ No Backer ☐ 12" x 18" ☐ 12" x 24" ☐ 18" x 24"

NOTE: Aluminum Plates and Steel Sign Frames also available.

### 9 Standard Colors

☐ Permissive Parking: Traffic Green & Black on White

☐ Prohibitive Parking: Traffic Red & Black on White

☐ Disabled/ADA Parking: Traffic Green, Blue & Black on White

Standard Colors represent the MUTCD compliant and standard CPC option.



☐ Pick Your Own Colors

Match your school, business or town colors with the Custom Reflective Color Matching Program.

## CPC Standard Color Chart

Utilize the 21 colors on the CPC Standard Color Chart to custom design your sign colors. Start by choosing a color for the Legend (Copy/Graphics/Border) and then select a color for the background. The option to add a gold pinstriping to a white border is available at no extra charge. Drop-down selections provide an easy ordering solution, during ordering online @ [www.cpcsigns.com](http://www.cpcsigns.com)

NOTE: Request a color change of symbols or request Pantone Color Matching Service by calling customer service at 1-800-367-1492.

Colors may vary in appearance from catalog, digital screen, substrates and light conditions.



White



Traffic Black  
PANTONE 3 C



Traffic Blue  
PANTONE 300 C



Traffic Green  
PANTONE 3536 C



Traffic Yellow  
PANTONE 7408 C



Traffic Red  
PANTONE 3546 C



Traffic Purple  
PANTONE 259 C



Traffic Orange  
PANTONE 3564 C



Traffic Brown  
PANTONE 477 C



Light Navy  
PANTONE 2965 C



Purple  
PANTONE 268 C



Olympic Blue  
PANTONE 299 C



Medium Gray  
PANTONE Cool Gray 8 C



Burgundy  
PANTONE 202 C



Maroon  
PANTONE 7428 C



Dark Brown  
PANTONE 476 C



Gold  
PANTONE 7407 C



Parchment  
PANTONE 3599 C



Camel  
PANTONE 473 C



Polo Green  
PANTONE 567 C



Forest Green  
PANTONE 336 C

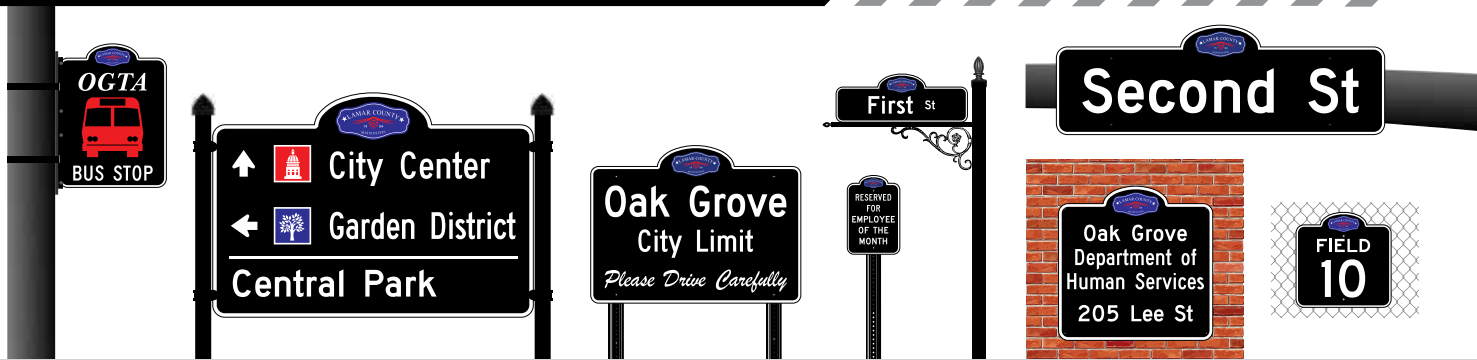
2025 | Catalog#18

SEMI-CUSTOM UNIVERSAL PARKING SIGNS



29

# Comprehensive Branding Program



## Leave an Impression with a Comprehensive Branding Program

- ◆ Let CPC Signs help you design and develop your own comprehensive branding program.
- ◆ CPC offers a robust line of products and services to help you develop and implement your program from your smallest and simplest to your largest and most complex sign.
- ◆ Utilize CPC's standard design elements and plethora of sign products and mounting systems to create a fully integrated program. Your program will not only be aesthetically pleasing but direct visitors to sites more easily, creating safer roads and visitor satisfaction.
- ◆ Comprehensive Branding Programs are ideal for communities, subdivisions, complexes, campuses, facilities, parking areas and garages, businesses, buildings and entrances plus wayfinding, metro street name signs, city entrance guide signs and ground mounted street name signs.
- ◆ Check out all of the comprehensive branding program elements shown here.

### Design Uniformity

Easily elevate the look of your sign program through Uniformity, to achieve a clean, aesthetically-pleasing appearance that will impress for years to come. Follow CPC's Design Standards and utilize the uniform shapes, design styles, colors, fonts and mounting systems for your entire sign program.

### Sign Reflectivity & Substrates

Custom Products utilizes durable DOT Grade raw materials on most of our signage to ensure a time tested, proven performance. 3M High Intensity Prismatic (HIP) Reflective Sheeting and .080" thick aluminum are our most common substrates but others are available by special quote. Also, many of our unique mounting systems allow the option of a double-sided sign.

### Sign Sizes

Signs are available in a multitude of sizes for all scale applications from a single letter or number to large signs for identification and navigation.

### Sign Shapes - Standard & Contoured

Create a distinctive look for your system by choosing a standard sign shape or a contoured shape from one of our 31 routed shapes.

### Sign Legends

Utilize a mixture of standard, semi-custom and custom legend signs (CLS) to build your comprehensive branding program quickly without the need to re-invent common and standard legends. This not only saves you time, but money allowing you to get the most out of your budget.

### Sign Fonts

CPC's preferred sign font is Highway Gothic. This standard highway font offers maximum visibility and legibility at a distance and at higher speeds.

Already have an established font? Or looking for something different or fancy? CPC can design your signs with many other fonts, by request. Not sure what font to choose? Contact us, we can help!

### Sign Logos

Show pride in your business or community by adding your logo to any sign. Don't have a logo? Ask about an icon to add some pizzazz to your sign such as a star, heart, leaf, tree, seashell, animal, etc.

*NOTE: Please visit [www.cpcsigns.com/artwork-guidelines.php](http://www.cpcsigns.com/artwork-guidelines.php) for information on logo requirements and design service fees for non-production ready artwork.*

### Sign Backers

We got your back...Don't let that single sided sign back go unfinished. Complete the look by adding a Sign Backer to your single-sided sign. Choose from premium quality Steel Frames, Aluminum Plates or Vinyl Laminate backer options to put the finishing touch on your signs.



# Comprehensive Branding Program

The possibilities are limitless with a Comprehensive Branding Program



## CPC Standard Color Chart for Sign Colors

Add some flair to your branding program by utilizing the 21 colors in the CPC Standard Color Chart to design your sign. Start by choosing a color for the Legend (Copy/Graphics/Border) and then select a color for the background. The option to add gold pinstriping to a white border is available at no extra charge. **NOTE: Request Pantone Color Matching Service by calling customer service at 1-800-367-1492.**

Colors may vary in appearance from catalog, digital screen, substrates and light conditions.



## Mounting Systems

Mounting System Components are modular to allow you to design and build your own system to suit your taste. From a wall mount to a one or two post mount, the program offers a multitude of styles and options. Components are offered for each post style including u-channel, square and round posts.



U-Channel Posts,  
Brackets and Hardware

2-3/8" Round Posts,  
Brackets and Hardware

3" and 4" Round Posts,  
Brackets and Hardware

Punched Square Posts,  
Brackets and Hardware

3" and 4" Square Posts,  
Brackets and Hardware

## CPC Standard Powder Paint Colors for Mounting Systems

Complement your sign design with powder painted mounting systems. Achieve a classy look with our standard semi-gloss black sign mounting systems. 20 additional standard colors available by custom order to add flair, match your team, town or business colors, or differentiate between zones to help in wayfinding.



Black Semi-Gloss Powder Painted items are available in 20 additional standard colors by custom ordering. Call for details.

**Quick Tip**

Increase safety with  
time-tested HI-VIZ  
Conspicuity Yellow

## 3M Matched Component System



The use of 3M's Matched Component System insures your investment. When signs are created with high quality 3M sheeting and components, the sign performance is backed by 3M warranties. The MCS guarantees that signs will remain effective for their intended use and meet minimum values for retroreflection for the specified warranty period. The use of any non-3M materials in conjunction with 3M products will void all warranties.

2025 | Catalog #18

COMPREHENSIVE BRANDING PROGRAM OVERVIEW





# Wayfinding Program

**CPC Signs has been a leader in the U.S. outdoor sign industry since 1985.**

- ◆ CPC's customer service, sales and production expertise on federal laws regarding traffic and guide signs gives us a unique advantage in the wayfinding industry.
- ◆ This expertise translates into wayfinding signage that engages your visitors with highly visible, easily readable and beautifully designed products that are built to last.
- ◆ We provide personal service thru our extensively trained staff that listen to your wish list and guide you throughout the process of your project, big or small. You'll never get an off-site customer service representative reading from a script.
- ◆ Components are made of high quality materials, and design is never compromised. Explore the Comprehensive Branding program outline on pages 30-31 for more detailed information on the components of a finished sign project.



## Sign Panel Bracket Mounting System

- ◆ Utilize the versatile sign panel brackets to mount a wayfinding sign on 1 post or between 2 posts.
- ◆ Choose post bases and caps to complete the look.
- ◆ Be creative with the routed sign shape orientation to explore multiple design layouts possible.
- ◆ Utilize similar routed shapes to create a coordinated branding program.



## 3-Sided System

The triangle display (shown below) utilizes the round post sign panel brackets to mount wayfinding signs between 3 round posts.



# Wayfinding Program

## Types of Wayfinding Signage

- ◆ Guide vehicle and pedestrian traffic in and around your town, community, neighborhood or businesses with Directional Signage.
- ◆ Confirm that they are on the right path with Conformational Signage such as "Gate B - 100ft Ahead." or "Check-In Office, 1 Mile Ahead on the Left".
- ◆ Provide Informational Signage that provides more detailed information vital to the route
- ◆ Add to your existing signage or develop an entirely new comprehensive wayfinding program.
- ◆ CPC Components available in Round or Square in a variety of sizes that can be utilized throughout the full scope of a wayfinding program. *Examples: (1) Utilize 4" post systems for larger wayfinding signs on main roads. (2) Utilize 3" post systems for medium sized signs in parking areas, small roads, and alleys. (3) Utilize 2" post systems for smaller signs on sidewalks or any "pedestrian only" trail or path.*



## U-Bolt & Back-to-Back (B2B) Mounting Systems

- ◆ U-Bolt & B2B Clamps allow for a modern appearance with the posts being mostly hidden behind or between sign layers.
- ◆ U-Bolt Clamps allow for 1 sign to be mounted to a single post.
- ◆ B2B Clamps allow for 2 signs to be mounted back-to-back on a single post.
- ◆ Square and Round U-Bolt & B2B Clamps available in coordinating sizes to fit 2" to 4" round and square posts.



- ◆ Layering signs provides a multi-dimensional feel to the sign system's design.
- ◆ Install as a ground mount or to a custom base, built by your own contractor.



## Freestyle System

The freestyle display (shown left) utilizes the round post jumbo bracket (1), the sign panel bracket (2) and the u-bolt clamp (3) to mount 3 signs to 1 post.

# U-Channel Posts

U-CHANNEL SQUARE ROUND UNIVERSAL



Black Semi-Gloss Powder Painted items are available in 20 additional standard colors by custom ordering. Call for details.




**Quick Tip**  
Increase safety with time-tested HI-VIZ Conspicuity Yellow

NOTE: Posts taller than 8' must ship truck line.



**Ideal for Parking Lots**



## U-Channel Posts


- ◆ Most popular and widely used post system.
- ◆ Manufactured from high tensile steel using recycled railroad tracks.
- ◆ Green posts are typically used in rural areas.
- ◆ Galvanized posts are more popular for use in urban areas.
- ◆ Powder painted posts are used for a decorative look in cities, towns, businesses, parks and recreation areas.
- ◆ Semi-gloss black powder coat is available as standard option.
- ◆ Use compatible breakaway systems, brackets, bases, caps & finials to personalize and complete your system.

Substrate	Color	Length	Weight/Foot	ITEM CODE	Post Punch
 <p><b>Punched Galvanized Steel Post</b></p>	Silver	3.5FT	2LB	RPOCG0352*	<p>*Base posts for breakaway feature.</p> <p>Posts are punched full length with 3/8" holes on 1" centers.</p>
		6FT	1.12LB Delineator	RPOCG061	
		7FT	1.12LB Delineator	RPOCG071	
		6FT	2LB	RPOCG062	
		8FT	2LB	RPOCG082	
		9FT	2LB	RPOCG092	
		10FT	2LB	RPOCG102	
		12FT	2LB	RPOCG122	
		12FT	3LB	RPOCG123	
		14FT	3LB	RPOCG143	
Substrate	Color	Length		ITEM CODE	Post Punch
 <p><b>Punched Painted Steel Post</b></p>	Painted Green	3.5FT	2LB	RPOCP0352*	<p>*Base posts for breakaway feature.</p> <p>Posts are punched full length with 3/8" holes on 1" centers.</p>
		6FT	1.12LB Delineator	RPOCP061	
		6FT	2LB	RPOCP062	
		7FT	2LB	RPOCP072	
		8FT	2LB	RPOCP082	
		10FT	2LB	RPOCP102	
		12FT	2LB	RPOCP122	
Substrate	Color	Length		ITEM CODE	Post Punch
 <p><b>Punched Powder Painted Steel Post</b></p>	Silver	3.5FT	2LB	RPOCG0352*	<p>*Base posts for breakaway feature.</p> <p>Posts are punched full length with 3/8" holes on 1" centers.</p>
	Powder Painted Black	6FT	2LB	OPOZARPOCP062BK	
		8FT	2LB	OPOZARPOCP082BK	
		10FT	2LB	OPOZARPOCP102BK	
		12FT	2LB	OPOZARPOCP122BK	
		12FT	3LB	OPOZARPOCP123BK	



# U-Channel Post Anchors & Break-A-Way Systems

## Safety Splice System



- ◆ Ingeniously simple design by Chicago Heights Steel.
- ◆ FHWA & AASHTO approved.
- ◆ Two special bolts & spacers join base post to top post.

Description	Couples Anchor to Post	ITEM CODE
Safety Splice System	<b>1 to 4 lbs</b>	<b>RPOCZSAFETYSPLICE</b>

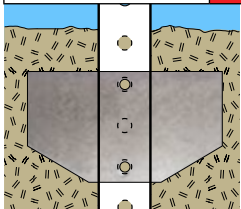


## Snap'n Safe Surface Mount



- ◆ Made of cast gray iron, and withstands winds of 120 mph.
- ◆ EASY INSTALLATION: Simply drill (3) holes in concrete using the base as guide. Secure coupler to concrete with (3) bolts. Attach sign post with (2) bolts.
- ◆ Installation hardware included.

Description	Couples Anchor to Post	Color	ITEM CODE
Snap'n Safe Surface Mount for U-Channel Posts	<b>2 to 4 lbs</b>	<b>Silver</b>	<b>RPOCZSMUSNAPNSAFE</b>



## Anchor Plate



- ◆ Galvanized anchor plate keeps post firmly in place.

Description	Fits Post Size	ITEM CODE
Anchor Plate Size: 7" x 4" Weight: 0.5 lbs	<b>2 to 4 lbs</b>	<b>BA080APLATEUCH</b>



## Sign Savers



Installing 3" x 3" Sign Savers between the sign and u-channel post or between sign and a chain link fence prevents bending of signs from over tightening.



Description	Fits Post Type	ITEM CODE
Sign Saver	<b>U-Channel</b>	<b>BA080SAVER</b>
Complete Hardware Packages include all Hardware and Sign Savers necessary to mount sign(s) to chain link fences.		<b>RH0112PSV01</b> 1 sign to fence
		<b>RH0112PSV10</b> 10 signs to fence



## Surface Mount Post Anchor

Easy to install with Anchor Bolts (sold separately)  
6" U-Post Sleeve | Base Plate: 10" x 10" x 1/4"



Fits Post Type	Color	ITEM CODE
<b>2 to 3 lbs U-Channel</b>	<b>Silver</b>	<b>RPOCZSMUPOSTANCHOR</b>
	<b>Powder Painted Black</b>	<b>OPOZARPOCPSMPABK</b>



## Lap Splice System

- ◆ Economical breakaway system by Marion Steel.
- ◆ FHWA & AASHTO approved.
- ◆ Two special bolts & spacers join base post to top post.

Description	Couples Anchor to Post	Color	ITEM CODE
Lap Splice System Size: 3/8" x 3/4" x 5"	<b>2 to 2½ lbs</b>	<b>Silver</b>	<b>RPOCZLAPSPLICE</b>
Lap Splice System Size: 1/2" x 3/4" x 5"	<b>3 to 4 lbs</b>	<b>Gold</b>	<b>RPOCZLAPSPLICEG</b>



## Snap'n Safe Coupler



- ◆ Made of cast gray iron, and withstands winds of 120 mph.
- ◆ EASY INSTALLATION: Simply insert Coupler in anchor and bottom of sign post and assemble with (4) bolts.
- ◆ Installation hardware included.

Description	Couples Anchor to Post	Color	ITEM CODE
Snap'n Safe Coupler for U-Channel Posts	<b>2 to 4 lbs</b>	<b>Silver</b>	<b>RPOCZSNAPNSAFE</b>

## Anchor Screws



Description	Size	For Surface Types	Color	ITEM CODE
Surface Mount Anchor Screw	1/2" x 4"	<b>Concrete</b>	<b>Silver</b>	<b>RHMSCA1240</b>
	3/8" x 2-1/2"			<b>RHMSCA3825</b>
	3/8" x 4"	<b>Asphalt</b>		<b>RHMSCA3840</b>



## Surface Mount Breakaway Bases



Universal Stub for Round, U-Channel and Square Post

Description	Fits Post Type	Color	ITEM CODE
15" Diameter Surface Mount Breakaway Base	<b>up to 2# U-Channel</b>	<b>Silver</b>	<b>RPOGPBSB100</b>
Replacement Stub	<b>2-3/8" Round</b>		<b>RPOGPBSB100ZRS</b>
15" Diameter Surface Mount Breakaway Base	<b>1.75" to 2" Square</b>	<b>Powder Painted Black</b>	<b>OPOZEUGPBSB100BK</b>
Replacement Stub			<b>OPOZEUGPBSB100ZRSBK</b>

# U-Channel Post Brackets

U-CHANNEL SQUARE ROUND UNIVERSAL



## 5 1/2" 90°/180° Caps



- 5-1/2" slot includes hardware for (F) Flat up to .125" or (X) Extruded sign blades.



- Standard aluminum brackets are designed for street name sign blades up to 6" tall; typically used in areas with speed limits of 25 MPH or under.



Description	Fits Post Type	Color	ITEM CODE
5-1/2" 90° Cap	U-Channel	Silver	RPB91U(F/X)-OL90 (50/BOX)
		Powder Painted Black	OSIZ1U90P91U(F/X)OLBK
5-1/2" 180° Cap		Silver	RPB91U(F/X)-NU180 (50/BOX)
		Powder Painted Black	OSIZ1U180P91U(F/X)NUBK



## 5 1/2" Crosspieces



- 5-1/2" slot includes hardware for (F) Flat up to .125" or (X) Extruded sign blades.
- Use the aluminum crosspieces to stack signs at roadway intersections.

Description	For Post Type	Color	ITEM CODE
5-1/2" Crosspiece	Universal	Silver	RPB990(F/X) (50/BOX)
		Powder Painted Black	OSIZ1CRP990(F/X)BK



## 4" Cross Separators Adjustable 45° or 180°



- 4" slot includes hardware for (F) Flat up to .125" or (X) Extruded sign blades.
- Use the aluminum cross separator to stack signs at roadway intersections.

Description	For Post Type	Color	ITEM CODE
Aluminum 45° or 180° Cross Separator	Universal	Silver	RPB457(F/X) (100/BOX)
		Powder Painted Black	OSIZ1CRP457(F/X)BK



## Jumbo 90°/180° Caps

- 12" slot includes hardware for (F) Flat up to .125" or (X) Extruded sign blades.
- We recommend Jumbo Brackets for signs larger than 9" high x 30" long.



Description	Fits Post Type	Color	ITEM CODE
12" Jumbo 90° Cap	U-Channel	Silver	RPB412U(F/X)OL90 (30/BOX)
		Powder Painted Black	OSIZ1U90J412U(F/X)OLBK
12" Jumbo 180° Cap		Silver	RPB412U(F/X)NU180 (30/BOX)
		Powder Painted Black	OSIZ1U180J412U(F/X)NUBK



## Jumbo Crosspiece



- Use these aluminum crosspieces to stack signs at roadway intersections.
- 12" slot includes hardware for (F) Flat up to .125" or (X) Extruded sign blades.
- We recommend Jumbo Brackets for signs larger than 9" high x 30" long.

Description	For Post Type	Color	ITEM CODE
12" Jumbo Crosspiece	Universal	Silver	RPB412C(F/X) (10/BOX)
		Powder Painted Black	OSIZ1CRJ412C(F/X)BK



Description	Fits Post Type	Color	ITEM CODE
Decorative Sign Top Finial	Universal	Silver	RPBM317(F/X)
		Powder Painted Black	OPOZF1317(F/X)BK



Black Semi-Gloss Powder Painted items are available in 20 additional standard colors by custom ordering. Call for details.

2025 | Catalog#18



Increase safety with time-tested HI-VIZ Conspicuity Yellow



## Bracket Set Screws & Tools



- Secure street name sign to sign brackets.
- An Allen Wrench Tool required to install set screws.

Description	Color	ITEM CODE
5/16" Standard Set Screw (100/BOX)	Silver	RHBSK56
5/16" Center Pin Set Screw (100/BOX)		RHBPRP38
5/16" Stainless Steel Set Screw (100/BOX)		RHBSK56
Stainless Steel Set Screw (single)	Black Zinc	OZHRHBSK56BLACK
Stainless Steel Set Screw (3 pack)		OZHRHBSK56BLACKPK
T-Style Allen Wrench Tool for Set Screws		RHBSKT100
L-Style Allen Wrench Tool for Set Screws		RHBSKF100



## Vandal Resistant Bolts & Tool



Description	ITEM CODE
Button Head Vandal Resistant Bolt 5/16" x 3/4" (100/Box)	RHBHP76
12 Point Vandal Resistant Bolt 5/16" x 1/2" (100/Box)	RHBVPA12
12 Point Tool for RHBVPA12	RHBVPA12T43

## Cherry-Mate Rivets & Rivet Gun



Cherry-Mate Rivets



Rivet Gun

Description	Fits Post Size	ITEM CODE
#18 Cherry-Mate Rivet	1.12 lbs	RHRBALM8BP18
#26 Cherry-Mate Rivet	2 lbs	RHRBALM8BP26
#30 Cherry-Mate Rivet	2½ lbs	RHRBALM8BP30
#34 Cherry-Mate Rivet	3 to 4 lbs	RHRBALM8BP34
Rivet Gun		RHRBALMGUN

**Quick Tip**



**Sheeting Protection Tip**

Protect your sign's prismatic sheeting with Nylon Washers to help maintain the manufacturer warranty.



RHW516NYLON  
5/16"  
Nylon Washer

## Semi-Custom Hardware Systems



## Pre-Packaged Hardware

Make aluminum sign installation easy by using one of our semi-customized hardware systems. Choose a bolt, nut and washer style in each system to create your own semi-custom packages. *Typically Sold in Boxes of 100*

Make aluminum sign installation easy by using one of our hardware packages. Each package is pre-sized to ensure adequate fit to the post.

Standard System 	Vandal Resistant System 	Tufnut Vandal Resistant System 	Special System Optional Washer & Nuts for Semi-Custom Systems	Econo Hexhead Packages 	Vandal Resistant Packages	Vandal Resistant Packages 
 <b>RHB51625H</b> 5/16" x 2-1/2" Zinc Hex Bolt	 <b>RHB51625OW</b> One-Way Tamper Bolt 5/16" x 2-1/2"	 <b>RHTB3</b> 5/16" x 3"	 <b>RHN516FLUTEDA</b> 5/16" Fluted Tamper Resistant Nut	 <b>RH0112E01</b> 1 sign to post	 <b>RH0112V01</b> 1 sign to post	 <b>RH0112PSV01</b> 1 sign to post
 <b>RHW516NYLON</b> 5/16" Nylon Washer	 <b>RHB51625C</b> 5/16" x 2-1/2" <b>RHB51630CAT</b> 5/16" x 3" Zinc Carriage Bolt	 <b>RHTB25</b> 5/16" x 2-1/2" Tuf Bolt	 <b>RHTN31</b> 5/16" Tufnut	 <b>RH0112E10</b> 10 signs to posts	 <b>RH0112V10</b> 10 signs to posts	 <b>RH0112PSV10</b> 10 signs to posts
 <b>RHW516LOC</b> 5/16" Zinc Lock Washer	 <b>RHW516NYLON</b> 5/16" Nylon Washer	 <b>RHW516NYLON</b> 5/16" Nylon Washer	 <b>RHW516</b> 5/16" Zinc Washer	 <b>RH023V01</b> 1 sign to post	 <b>RH023V10</b> 10 signs to posts	 <b>RH023PSV01</b> 1 sign to post
 <b>RHN516</b> 5/16" Zinc Nut	 <b>RHN516VPA</b> - Econo 5/16" Breakaway Vandal Proof Nut <b>RHN516VPAPREMIUM</b> 5/16" Breakaway Vandal Proof Nut Made In The U.S.A.	 <b>RHTN31</b> 5/16" Tufnut	 <b>RHN516FLUTEDT2</b> Tool For Fluted Nut	 <b>RH023E01</b> 1 sign to post	 <b>RH023V10</b> 10 signs to posts	 <b>RH023PSV10</b> 10 signs to posts




# Round Posts

U-CHANNEL SQUARE ROUND UNIVERSAL



Black Semi-Gloss Powder Painted items are available in 20 additional standard colors by custom ordering. Call for details.

**Quick Tip**  
Increase safety with time-tested HI-VIZ Conspicuity Yellow



- ◆ Round Posts are commonly used for a decorative look.
- ◆ 2-3/8" O.D. round posts are good for small sign installation projects.
- ◆ 3" O.D. and 4" O.D. round posts are ideal for larger projects.
- ◆ Available in steel or aluminum and smooth or fluted styles.
- ◆ Semi-gloss black powder coat is available as standard option.
- ◆ Use compatible breakaway systems, brackets, bases, caps & finials to personalize and complete your system.

**NOTE: POSTS TALLER THAN 8' MUST SHIP TRUCK LINE.**

Substrate		Size	Wall Thickness	Color	Length	ITEM CODE	Bracket Holes
	Smooth Galvanized Steel Post	<div><div>P</div><div>2 3/8" O.D.</div></div>	16 Gauge (.065")	Silver	10' (120")	RPORG10	NONE
					12' (144")	RPORG12	
	Smooth Steel Post			Powder Painted Black	10' (120")	OPOZARPORG10BK	
					12' (144")	OPOZARPORG12BK	
Substrate		Size	Wall Thickness	Color	Length	ITEM CODE	Bracket Holes
	Smooth Steel Post	3" O.D.	14 Gauge (.0785")	Powder Painted Black	10' (120")	OPOR3S1014BK(XX)	(XX) No Holes (P0) or 8 Holes* = (P) (P2) (P3)
					12' (144")	OPOR3S1214BK(XX)	
					14' (168")	OPOR3S1414BK(XX)	
	Smooth Aluminum Post		.125"		10' (120")	OPOR3AS10125BK(XX)	(XX) No Holes (P0) or 8 Holes* = (P) (P2) (P3)
					12' (144")	OPOR3AS12125BK(XX)	
					14' (168")	OPOR3AS14125BK(XX)	
Substrate		Size	Wall Thickness	Color	Length	ITEM CODE	Bracket Holes
	Fluted Aluminum Post	3" O.D.	.125"	Silver	10' (120")	XRORTALRF1253120	NONE
					12' (144")	XRORTALRF1253144	
					14' (168")	XRORTALRF1253168	
				Powder Painted Black	10' (120")	OPOR3AF10125BK(XX)	(XX) No Holes (P0) or 8 Holes* = (P) (P2) (P3)
					12' (144")	OPOR3AF12125BK(XX)	
					14' (168")	OPOR3AF14125BK(XX)	
Substrate		Size	Wall Thickness	Color	Length	ITEM CODE	Bracket Holes
	Smooth Aluminum Post	4" O.D.	.125"	Powder Painted Black	10' (120")	OPOR4AS10125BK(XX)	(XX) No Holes (P0) or 8 Holes* = (P) (P2) (P3)
					12' (144")	OPOR4AS12125BK(XX)	
					14' (168")	OPOR4AS14125BK(XX)	
Substrate		Size	Wall Thickness	Color	Length	ITEM CODE	Bracket Holes
	Fluted Aluminum Post	4" O.D.	.125"	Powder Painted Black	10' (120")	OPOR4AF10125BK(XX)	(XX) No Holes (P0) or 8 Holes* = (P) (P2) (P3)
					12' (144")	OPOR4AF12125BK(XX)	
					14' (168")	OPOR4AF14125BK(XX)	

\*Call Customer Service for sign bracket pre-punched hole compatibility information.

# Round Post Anchors & Break-A-Way Systems

fits  
2 3/8" O.D.  
posts



## ★ Surface Mount Assembly

Anchor Screws,  
SOLD separately.

Description	Color	ITEM CODE
Surface Mount Assembly	Silver	RPORZSM238SB200
1/2" x 4" Anchor Screws - Concrete		RHSMSCA1240
3/8" x 2-1/2" Anchor Screws - Concrete		RHSMSCA3825
3/8" x 4" Anchor Screws - Asphalt		RHSMSCA3840
Surface Mount Assembly	Powder Painted Black	OPOR238SSMBK

fits  
2 3/8" O.D.  
posts



## ★ Snap'n Safe Coupler



- ◆ Made of cast gray iron, and withstands winds of 120 mph.
- ◆ EASY INSTALLATION: Simply insert Coupler in anchor and tighten with set screws.
- ◆ Installation hardware included.

Description	Color	ITEM CODE
Snap'n Safe Coupler fits 8 to 12 gauge steel 2-3/8" round posts	Silver	RPORZSNAPNSAFE238081
Snap'n Safe Coupler fits 13 to 16 gauge steel 2-3/8" round posts		RPORZSNAPNSAFE238131

## ★ Breakaway System V-Loc Anchor Kits



- ◆ Flush Mount helps prevent vehicle rollovers.
- ◆ Post breaks away when hit.
- ◆ Guaranteed Re-usability saves time and money.
- ◆ Stabilizer Bar & Bolt for anti-twist and turning.
- ◆ Yield and release method allocates time for post to pop up, allows drivers to drive thru.
- ◆ **NOTE: V-loc soil mounts do not require concrete.**



Ground Type	Fits Post Size	ITEM CODE
Existing Concrete	2 3/8" O.D.	RPORZVR123820R
Soft Soil		RPORZVR323R
Soil		RPORZVRB23VR2
Soil w/clean-out bar		RPORZVRB23VR2B
Asphalt	3" O.D.	RPORZVR23VR1A
New Concrete		RPORZVR1P330RNC
Soft Soil		RPORZVR330R
Existing Concrete		RPORZVR330RC

## ★ Surface Mount Welded Plate



Description	Fits Post Size	Color	For Post Substrate	ITEM CODE
Surface Mount Welded Base Plate	3" O.D.	Powder Painted Black	Aluminum	OPOR3ASMWBK
	3" O.D.		Steel	OPOR3SSMWBK
	4" O.D.		Aluminum	OPOR4ASMWBK

fits  
2 3/8" O.D.  
posts



## ★ POZ-LOC® Socket System

POZ-LOC® Socket System - a simple, cost effective way to install small signs without digging, concrete, threading, or nuts and bolts. Simple to use, a socket assembly includes a 27" socket and wedge. *Post Sold Separately.*




Description	Color	ITEM CODE
Assembly (includes Socket & Wedge)	Silver	RPORZPOZLOCWSW
Socket Only		RPORZPOZLOCZSOCKET
Wedge Only		RPORZPOZLOCZWEDGE

fits  
2 3/8" O.D.  
posts



## ★ Snap'n Safe Surface Mount

- ◆ Made of cast gray iron, and withstands winds of 120 mph.
- ◆ EASY INSTALLATION: Simply drill (3) holes in concrete using the base as guide. Secure coupler to concrete with (3) bolts. Attach sign post with (2) bolts.
- ◆ Installation hardware included.



Description	Color	ITEM CODE
Snap'n Safe Surface Mount fits 8 to 16 gauge steel 2-3/8" round posts	Silver	RPORZSM238SNAPNSAFE



## ★ Anchor Plate

Solve your round post anchoring problem with these anchor plates designed to keep post from turning and reducing the need for concrete.

Description	Fits Post Size	ITEM CODE
Anchor Plate Size: 7.75" x 6.0" Weight: 0.3 lbs	2 3/8" to 3" O.D.	BA080APLATE238
Self Tapping Metal Screw (2 Required)		RH141HEX
Driver for Screws		RH141HEXSETTER



## ★ Surface Mount Breakaway Bases



Universal Stub for Round, U-Channel and Square Post

Description	Fits Post Type	Color	ITEM CODE
15" Diameter Surface Mount Breakaway Base	up to 2# U-Channel	Silver	RPOGPBSB100
Replacement Stub	2-3/8" Round		RPOGPBSB100ZRS
15" Diameter Surface Mount Breakaway Base	1.75" to 2" Square	Powder Painted Black	OPOZEUGPBSB100BK
Replacement Stub			OPOZEUGPBSB100ZRSBK

# Round Post Brackets

U-CHANNEL SQUARE ROUND UNIVERSAL



## 5 1/2" Post Caps



- 5-1/2" slot includes hardware for (F) Flat up to .125" or (X) Extruded sign blades.
- Standard aluminum brackets are designed for street name sign blades up to 6" tall; typically used in areas with speed limits of 25 MPH or under.

Description	Fits Post Size	Color	ITEM CODE
5-1/2" Post Cap	2 3/8" O.D.	Silver	RPB922(F/X) (50/BOX)
		Powder Painted Black	OSIZ1R238P922(F/X)BK
	3" O.D. 2 7/8" O.D.	Silver	RPB993(F/X) (50/BOX)
		Powder Painted Black	OSIZ1R3P993(F/X)BK



## 5 1/2" Crosspieces



- 5-1/2" slot includes hardware for (F) Flat up to .125" or (X) Extruded sign blades.
- Use the aluminum crosspieces to stack signs at roadway intersections.

Description	For Post Type	Color	ITEM CODE
5-1/2" Crosspiece	Universal	Silver	RPB990(F/X) (50/BOX)
		Powder Painted Black	OSIZ1CRP990(F/X)BK



## 4" Cross Separators Adjustable 45° or 180°



- 4" slot includes hardware for (F) Flat up to .125" or (X) Extruded sign blades.
- Use the aluminum cross separator to stack signs at roadway intersections.

Description	For Post Type	Color	ITEM CODE
Aluminum 45° or 180° Cross Separator	Universal	Silver	RPB457(F/X) (100/BOX)
		Powder Painted Black	OSIZ1CRP457(F/X)BK



## Vandal Resistant Bolts & Tool



Description	ITEM CODE
Button Head Vandal Resistant Bolt 5/16" x 3/4" (100/Box)	RHBHP76
12 Point Vandal Resistant Bolt 5/16" x 1/2" (100/Box)	RHBVPA12
12 Point Tool for RHBVPA12	RHBVPA12T43



## Jumbo Post Caps



- 12" slot includes hardware for (F) Flat up to .125" or (X) Extruded sign blades.
- We recommend Jumbo Brackets for signs larger than 9" high x 30" long.

Description	Fits Post Size	Color	ITEM CODE
12" Jumbo Post Cap	2 3/8" O.D.	Silver	RPB412R(F/X)238 (25/BOX)
		Powder Painted Black	OSIZ1R238J412R(F/X)BK
	3" O.D. 2 7/8" O.D.	Silver	RPB412R(F/X)3 (25/BOX)
		Powder Painted Black	OSIZ1R3J412R(F/X)BK



## Jumbo Crosspiece



- Use these aluminum crosspieces to stack signs at roadway intersections.
- 12" slot includes hardware for (F) Flat up to .125" or (X) Extruded sign blades.
- We recommend Jumbo Brackets for signs larger than 9" high x 30" long.

Description	For Post Type	Color	ITEM CODE
12" Jumbo Crosspiece	Universal	Silver	RPB412C(F/X) (10/BOX)
		Powder Painted Black	OSIZ1CRJ412C(F/X)BK



## Bracket Set Screws & Tools



- Secure street name sign to sign brackets.
- An Allen Wrench Tool required to install set screws.



Description	Color	ITEM CODE
5/16" Standard Set Screw (100/BOX)	Silver	RHBSK56
5/16" Center Pin Set Screw (100/BOX)		RHBPRP38
5/16" Stainless Steel Set Screw (100/BOX)		RHBSSK56
Stainless Steel Set Screw (single)	Black Zinc	OZHRHBSSK56BLACK
Stainless Steel Set Screw (3 pack)		OZHRHBSSK56BLACKPK
T-Style Allen Wrench Tool for Set Screws		RHBSSKT100
L-Style Allen Wrench Tool for Set Screws		RHBSSKF100





## Round Post Brackets

### U-Bolt & B2B Clamps

- U-bolt clamps for mounting a traffic sign on a round post.
- B2B1 clamps for mounting 2 traffic signs to 1 round post.
- B2B2 clamps for mounting 4 traffic signs to 2 round posts.
- Both Clamp Sets includes hardware.



Round U-Bolt Clamps




Round B2B Clamps

Design your own sign systems to meet your specific needs for your project.




### Sign Panel Brackets

- (4) Sign Panel Brackets required to support larger signs mounted between two posts.
- (2) Sign Panel Brackets required to cantilever mount a sign to one post (also known as flag mount)
- Hardware Included:  
(2) 5/16" Set Screws

Description	Fits Post Size	Color	ITEM CODE
 Aluminum Sign Panel Bracket	2 3/8" O.D.	Powder Painted Black	OSIZ5SPR2BK
	3" O.D.		OSIZ5SPR3BK
	4" O.D.		OSIZ5SPR4BK



### Bell Wing Brackets



- Aluminum Bell Wing Brackets designed for wall, concrete, wood or any post such as a signal or utility posts with 3/4" strapping, bolts or 5/16" lag screws or spikes.
- Sign attaches with 5/16" bolts. Hardware NOT Included.

Size	Description	Fits Post Type	Color	ITEM CODE
12"	Bell Wing Bracket (12" requires single strap)	SQUARE ROUND	Silver	RPBCTBW12 (50/BOX)
18"				RPBCTBW18 (50/BOX)
24"				RPBCTBW24 (25/BOX)
12"			Powder Painted Black	OSIZ2UNPCTBW12BK
18"				OSIZ2UNPCTBW18BK
24"				OSIZ2UNPCTBW24BK




### Back to Back Brackets

#### Single Brackets

- Interlocking Bracket for mounting 1 sign to a round post.



- Interlocking Bracket for mounting 2 signs to a round post.



Description	Fits Post Size	Color	ITEM CODE
Single (Set of 2)	2 3/8" O.D.	Silver	RPBZ238
Back to Back (Set of 2)			RPBZBB832



### #4 Wing Brackets



- The #4 Aluminum Wing Bracket is designed for wall or post mount of up to .125 gauge flat or extruded signs with 3/4" strapping or bolts, lag screws, or spikes in 2 - .4375 diameter holes.
- Includes hardware to attach sign to bracket.

Description	Fits Post Type	Color	ITEM CODE
#4 Wing Bracket Size: 4.5" tall x 2.5" wide	SQUARE ROUND	Silver	RPBCT4 (50/BOX)
		Powder Painted Black	OSIZ2UNPCT4BK



Black Semi-Gloss Powder Painted items are available in 20 additional standard colors by custom ordering. Call for details.



Increase safety with time-tested HI-VIZ Conspicuity Yellow  
2025 | Catalog#18

# Round Post Brackets

U-CHANNEL SQUARE ROUND UNIVERSAL



## Cantilever Wing Brackets

- Aluminum Cantilever Wing Brackets are designed for Flat up to .125" or Extruded sign blades.
- Strap or bolt to post, wall, concrete or wood.
- Includes hardware to attach sign to bracket.
- NOTE: For fastest service a "P0" post hole pattern can be ordered and field drilled hole pattern needed for wing brackets.



Description	Fits Post Type	Color	Size	ITEM CODE
Cantilever Wing Bracket	SQUARE	Silver	14.4"	RPBCT8 (10/BOX)
			24"	RPBCT800 (15/BOX)
			30"	RPBCT830 (10/BOX)
			36"	RPBCT836 (10/BOX)
	ROUND	Powder Painted Black	14.4"	OSIZ2UNCT8BK
			24"	OSIZ2UNCT800BK
			30"	OSIZ2UNCT830BK
			36"	OSIZ2UNCT836BK



## Hardware Sets

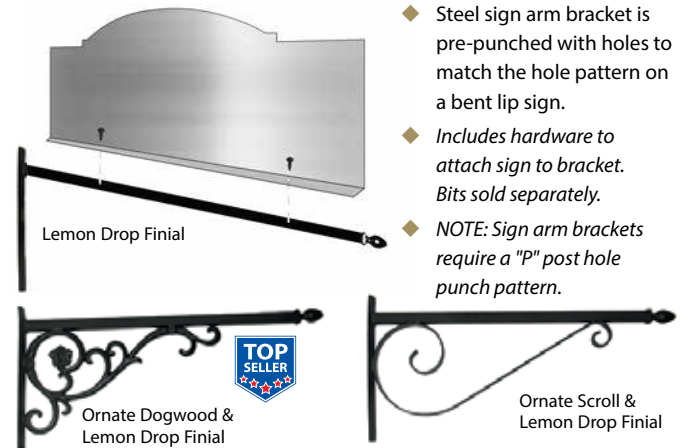
- Hardware sets for mounting sign arm brackets and trim brackets to posts.



Description	Mounts Bracket Type	Fits Post Type	Color	ITEM CODE
Bracket Hardware Sets	2 Sign Arm Brackets to Post	3"	3"	OZHRH03
	2 Sign & 2 Logo Trim Brackets to Post	SMOOTH SQUARE	O.D. ROUND	OZHRH03L3
	2 Sign Arm Brackets to Post	4"	4"	OZHRH04
	2 Sign & 2 Logo Trim Brackets to Post	SMOOTH SQUARE	O.D. ROUND	OZHRH04L3



## Sign Arm Brackets



- Steel sign arm bracket is pre-punched with holes to match the hole pattern on a bent lip sign.
- Includes hardware to attach sign to bracket. Bits sold separately.
- NOTE: Sign arm brackets require a "P" post hole punch pattern.

Description	Fits Post Type		Color	Size	ITEM CODE
Bracket with Ornate Dogwood Lemon Drop Finial	3" & 4" SMOOTH SQUARE	3" & 4" O.D. ROUND	Powder Painted Black	30"	OSIZ4UNJDOGWDLDBK
				36"	OSIZ4UNCDOGWDLDBK
Bracket with Lemon Drop Finial				30"	OSIZ2UNSAJLDBK
				36"	OSIZ2UNSACLDBK
Bracket with Ornate Scroll Lemon Drop Finial				30"	OSIZ4UNJSCROLLDBK
				36"	OSIZ4UNCSCROLLDBK



## Bent Lip Hardware • Tools

- For mounting bent lip design street name signs to sign arm brackets.

Description	ITEM CODE
Black Torx Head Screw	OZHRH8TH140
Torx Head Screw Bit with Tamper Proof Center Pin	RHBTHB14
3" Torx Bit Extension	RHBTHB3



## Sign Trim Brackets

- Trim bracket designs for use with .080" aluminum street name signs.
- Post hole punch patterns: Use "P3" for 6" trims and "P" for 9" trims.



Description	Fits Post Type		Color	Fits Sign Size	ITEM CODE
Sign Trim Bracket	3" & 4" SMOOTH SQUARE	3" & 4" O.D. ROUND	Powder Painted Black	6" x 36" with .75" corner radius	OSIZ3UNJTRIM36BK
				9" x 36" with 1.5" corner radius	OSIZ3UNCTRIM36BK
				9" x 42" with 1.5" corner radius	OSIZ3UNCTRIM42BK
Logo Trim Bracket				6" x 6"	OSIZ3UNJTRIMLOGOBK
				9" x 9"	OSIZ3UNCTRIMLOGOBK

# Round Post Bases, Caps & Finials



## Bracket Sign Top Adapter



Aluminum adapters designed for use with larger posts and smaller caps for flexibility in designing your sign system.  
Includes hardware.

Description	Fits Post Size	Color	ITEM CODE
<b>ADAPTER23</b> Bracket Sign Top Adapter Adapts 3" Post to 2-3/8" Cap	3" O.D.	Silver	RPBMP0ADR2383
		Powder Painted Black	OSIZ1RADAPTER23BK
<b>ADAPTER34</b> Bracket Sign Top Adapter Adapts 4" Post to 3" Cap	4" O.D.	Powder Painted Black	OSIZ1RADAPTER34BK



## Post Bases

- Aluminum bases for use with round posts to provide a decorative, finished style.
- Includes hardware when required with base.



**ADD ON!** The Post Base Slipover Cover is a clever one piece design that fits the 9993, 9994, SB-33, and SB-34 bases! Covers the exposed hardware of a Surface Mount Welded Plate.

Description	Fits Post Size	Color	ITEM CODE
<b>8397</b> 8-1/2" Tall Base	3" O.D.	Powder Painted Black	OPOZBR38397ABK
<b>SB-23</b> 4" Tall Base			OPOZBR3SB23BK
<b>SB-93</b> 16" Tall Base			OPOZBR3SB93BK
<b>SB-33</b> 24" Tall Base			OPOZBR3SB33BK
<b>2PC3</b> 24" Tall Base			OPOZBR32PC3BK
<b>9993</b> 27" Tall Base			OPOZBR39993BK
<b>ZUN</b> Slipover Cover			OPOZBRZUNBK
Description	Fits Post Size	Color	ITEM CODE
<b>SB-24</b> 3.5" Tall Base	4" O.D.	Powder Painted Black	OPOZBR4SB24BK
<b>SB-94</b> 16" Tall Base			OPOZBR4SB94BK
<b>SB-64</b> 18" Tall Base			OPOZBR4SB64BK
<b>2PC4</b> 24" Tall Base			OPOZBR42PC4BK
<b>SB-34</b> 25" Tall Base			OPOZBR4SB34BK
<b>9994</b> 27" Tall Base			OPOZBR49994BK
<b>ZUN</b> Slipover Cover			OPOZBRZUNBK



## Decorative Sign Top Finial

Description	Fits Post Type	Color	ITEM CODE
Decorative Sign Top Finial	Universal	Silver	RPBM317(F/X)
		Powder Painted Black	OPOZF1317(F/X)BK



## Post Caps & Finials

- Aluminum caps & finials for use with round posts to keep the weather out and provide a decorative, finished style.
- Includes hardware.



Description	Fits Post Size	Color	ITEM CODE
<b>Deluxe Dome</b> Cap	2 3/8" O.D.	Silver	RPBRPCDD2
<b>Closure</b> Cap			RPBRPCLCAP238
<b>Dome</b> Cap			RPBRPCDC250
<b>Deluxe Dome</b> Cap		Powder Painted Black	OPOZFR238DD2BK
<b>Closure</b> Cap			OPOZFR238CPCLCAPBK
<b>Dome</b> Cap			OPOZFR238CPCDC250BK
Description	Fits Post Size	Color	ITEM CODE
<b>Deluxe Dome</b> Cap	3" O.D.	Silver	RPBRPCDD3
<b>Closure</b> Cap			RPBRPCLCAP3
<b>Deluxe Dome</b> Cap			OPOZFR3DD3BK
<b>Closure</b> Cap		Powder Painted Black	OPOZFR3CPCLCAP30BK
<b>Spear</b> Finial			OPOZFR39516MDBK
<b>Pineapple</b> Finial			OPOZFR3657MDBK
<b>Acorn FINA</b> Finial			OPOZFR3FINA3BK
<b>Ball FINR</b> Finial			OPOZFR3FINR3BK
<b>Ball FINB</b> Finial			OPOZFR3FINB3BK
Description	Fits Post Size	Color	ITEM CODE
<b>Deluxe Dome</b> Cap	4" O.D.	Silver	RPBRPCDD4
<b>Deluxe Dome</b> Cap			OPOZFR4DD4BK
<b>Spear</b> Finial			OPOZFR49516MDBK
<b>Pineapple</b> Finial		Powder Painted Black	OPOZFR4657MDBK
<b>Acorn FINA</b> Finial			OPOZFR4FINA4BK
<b>Ball FINB</b> Finial			OPOZFR4FINB4BK



Black Semi-Gloss Powder Painted items are available in 20 additional standard colors by custom ordering. Call for details.



Increase safety with time-tested HI-VIZ Conspicuity Yellow  
2025 | Catalog# 18



## Square Posts

U-CHANNEL SQUARE ROUND UNIVERSAL



Black Semi-Gloss Powder Painted items are available in 20 additional standard colors by custom ordering. Call for details.



**Quick Tip**  
Increase safety with time-tested HI-VIZ Conspicuity Yellow



## Square Posts

- ◆ Square Posts are versatile, 4-sided sign mounting, at any height.
- ◆ 1.75" and 2" square posts are good for parking lots and small projects. 3" and 4" square posts are ideal for larger projects.
- ◆ Available in steel or aluminum and smooth styles.
- ◆ Semi-gloss black powder coat is available as standard option.
- ◆ Use compatible breakaway systems, brackets, bases, caps & finials to personalize and complete your system.

**NOTE: POSTS TALLER THAN 8' MUST SHIP TRUCK LINE.**

Substrate	Size	Wall Thickness	Color	Length	ITEM CODE	Post Punch
	1.75"	14 Gauge	Silver	5' (60")	RSPB3ZBUZTU60	Posts are punched full length with 7/16" holes on 1" centers.
				8' (96")	RPOSG0814175	
				10' (120")	RPOSG1014175	
				12' (144")	RPOSG1214175	
			Powder Painted Black	5' (60")	OPOZARPOSG0514175	
				8' (96")	OPOZARPOSG0814175	
				10' (120")	OPOZARPOSG1014175	
				12' (144")	OPOZARPOSG1214175	
Substrate	Size	Wall Thickness	Color	Length	ITEM CODE	Post Punch
	2"	14 Gauge	Silver	8' (96")	RPOSG08142	Posts are punched full length with 7/16" holes on 1" centers.
				10' (120")	RPOSG10142	
				12' (144")	RPOSG12142	
			Powder Painted Black	8' (96")	OPOZARPOSG08142	
				10' (120")	OPOZARPOSG10142	
				12' (144")	OPOZARPOSG12142	
Substrate	Size	Wall Thickness	Color	Length	ITEM CODE	Bracket Holes
	2"	16 Gauge	Powder Painted Black	10' (120")	OPOS2S1016BKP0	NONE
				12' (144")	OPOS2S1216BKP0	
Substrate	Size	Wall Thickness	Color	Length	ITEM CODE	Bracket Holes
	3"	.125"	Powder Painted Black	10' (120")	OPOS3A10125BK(XX)	(XX) No Holes (P0) or 8 Holes* = (P) (P2) (P3)
				12' (144")	OPOS3A12125BK(XX)	
				14' (168")	OPOS3A14125BK(XX)	
Substrate	Size	Wall Thickness	Color	Length	ITEM CODE	Bracket Holes
	4"	.125"	Powder Painted Black	10' (120")	OPOS4A10125BK(XX)	(XX) No Holes (P0) or 8 Holes* = (P) (P2) (P3)
				12' (144")	OPOS4A12125BK(XX)	
				14' (168")	OPOS4A14125BK(XX)	

# Square Post Anchors & Break-A-Way Systems

## Base Post / Sleeves / Short Post



Corner bolt to mount top post to base post, up to 2.5"



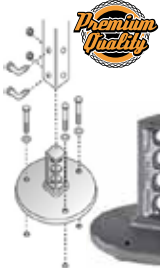
Description	Substrate	Wall Thickness	Size	Color	Length	ITEM CODE	
<b>Breakaway Anchor Installation</b>  A POZ-LOC® Performance Post anchor can be driven into the ground first, allowing crews to work at ground level for quicker, cost-effective installations or replacement of damaged sign posts.	<b>Punched Galvanized Steel Post</b>	14 Gauge	1.75"	Silver	5' (60")	RSPB3ZBUZTU60	
					6' (72")	RPOSG0614175	
		12 Gauge	2"		3' (36")	RPOSG03122	
					2.5' (30")	RPOSG025122	
					3.5' (42")	RPOSG035122	
			2.25"		3' (36")	RPOSG0312225	
					2.50"	1.5' (18")	RPOSG0151225



## Omni Anchor

- Slide the Omni Anchor Sleeve over your long square sign post and the 36" anchor shown in the chart (at right) to make a MASH compliant Sign Support.
- The system is ideal when signs are subject to being struck from traffic in both directions, such as intersections on divided highways.
- The Omni Sleeve Anchor fits over a 2.25" Telespar anchor to give exceptional anchoring and stability.
- Four 4" x 12" x 10 gauge wings are welded to a 12 gauge perforated anchor and then galvanized.

Description	Fits Over Post Size	Wall Thickness	Color	ITEM CODE
18" Omni Anchor	2.25"	12 Gauge	Silver	RPOSZEOMNI025



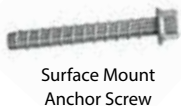
## Snap'n Safe Surface Mount

- Made of cast gray iron, and withstands 120 mph winds.
- EASY INSTALLATION: Simply drill (3) holes in concrete using the base as guide. Secure coupler to concrete with (3) bolts. Attach sign post with (2) corner bolts.
- Installation hardware included.

Description	Fits Post Size	Color	ITEM CODE
Snap'n Safe Surface Mount fits square posts	1.75"	Silver	RPOSZSM175SNAPNSAFE
	2"		RPOSZSM20SNAPNSAFE
	2.25"		RPOSZSM225SNAPNSAFE
	2.5"		RPOSZSM25SNAPNSAFE

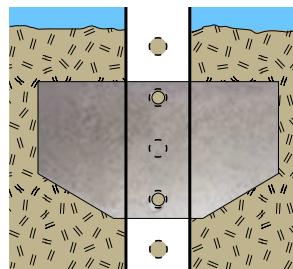
## Barrier or Surface Mount Assembly

### Anchor Screws



Description	Fits Post Size	Color	ITEM CODE	
Barrier Mount	2.5" to 1.75"	Silver	RPOSZCBM175250G	
Surface Mount			RPOSZSMBASESQ17525	
Description	Size	For Surface Types	Color	ITEM CODE
Surface Mount Anchor Screw	1/2" x 4"	Concrete	Silver	RHSMSCA1240
	3/8" x 2-1/2"			RHSMSCA3825
	3/8" x 4"	Asphalt		RHSMSCA3840

Description	Size	Color	Length	ITEM CODE
14 Gauge Punched Galvanized Steel Post	2"	Silver	8' (96")	RPOSG08142
			10' (120")	RPOSG10142
			12' (144")	RPOSG12142
12 Gauge Punched Galvanized Steel Post Anchor	2.25"		3' (36")	RPOSG0312225



## Anchor Plate

- Galvanized anchor plate keeps square post firmly in place.
- Anchor Plate Size: 7" x 4"
- Weight: 0.5 lbs

Fits Post Size	ITEM CODE
1.75" to 3"	BA080APLATEUCH



## Snap'n Safe Coupler

- Made of cast gray iron, withstands 120 mph winds.
- EASY INSTALLATION: Simply insert Coupler in anchor and bottom of sign post and assemble with (4) corner bolts.
- Installation hardware included.
- Device couples square anchor with square post.

Description	Couples Anchor to Post	Color	ITEM CODE
Snap'n Safe Coupler for square posts	2" to 1.75"	Silver	RPOSZSNAPNSAFE175
	2.25" to 2"		RPOSZSNAPNSAFE2
	2.5" to 2.25"		RPOSZSNAPNSAFE225
	3" to 2.5"		RPOSZSNAPNSAFE25



## Surface Mount Breakaway Bases



Universal Stub for Round, U-Channel and Square Post

Description	Fits Post Type	Color	ITEM CODE
15" Diameter Base	up to 2# U-Channel	Silver	RPOGPBSB100
Replacement Stub			RPOGPBSB100ZRS
15" Diameter Base	2-3/8" Round	Powder Painted Black	OPOZEUGPBSB100BK
Replacement Stub	1.75" to 2" Square		OPOZEUGPBSB100ZRSBK

# Square Post Brackets

U-CHANNEL SQUARE ROUND UNIVERSAL



## 5 1/2" Post Caps



- 5-1/2" slot includes hardware for (F) Flat up to .125" or (X) Extruded sign blades.
- Standard aluminum brackets are designed for street name sign blades up to 6" tall; typically used in areas with speed limits of 25 MPH or under.

Description	Fits Post Size	Color	ITEM CODE
5-1/2" Post Cap	1.75"	Silver	RPB134SQ(F/X) (50/BOX)
		Powder Painted Black	OSIZ1S175P97(F/X)BK
	2"	Silver	RPB975SQ(F/X) (50/BOX)
		Powder Painted Black	OSIZ1S2P97(F/X)BK



## 4" x 4" Wood Post Cap



- 6" slot includes hardware for (F) Flat up to .125" or (X) Extruded sign blades.
- Standard aluminum brackets are designed to be used on a 4" x 4" wood post for street name sign blades up to 6" tall; typically used in areas with speed limits of 25 MPH or under. Also, can be mounted to the side of post for wing mounting signs.

Description	Fits Post Size	Color	ITEM CODE
6" Post Cap	4" x 4" Wood	Silver	RPB8276(F/X)
		Powder Painted Black	OSIZ1WDP8276(F/X)BK



## 5 1/2" Crosspieces



- 5-1/2" slot includes hardware for (F) Flat up to .125" or (X) Extruded sign blades.
- Use the aluminum crosspieces to stack signs at roadway intersections.

Description	For Post Type	Color	ITEM CODE
5-1/2" Crosspiece	Universal	Silver	RPB990(F/X) (50/BOX)
		Powder Painted Black	OSIZ1CRP990(F/X)BK



## 4" Cross Separators Adjustable 45° or 180°



- 4" slot includes hardware for (F) Flat up to .125" or (X) Extruded sign blades.
- Use the aluminum cross separator to stack signs at roadway intersections.

Description	For Post Type	Color	ITEM CODE
Aluminum 45° or 180° Cross Separator	Universal	Silver	RPB457(F/X) (100/BOX)
		Powder Painted Black	OSIZ1CRP457(F/X)BK



## Jumbo Post Caps



- 12" slot includes hardware for (F) Flat up to .125" or (X) Extruded sign blades.
- We recommend Jumbo Brackets for signs larger than 9" high x 30" long.

Description	Fits Post Size	Color	ITEM CODE
12" Jumbo Post Cap	1.75"	Silver	RPB412SQ(F/X)134 (30/BOX)
		Powder Painted Black	OSIZ1S175J412SQ(F/X)BK
	2"	Silver	RPB412SQ(F/X)2 (30/BOX)
		Powder Painted Black	OSIZ1S2J412SQ(F/X)BK



## Jumbo Crosspiece



- Use these aluminum crosspieces to stack signs at roadway intersections.
- 12" slot includes hardware for (F) Flat up to .125" or (X) Extruded sign blades.
- We recommend Jumbo Brackets for signs larger than 9" high x 30" long.

Description	For Post Type	Color	ITEM CODE
12" Jumbo Crosspiece	Universal	Silver	RPB412C(F/X) (10/BOX)
		Powder Painted Black	OSIZ1CRJ412C(F/X)BK



## Bracket Set Screws & Tools



- Secure street name sign to sign brackets.
- An Allen Wrench Tool required to install set screws.

Description	Color	ITEM CODE
5/16" Standard Set Screw (100/BOX)	Silver	RHBSK56
5/16" Center Pin Set Screw (100/BOX)		RHBPRP38
5/16" Stainless Steel Set Screw (100/BOX)		RHBSSK56
Stainless Steel Set Screw (single)	Black Zinc	OZHRHBSSK56BLACK
Stainless Steel Set Screw (3 pack)		OZHRHBSSK56BLACKPK
T-Style Allen Wrench Tool for Set Screws		RHBSSKT100
L-Style Allen Wrench Tool for Set Screws		RHBSSKF100



## Vandal Resistant Bolts & Tool



Description	ITEM CODE
Button Head Vandal Resistant Bolt 5/16" x 3/4" (100/Box)	RHBHP76
12 Point Vandal Resistant Bolt 5/16" x 1/2" (100/Box)	RHBVPA12
12 Point Tool for RHBVPA12	RHBVPA12T43





## ★ Sign Panel Brackets

- ◆ Sign Panel Brackets for mounting sign to square post(s).
- ◆ Mount a smaller sign on 1 post or a large sign between 2 posts.
- ◆ **Hardware Included:** (2) 5/16" Set Screws



Description	Fits Post Size	Color	ITEM CODE
Aluminum Sign Panel Bracket	2"	Powder Painted Black	OSIZ5SPS2BK
	3"		OSIZ5SPS3BK
	4"		OSIZ5SPS4BK



## ★ U-Bolt & B2B Clamps

SCAN QR codes with Smart Phone camera to view product videos.



- ◆ U-bolt clamps for mounting a traffic sign on a square post.
- ◆ B2B1 clamps for mounting 2 traffic signs to 1 round post
- ◆ B2B2 clamps for mounting 4 traffic signs to 2 round posts.
- ◆ Both Clamp Sets includes hardware.



Square B2B Clamps



Square U-Bolt Clamps

Description	Fits Post Size	Color	ITEM CODE
<b>UB</b> = U-Bolt Clamps Slotted (Set of 2) for mounting 1 sign to 1 post.	2"	Silver	RPBSUBCLAMP2
		Powder Painted Black	RPBSB2B(1/2)CLAMP2
		Powder Painted Black	OTSBZS2UBCLAMPBK
		Powder Painted Black	OTSBZS2B2B(1/2)CLAMPBK
<b>B2B1</b> = Back-to-Back Clamps (Set of 2) for mounting 2 signs, back to back, on 1 post.	3"	Silver	RPBSUBCLAMP3
		Powder Painted Black	RPBSB2B(1/2)CLAMP3
		Powder Painted Black	OTSBZS3UBCLAMPBK
		Powder Painted Black	OTSBZS3B2B(1/2)CLAMPBK
<b>B2B2</b> = Back-to-Back Clamps (Set of 4) for mounting 2 signs, back to back, on 2 posts.	4"	Silver	RPBSUBCLAMP4
		Powder Painted Black	RPBSB2B(1/2)CLAMP4
		Powder Painted Black	OTSBZS4UBCLAMPBK
		Powder Painted Black	OTSBZS4B2B(1/2)CLAMPBK



## ★ Bell Wing Brackets

- ◆ Aluminum Bell Wing Brackets designed for wall, concrete, wood or any post such a signal or utility posts with 3/4" strapping, bolts or 5/16" lag screws or spikes.
- ◆ Sign attaches with 5/16" bolts. Hardware NOT Included.



Description	Fits Post Type	Color	Size	ITEM CODE
Bell Wing Bracket (12" requires single strap)	SQUARE ROUND	Silver	12"	RPBCTBW12 (50/BOX)
			18"	RPBCTBW18 (50/BOX)
			24"	RPBCTBW24 (25/BOX)
		Powder Painted Black	12"	OSIZ2UNPCTBW12BK
			18"	OSIZ2UNPCTBW18BK
			24"	OSIZ2UNPCTBW24BK



## ★ #4 Wing Brackets



- ◆ The #4 Aluminum Wing Bracket is designed for wall or post mount of up to .125 gauge flat or extruded signs with 3/4" strapping or bolts, lag screws, or spikes in 2 - .4375 diameter holes.
- ◆ Includes hardware to attach sign to bracket.

Description	Fits Post Type	Color	ITEM CODE
#4 Wing Bracket Size: 4.5" tall x 2.5" wide	SQUARE ROUND	Silver	RPBCT4 (50/BOX)
		Powder Painted Black	OSIZ2UNPCT4BK

## Cherry-Mate Rivets & Rivet Gun



Cherry-Mate Rivets



Rivet Gun



Description	Fits Post Size	ITEM CODE
#26 Cherry-Mate Rivet	1.5"	RHRBALM8BP26
#30 Cherry-Mate Rivet	1.75"	RHRBALM8BP30
PVC Spacer: 1/2" x 1-1/2" for #30 Rivet		RHRBPVCSP150
#34 Cherry-Mate Rivet	2"	RHRBALM8BP34
PVC Spacer: 1/2" x 1-3/4" for #34 Rivet		RHRBPVCSP175
Rivet Gun		RHRBALMGUN



Black Semi-Gloss Powder Painted items are available in 20 additional standard colors by custom ordering. Call for details.



Increase safety with time-tested HI-VIZ Conspicuity Yellow

2025 | Catalog #18

# Square Post Brackets

U-CHANNEL SQUARE ROUND UNIVERSAL



14.4" Cantilever Wing Brackets  
Requires a "custom" post hole punch



## Cantilever Wing Brackets

- Aluminum Cantilever Wing Brackets are designed for Flat up to .125" or Extruded sign blades.
- Strap or bolt to post, wall, concrete or wood.
- Includes hardware to attach sign to bracket.
- NOTE: For fastest service a "P0" post hole pattern can be ordered and field drilled hole pattern needed for wing brackets.



24" Cantilever Wing Brackets  
Requires a "P2" post hole punch



36" Cantilever Wing Brackets  
Requires a "P3" post hole punch

30" Cantilever Wing Brackets  
Requires a "P3" post hole punch

Description	Fits Post Type	Color	Size	ITEM CODE
Cantilever Wing Bracket	SQUARE	Silver	14.4"	RPBCT8 (10/BOX)
			24"	RPBCT800 (15/BOX)
			30"	RPBCT830 (10/BOX)
			36"	RPBCT836 (10/BOX)
	ROUND	Powder Painted Black	14.4"	OSIZ2UNCT8BK
			24"	OSIZ2UNCT800BK
			30"	OSIZ2UNCT830BK
			36"	OSIZ2UNCT836BK



## Hardware Sets

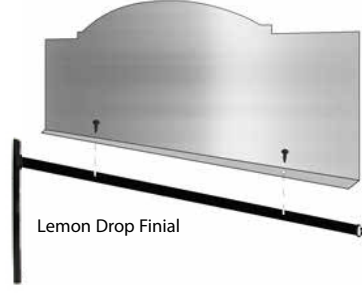
- Hardware sets for mounting sign arm brackets and trim brackets to posts.



Description	Mounts Bracket Type	Fits Post Type	Color	ITEM CODE
Bracket Hardware Sets	2 Sign Arm Brackets to Post	3"	3"	OZHRH03
	2 Sign & 2 Logo Trim Brackets to Post	SMOOTH SQUARE	O.D. ROUND	OZHRH03L3
	2 Sign Arm Brackets to Post	4"	4"	OZHRH04
	2 Sign & 2 Logo Trim Brackets to Post	SMOOTH SQUARE	O.D. ROUND	OZHRH04L3



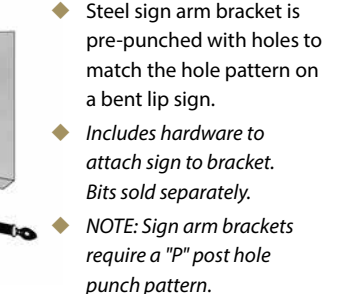
## Sign Arm Brackets



Lemon Drop Finial



Ornate Dogwood & Lemon Drop Finial



Ornate Scroll & Lemon Drop Finial

- Steel sign arm bracket is pre-punched with holes to match the hole pattern on a bent lip sign.
- Includes hardware to attach sign to bracket. Bits sold separately.
- NOTE: Sign arm brackets require a "P" post hole punch pattern.

Description	Fits Post Type		Color	Size	ITEM CODE
Bracket with Ornate Dogwood Lemon Drop Finial	3" & 4" SMOOTH SQUARE	3" & 4" O.D. ROUND	Powder Painted Black	30"	OSIZ4UNJDOGWDLDBK
				36"	OSIZ4UNCDOGWDLDBK
Bracket with Lemon Drop Finial				30"	OSIZ2UNSAJLDBK
				36"	OSIZ2UNSACLDBK
Bracket with Ornate Scroll Lemon Drop Finial				30"	OSIZ4UNJSCROLLDBK
				36"	OSIZ4UNCSCROLLDBK



## Bent Lip Hardware • Tools

- For mounting bent lip design street name signs to sign arm brackets.

Description	ITEM CODE
Black Torx Head Screw	OZHRHBTH140
Torx Head Screw Bit with Tamper Proof Center Pin	RHBTHB14
3" Torx Bit Extension	RHBTHB3



## Sign Trim Brackets

- Trim bracket designs for use with .080" aluminum street name signs.
- Post hole punch patterns: Use "P3" for 6" trims and "P" for 9" trims.



Logo Trim Bracket



Sign Trim Bracket

Description	Fits Post Type		Color	Fits Sign Size	ITEM CODE
Sign Trim Bracket	3" & 4" SMOOTH SQUARE	3" & 4" O.D. ROUND	Powder Painted Black	6" x 36" with .75" corner radius	OSIZ3UNJTRIM36BK
				9" x 36" with 1.5" corner radius	OSIZ3UNCTRIM36BK
				9" x 42" with 1.5" corner radius	OSIZ3UNCTRIM42BK
Logo Trim Bracket				6" x 6"	OSIZ3UNJTRIMLOGOBK
				9" x 9"	OSIZ3UNCTRIMLOGOBK

# Square Post Bases, Caps & Finials



## Post Bases

- Aluminum bases for use with square posts to provide a decorative, finished style.
- The 2PCQ4 base is designed to clamp around the post. The 3SBQ and 4SBQ bases are designed to slip over the post.



Description	Fits Post Size	Color	ITEM CODE
<b>3SBQ Base</b> 3" Tall x 8" Wide	3"	Powder Painted Black	OPOZBS3SBQ13BK
Description	Fits Post Size	Color	ITEM CODE
<b>4SBQ Base</b> 3.5" Tall x 9" Wide	4"	Powder Painted Black	OPOZBS4SBQ14BK
<b>2PCQ4 20" Tall Base</b>		Powder Painted Black	OPOZBS42PCQ4BK



Description	Fits Post Type	Color	ITEM CODE
Decorative Sign Top Finial	Universal	Silver	RPBM317(F/X)
		Powder Painted Black	OPOZF1317(F/X)BK



## Post Caps & Finials

- Aluminum caps & finials for use with square posts to keep the weather out and provide a decorative, finished style.

Includes hardware.



Description	Fits Post Size	Color	ITEM CODE
Pyramid Cap	1.75"	Silver	RPBSP175PCAP
		Powder Painted Black	OPOZFS175CPPCAPBK
Description	Fits Post Size	Color	ITEM CODE
Pyramid Cap	2"	Silver	RPBSP2PCAP
		Powder Painted Black	OPOZFS2CPPCAPBK
Deluxe Pyramid Slip over Cap		Silver	RPBSP2
Description	Fits Post Size	Color	ITEM CODE
Deluxe Pyramid Slip over Cap	3"	Silver	RPBSP3
		Powder Painted Black	OPOZFS3DP3BK
FINQC Cap		Powder Painted Black	OPOZFS3FINQC3BK
FINQE End Cap		Powder Painted Black	OPOZFS3FINQE3BK
Description	Fits Post Size	Color	ITEM CODE
Deluxe Pyramid Slip over Cap	4"	Silver	RPBSP4
		Powder Painted Black	OPOZFS4DP4BK
FINQC Cap		Powder Painted Black	OPOZFS4FINQC4BK
FINQE End Cap		Powder Painted Black	OPOZFS4FINQE4BK
FINQ-P4 Spear Cap		Powder Painted Black	OPOZFS4FINQP4BK
FINQ-B4 Ball Cap		Powder Painted Black	OPOZFS4FINQB4BK



## Flush/Tapered Head

RHRDRIVES38P140W - Steel  
RHRDRIVEA38P140W(XX) - Aluminum (XX) Colors to Match Sheeting Available

- Grip Range of .140" to .330"
- Fits 3/8" Hole Diameter
- Shank: 5/8" Length
- .093" Nylon Washer included
- Head: Flush/Tapered 1" diameter



## Universal Head

RHRDRIVES38P140N - Steel (NO Washer)  
RHRDRIVEAS38P140W - Aluminum w/Steel Pin (.093" Nylon Washer included)



- Grip Range of .140" - .330"
- Fits 3/8" hole diameter
- Head: 7/8" diameter



## Economy Universal Head

RHRDRIVEA38E125NS - Aluminum  
RHRDRIVEA38E125W(XX) - Painted Colors Aluminum



- Grip Range of .125" to .250"
- Fits 3/8" Hole Diameter
- Shank: 5/8" Length
- .093" Nylon Washer included
- Head: Universal 3/4" Diameter
- Drive Rivet is designed specifically for the sign to square post application and 12 GA or 14 GA post to single 12 GA anchor

## Flush/Tapered Head Long Shank

RHRDRIVEA38P140WL - Aluminum



- All the same features as the premium flush/tapered drive rivets with a longer shank than any other drive rivet.
- Long Shank: 3/4" Length
- .093" Nylon Washer included
- Most popular and well liked by customers



Black Semi-Gloss Powder Painted items are available in 20 additional standard colors by custom ordering. Call for details.

**Quick Tip**



Increase safety with time-tested HI-VIZ Conspicuity Yellow

2025 | Catalog# 18



# Manual Drive Caps & Post Drivers

U-CHANNEL SQUARE ROUND UNIVERSAL



**RPEDMHDH8**  
One Man Post Driver  
Heavy Duty  
60.25" Long | 43.7 Lbs.  
4.125" I.D.



**RPEDCHRP100**  
Steel Drive Cap for  
2-3/8" Round Posts  
Weight: 3 Lbs



**RPEDCHRP300**  
Drive Cap for 2-7/8"  
or 3" Round Posts  
Weight: 5 Lbs



**RPEDCH30100**  
Steel Drive Cap for  
2 lb. U-Channel  
Weight: 4.5 Lbs



**RPEDCH17BIGBOYDRIVE**  
Big Boy Drive Cap  
for 3 to 4 lb. U-Channel  
Weight: 18 Lbs



**RPEDCHDRCAP2145Q**  
Drive Cap for 2.25" & 2.5"  
Square Post  
**RPEDCHDRCAP2005Q**  
Drive Cap for 2" Square Post

## Manual Post Pullers



**RPEPL3**  
PL-3 Hydraulic  
Post Puller Jack



**RPEPUJACK**  
U-Jack  
U-Channel & Square  
Post Puller  
(Detachable  
puller NOT required)  
**RPEPUJACKPIN**  
Replacement Pin  
for U-Jack



**RPEPH7**  
Jack Base and  
Heavy Duty  
Handle  
(Puller Not  
Included)



**RPEPH4A**  
Detachable Puller  
Use with RPEPH7

SCAN QR code  
with Smart  
Phone camera  
to view product  
videos.



### Accessories for PL-3 and MP-3

**RPEPMP3Z220422**  
(A) Chain Assembly  
for MP-3

**RPEPPL3HP070416**  
Replacement Handle  
for PL-3

**RPEPPL3Z071040**  
(B) Detachable Post Grabber  
for PL-3/MP-3

**RPEPPL3Z071041**  
Detachable Panel  
Post Grabber  
for PL-3/MP-3

**RPEPPL3Z071042**  
Detachable Tent  
Stake Grabber  
for PL-3/MP-3



Rhino® Jack  
**RPEPMP3**  
(includes jack  
and handle  
only)

Rhino® Jack  
**RPEPMP3AG**  
(includes jack,  
handle with  
chain and  
post grabber)



## Pneumatic (Air) Post Driver



### PD-55 Medium-Duty Post Driver

Item Code: **RPEDPD55**

Air Consumption: 42 CFM @ 90psi

(1.19m3/min @ 6.21Bar)

Weight: Approx. 54.6 lbs. (24.8kg)

*Find all the Chucks, Adapters, Drive Caps  
and Pullers @ [www.cpcsigns.com](http://www.cpcsigns.com)*



- ◆ Easily operated by one man and is the perfect choice for driving all types of steel posts!
- ◆ Drivers are fast, safe, portable, and will increase productivity while reducing costs!
- ◆ For nearly forty years, the legendary PD-55 and its predecessor the PD-50 have been the productivity leaders in post driving.
- ◆ At just 54 pounds, the brutally tough PD-55 is capable of handling your toughest applications quickly and efficiently.
- ◆ The PD-55 is ideally suited for driving t-posts, ground rod, tent stakes, grape stakes, delineator posts, form pins and fence posts up to 3-3/4".

### Accessories for the PD-55 Medium-Duty Post Driver

<b>RPEDPD55ZFRL</b>	Filter Regulator Lubricator
<b>RPEDPD55ZFLC</b>	Carrier for Filter Regulator Lubricator
<b>RPEDPD55ZHA100</b>	Air Hose Assembly with 100' of 3/4" Diameter Hose
<b>RPEDPD55ZHA25</b>	Air Hose Assembly with 25' of 3/4" Diameter Hose

### Accessories for the PD-55 Medium-Duty Post Driver

<b>RPEDPD55ZHAXX</b>	Air Hose Assembly with Custom Length of 3/4" Diameter Hose
<b>RPEDPD55ZHQC</b>	Air Hose Quick Coupler
<b>RPEDPD55ZHQCSC</b>	Quick Coupler Safety Clips
<b>RPEDPD55ZHW059</b>	Air Hose Whip 5' 9"
<b>RPEDPD55ZHW152</b>	Air Hose Whip 15' 2"
<b>RPEDPD55ZTPORTCART</b>	Transport Cart Only



# JackJaw® Post Extractors

JackJaw® Extractors make an easy task of pulling stakes and posts driven in soil. Jack Jaws can not be used for removing post embedded in concrete - soil installations only. With a couple pumps of the handle, stakes and posts break loose. The jaw and lever mechanism allow you to pull stakes and posts straight up out of the ground without bending them, preserving the posts and stakes for hundreds of repeated uses.



## JackJaw® 500 Series Super Puller 28:1 mechanical advantage



- RPEPJACKJJ0500** (u-channels)
- RPEPJACKJJ0504** (2 to 2-1/2" square)
- RPEPJACKJJ0505** (2-1/4" to 3" round)
- RPEPJACKJJ0510** (1-1/4" to 2" square)
- RPEPJACKJJ0511** (3-1/4" to 3-1/2" square)
- RPEPJACKJJ0515** (1-3/4" to 2-1/4" square)
- RPEPJACKJJ0550** (1/2" to 3-1/2" wood)

## JackJaw® 300 Series 16:1 mechanical advantage



- RPEPJACKJJ0300** (u-channel)
- RPEPJACKJJ0304** (2 to 2-1/2" square)
- RPEPJACKJJ0305** (2-1/4" to 3" round)
- RPEPJACKJJ0310** (1-1/4" to 2" square)
- RPEPJACKJJ0311** (3-1/4" to 3 1/2" square)
- RPEPJACKJJ0315** (1 3/4" to 2 1/4" square)
- RPEPJACKJJ0350** (1/2" to 3-1/2" wood)

## JackJaw® 400 Series with Folding Handle 16:1 mechanical advantage



- RPEPJACKJJ0400** (u-channels/gas probe)
- RPEPJACKJJ0404** (2" to 2 1/2" square)
- RPEPJACKJJ0405** (2.25" to 3" O.D. round)

## JackJaw® 300 Conversion Kits

- RPEPJACKJJZKSC300** convert to u-channel posts
- RPEPJACKJJZKSC304** convert to 2"-2.5" square posts
- RPEPJACKJJZKSC305** convert to 2.25"-3" round posts
- RPEPJACKJJZKSC310** convert to 1.25"-2" square posts

## JackJaw® 500 Conversion Kits

- RPEPJACKJJZKSC500** convert to u-channel posts
- RPEPJACKJJZKSC504** convert to 2"-2.5" square posts
- RPEPJACKJJZKSC305** convert to 2.25"-3" round posts

## JackJaw® Parts & Accessories



**Replacement Jaws**  
**RPEPJACKJJZKJCA0006**  
(includes hardware)  
for JackJaw®  
300, 400 or 500 Series



**Comfort Grip**  
**RPEPJACKJJZAC0001**  
for JackJaw® Handles



**Link Arm Kit**  
**RPEPJACKJJZKLI0300PR**  
to upgrade single blade to clevis  
for JackJaw® 300 & 500 Series

## Heavy Nylon Carry Bags

- RPEPJACKJJZPA0008**  
for JackJaw® 400 Series
- RPEPJACKJJZPA0009**  
for JackJaw® 300 & 500 Series

# Hydraulic Post Driver



## HPD 60 Medium-Duty Post Driver

Item Code: **RPEDYHPD60378**

Oil flow, gpm: 8

Working psi: 1750 | Max. return psi: 220

Blow frequency, bpm: 1380 | Blow energy, lb/ft: 70

Vibration level (3 axis) m/s<sup>2</sup>: <9.6

Weight: Approx. 60.5 lbs. | Length (w/o Chuck): 26"

*Find all the Chucks, Adapters, Drive Caps and Pullers @ [www.cpcsigns.com](http://www.cpcsigns.com)*



RPEDYZHPP14



RPEDYZHPP18V

Rhino Hydraulic Flex Power Packs are superior to other brands due to the cooling system that allows the hydraulic pressure to remain stronger than the competition once it gets hot.



- ◆ The Rhino® HPD 60 is a high-performance hydraulic post driver is perfect for fencing, road signs, farm, ranch, forestry, vineyards, guardrail, anchors, tent stakes – essentially any driving job. Capable of driving nearly any post profile, this driver is a hydraulic powerhouse! For taller applications utilize the remote valve.
- ◆ Unlike other hydraulic drivers the RHINO® HPD 60 is nearly maintenance free. Continuous component lubrication keeps maintenance at a minimum and extends tool life.
- ◆ The RHINO® HPD 60 can be used with the HPP 18V Power Pack as well as other hydraulic power systems such as utility truck or mini excavator with the use of Rhino's flow control devices.

## Power Packs & Accessories for use with HPD-60 Medium-Duty Post Driver

<b>RPEDYZHPP14</b>	HPP 14 Hydraulic Flex Power Pack
<b>RPEDYZHPP18V</b>	HPP 18V Hydraulic Flex Power Pack
<b>RPEDYZHPP0FD</b>	Hydraulic Oil Flow Divider allows tool to be powered with other sources such as a skid steer or mini excavator. (Includes 12" Hose Whip)
<b>RPEDYZHERV</b>	Hydraulic Remote Valve (Includes 6" Hose Whip and 6' Hose)
<b>RPEDYZHEH20</b>	Hydraulic Extension Hose 20 ft
<b>RPEDYZHEH33</b>	Hydraulic Extension Hose 30 ft



## Gas Post Drivers

If you are looking for the power you need for tough jobs combined with the flexibility of being able to drive almost anything, look no further. The multitude of configurations that Rhino's Chuck-Lok™ system allows you to quickly change between is incredibly impressive.



### GPD-45 Multi Pro

Item Code: **RPEDNGPD45**  
Comes with 1", 1-3/4", and 2" Chuck-Lok™ Adapters



- ◆ The 2-1/2" chuck is perfect for Round Posts up to 2-3/8".
- ◆ Includes 2", 1-3/4", and 1" chuck adapters for driving T-Posts & ground rods.
- ◆ Ergonomically Balanced, cushion grip handles frame the GPD-45, providing increased maneuverability and usability.
- ◆ Comes with Rhino's CIS vibration dampening handles.
- ◆ Handle-mounted stop switch.
- ◆ Ergonomically designed handle with an integrated throttle.
- ◆ Prime bulb, for easy starting.
- ◆ Legendary reliability: Honda GX35 4-stroke industrial engine. This tool has passed the stringent Honda US Certification process.
- ◆ Steel skid plate protects the engine and provides rugged durability.



### GPD-45 Multi Pro XA

Item Code: **RPEDNGPD45XA**  
Comes with 1", 1-3/4", and 2" Chuck-Lok™ Adapters

Item Code: **RPEDNGPD45XAU**  
Comes with U-Channel Chuck

- ◆ This driver is best suited to primarily driving U-Channel.
- ◆ The XA model was designed at the request of sign installers, municipalities, and rental houses.
- ◆ The XA model is the Multi Pro with the extended anvil and longer Chuck-Lok already installed.
- ◆ This makes it truly a 4 bolt change to switch to channel posts, square tubes, and back to rounds.
- ◆ The XA weighs in only 7lbs heavier than the standard Multi Pro and is primarily designed for higher productivity and U-channel sign installers.

### 2-1/2" Master Chuck-Lok™ for use with all GPD -45 Post Driver Models

<b>RPEDGPDZCH25AMC</b>	2-1/2" Master Chuck-Lok™ w/Locking Nut
------------------------	--

### Post Drive Chuck Adapters for use with the 2-1/2" Master Chuck-Lok™

<b>RPEDZCH25A1</b>	1" ID Chuck-Lok™ Adapter for posts 0" to 7/8" Best suited for driving electrical ground rod.
<b>RPEDZCH25A175</b>	1-3/4" ID Chuck-Lok™ Adapter for posts 1-1/8" to 1-5/8"
<b>RPEDZCH25A2</b>	2" ID Chuck-Lok™ Adapter for posts 1-3/8" to 1-7/8"
<b>RPEDZCH25ATS</b>	Tent Stake Chuck-Lok™ Adapter Ideally suited for the rigors of tent stake installation.

### Gas Post Driver Lubricant

<b>RPEDNGPD45ZPDL</b>	Gas Operated Post Driver Lubricant - 12 Pack
-----------------------	--



### Multi-Pro Municipality Post Drive Kit

<b>RPEDGPD45DRIVEKIT</b>	<b>Multi-Pro Municipality Drive Kit</b> includes: <ul style="list-style-type: none"> <li>• Short Chuck Tube (<b>RPEDZCH25ASB</b>)</li> <li>• 1-3/4" Square Anchor Drive Cap for 1-1/2" ID Posts (<b>RPEDZCH25ASBD175</b>)</li> <li>• 2" Square Anchor Drive Cap for 1-3/4" ID Posts (<b>RPEDZCH25ASBD2</b>)</li> <li>• 2-1/4" Square Post Anchor Drive Cap for 2" ID Posts (<b>RPEDZCH25ASBD225</b>)</li> <li>• 2-1/2" Square Post Anchor Drive Cap for 2-1/4" ID Posts (<b>RPEDZCH25ASBD25</b>)</li> <li>• U-Channel Post Slotted Chuck (<b>RPEDZCH25ASC</b>)</li> <li>• U-Channel Post Anvil (<b>RPEDZCH25AEA</b>)</li> </ul>
--------------------------	---



### Multi-Pro U-Channel Post Drive Kit

<b>RPEDZCH25ACK</b>	<b>U-Channel Post Drive Kit</b> includes: <ul style="list-style-type: none"> <li>• Slotted Chuck Adapter (<b>RPEDZCH25ASC</b>)</li> <li>• Extended Anvil Chuck Adapter (<b>RPEDZCH25AEA</b>)</li> </ul>
---------------------	---



### Multi-Pro Square Post Drive Kits

<b>RPEDZCH25STDK175</b>	<b>Multi-Pro 1-3/4" Square Tube Drive Kit</b> includes: <ul style="list-style-type: none"> <li>• Short Chuck Tube • 1-3/4" Square Anchor Drive Cap for 1-3/4" ID Post</li> </ul>
<b>RPEDZCH25STDK2</b>	<b>Multi-Pro 2" Square Tube Drive Kit</b> includes: <ul style="list-style-type: none"> <li>• Short Chuck Tube • 2" Square Anchor Drive Cap for 2" ID Post</li> </ul>
<b>RPEDZCH25STDK225</b>	<b>Multi-Pro 2-1/4" Square Tube Drive Kit</b> includes: <ul style="list-style-type: none"> <li>• Short Chuck Tube • 2-1/4" Square Anchor Drive Cap for 2-1/4" ID Post</li> </ul>
<b>RPEDGPD45STDK25</b>	<b>Multi-Pro 2-1/2" Square Tube Drive Kit</b> includes: <ul style="list-style-type: none"> <li>• Short Chuck Tube • 2-1/2" Square Anchor Drive Cap for 2-1/4" ID Post</li> </ul>






14.4" Cantilever Wing Brackets Requires a "custom" post hole punch




## Cantilever Wing Brackets

- Aluminum Cantilever Wing Brackets are designed for Flat up to .125" or Extruded sign blades.
- Strap or bolt to post, wall, concrete or wood.
- Includes hardware to attach sign to bracket.
- NOTE: For fastest service a "P0" post hole pattern can be ordered and field drilled hole pattern needed for wing brackets.



24" Cantilever Wing Brackets Requires a "P2" post hole punch



36" Cantilever Wing Brackets Requires a "P3" post hole punch

Description	Fits Post Type	Color	Size	ITEM CODE
Cantilever Wing Bracket	SQUARE	ROUND	Silver	14.4" RPBCT8 (10/BOX)
				24" RPBCT800 (15/BOX)
				30" RPBCT830 (10/BOX)
				36" RPBCT836 (10/BOX)
	SQUARE	ROUND	Powder Painted Black	14.4" OSIZ2UNCT8BK
				24" OSIZ2UNCT800BK
				30" OSIZ2UNCT830BK
				36" OSIZ2UNCT836BK



## #4 Wing Brackets



- The #4 Aluminum Wing Bracket is designed for wall or post mount of up to .125 gauge flat or extruded signs with 3/4" strapping or bolts, lag screws, or spikes in 2 - .4375 diameter holes.
- Includes hardware to attach sign to bracket.

Description	Fits Post Type	Color	ITEM CODE
#4 Wing Bracket Size: 4.5" tall x 2.5" wide	SQUARE	ROUND	Silver RPBCT4 (50/BOX)
			Powder Painted Black OSIZ2UNPCT4BK



## Bell Wing Brackets

- Aluminum Bell Wing Brackets designed for wall, concrete, wood or any post such a signal or utility posts with 3/4" strapping, bolts or 5/16" lag screws or spikes.
- Sign attaches with 5/16" bolts. Hardware NOT Included.



Description	Fits Post Type	Color	Size	ITEM CODE
Bell Wing Bracket (12" requires single strap)	SQUARE	ROUND	Silver	12" RPBCTBW12 (50/BOX)
				18" RPBCTBW18 (50/BOX)
				24" RPBCTBW24 (25/BOX)
	SQUARE	ROUND	Powder Painted Black	12" OSIZ2UNPCTBW12BK
				18" OSIZ2UNPCTBW18BK
				24" OSIZ2UNPCTBW24BK



## Bracket Hardware & Tools



Description	Color	ITEM CODE
5/16" Standard Set Screw (100/BOX)	Silver	RHBSK56
5/16" Center Pin Set Screw (100/BOX)		RHBPRP38
5/16" Stainless Steel Set Screw (100/BOX)		RHBSK56
Stainless Steel Set Screw (single)	Black Zinc	OZHRHBSSK56BLACK
Stainless Steel Set Screw (3 pack)		OZHRHBSSK56BLACKPK
T-Style Allen Wrench Tool for Set Screws		RHBSSKT100
L-Style Allen Wrench Tool for Set Screws		RHBSSKF100
5/16" x 18 x 3/4" Stainless Steel Bolt	Silver	RHSSHB516
5/16" Stainless Steel Nut		RHSSHN8



## Snap Lock Assembly



- Ideal for use on square post as well as round posts, because the thin strap conforms to both the round and square post when tightened.

Description	Strap Size	Fits Post Size		Color	ITEM CODE
		SQUARE	ROUND		
Snap Lock Assembly	1/2" wide x 38" long	1 3/4" to 9"	1 3/4" to 12 1/2" OD	Silver	RHSLA
	1/2" wide x 22" long	1 3/4" to 5"	1 3/4" to 7" OD		OZHRHSLA07BK
	1/2" wide x 31" long	1 3/4" to 7 1/4"	1 3/4" to 10" OD	Black	OZHRHSLA10BK
	1/2" wide x 38" long	1 3/4" to 9"	1 3/4" to 12 1/2" OD		OZHRHSLA1225BK



## Quick Tip

Increase safety with time-tested HI-VIZ Conspicuity Yellow



Black Semi-Gloss Powder Painted items are available in 20 additional standard colors by custom ordering. Call for details.

# Build Your Own Strapping, Brackets and Hardware Package



Follow the steps below to build your own semi-custom package to attached one sign to a post.

## STEP 1 Strapping

Choose 1 option

☐ Snap Lock Assembly  
Skip Step 2, go to Step 3

☐ Stainless Steel Strapping with Wing Seal  
Skip Step 2, go to Step 3

☐ Stainless Steel Strapping  
Go to Step 2



Description	Strap Size	Fits Post Size		Color	ITEM CODE
		SQUARE	ROUND		
Snap Lock Assembly	1/2" x 38"	1 3/4" to 9"	1 3/4" to 12 1/2" OD	Silver	RHSLA
	1/2" x 22"	1 3/4" to 5"	1 3/4" to 7" OD	Black	OZHRHSLA07BK
	1/2" x 31"	1 3/4" to 7 1/4"	1 3/4" to 10" OD		OZHRHSLA10BK
	1/2" x 38"	1 3/4" to 9"	1 3/4" to 12 1/2" OD		OZHRHSLA1225BK

Description	Strap Size	Color	ITEM CODE
Stainless Steel Strapping with wing seal	3/4" x .030" x 39"	Black	OZHRHSS3430WS3406BK

Description	Strap Size	Color	ITEM CODE
Stainless Steel Strapping	3/4" x .020" x 200'	Silver	RHSS3420
	3/4" x .025" x 100'		RHSS3425
	3/4" x .030" x 100'		RHSS3430
	1/2" x .030" x 100'	Black	OZHRHSS1230BK
	3/4" x .030" x 100'		OZHRHSS3430BK

## STEP 2 Buckle or Seal Bracket

Buckle or Seal Bracket not needed, if Snap Lock Assembly was picked in Step 1.

☐ Buckle

☐ Wing Seal



Description	Fits Strap Size	Color	ITEM CODE
Buckle	Fits .030" or thicker strapping	Silver	RHSSHB3465
	Fits 3/4" x .030" or thicker strapping	Black	OZHRHSSHB3465BK
	Fits 1/2" x .030" or thicker strapping		OZHRHSSHB1265BK
Wing Seal	Fits .025" or thinner strapping	Silver	RHSSHW506
	Fits 3/4" x .025" or thinner strapping	Black	OZHRHSSHW506BK
	Fits 1/2" x .025" or thinner strapping		OZHRHSSHW505BK

## STEP 3 Sign Bracket

(2) Sign Brackets needed to mount 1 sign to a post.

☐ Cantilever

☐ Minus 4

☐ Plus 4



Description	Fits Post Size		Color	ITEM CODE
	SQUARE	ROUND		
Minus 4 Sign Bracket	1 3/4" to 9"	4" O.D. or less	Silver	RHSSBMINUS4
		4" O.D. or less	Black	OZHRHSSBMINUS4BK
Plus 4 Sign Bracket	4" to 9"	over 4" O.D.	Silver	RHSSBPLUS4
		over 4" O.D.	Black	OZHRHSSBPLUS4BK
Cantilever Sign Bracket			Silver	RHSSBC

## STEP 4 Hardware

☐ Bolt



☐ Nut



Description	Color	ITEM CODE
5/16" x 18 x 3/4" Stainless Steel Bolt Just the right length to fit the threaded PLUS 4 or Minus 4 Bracket	Silver	RHSSHB516
5/16" Stainless Steel Nut Only required for cantilever bracket		RHSSHN8

## Strapping Tools



Strap Cutter



Ratchet Type Strapping Tool



Spinner Type Strapping Tool

Description	ITEM CODE
Strap Cutter	RHSSMODEL C1
Ratchet Type Strapping Tool	RHSSMODEL P1
Spinner Type Strapping Tool	RHSSMODEL C001

Special Stainless Steel Alloys  
Available for Saltwater Environments.  
Call for Details



SQUARE ROUND

# Stainless Steel Strapping Packages



## Snap Lock Assembly Packages

- ◆ Ideal for use on square post as well as round posts, because the thin strap conforms to both the round and square post when tightened.
- ◆ Screw type hose clamp style for sign mounting.
- ◆ Needs only a screwdriver to tighten.



Description	Fits Post Size		Color	ITEM CODE
	SQUARE	ROUND		
1 Sign Mount Package	1 3/4" to 9"	4" O.D. or less	Silver	RHSLAMINUSPKG
			Black	OZHRHSLAMINUSPKGK



Description	Fits Post Size		Color	ITEM CODE
	SQUARE	ROUND		
2 Sign Mount Packages for Back to Back Applications	1 3/4" to 9"	4" O.D. or less	Silver	RHSLAMINUSPK2
			Black	OZHRHSLAMINUSPK2BK




Description	Fits Post Size		Color	ITEM CODE
	SQUARE	ROUND		
1 Sign Mount Package	4" to 9"	over 4" O.D.	Silver	RHSLAPLUSPKG
			Black	OZHRHSLAPLUSPKGK



Description	Fits Post Size		Color	ITEM CODE
	SQUARE	ROUND		
2 Sign Mount Packages for Back to Back Applications	4" to 9"	over 4" O.D.	Silver	RHSLAPLUSPK2
			Black	OZHRHSLAPLUSPK2BK



Description	Fits Post Size		Color	ITEM CODE
	SQUARE	ROUND		
1 Sign Mount Package	3" to 9"	2 to 12 1/4" O.D.	Silver	RHSLACANTILEVERPKG



Description	Fits Post Size		Color	ITEM CODE
	SQUARE	ROUND		
2 Sign Mount Packages for Back to Back Applications	3" to 9"	2 to 12 1/4" O.D.	Silver	RHSLACANTILEVERPK2



## Buckle Bracket Packages

Description	Fits Post Size	Color	ITEM CODE
1 Sign Mount Package	4-12" O.D.	Silver	RHSBB7
		Black	OZHRHSBB7BK



Black Semi-Gloss Powder Painted items are available in 20 additional standard colors by custom ordering. Call for details.



**Quick Tip**  
Increase safety with time-tested HI-VIZ Conspicuity Yellow

2025 | Catalog# 18

POSTS • BRACKETS • HARDWARE





# Brackets for Overhead Span Wire Mounting

SCAN QR codes with Smart Phone camera to view product videos.



## Heavy-Duty Bracket


- ◆ **Best Value:** This CPC brand heavy-duty bracket offers the lowest price combined with the heavy-duty quality, when compared to the light and medium duty brackets available.
- ◆ Heavy-Duty, 4 and 8 gauge steel
- ◆ 3-way adjustable
- ◆ Net weight 4.8 lbs.
- ◆ Mounts on cables up to 3/8"
- ◆ Pre-assembled for quick, hassle free installation of metro street name signs.

How many Brackets are needed for your sign?

Sign Length	Number of Brackets	Inset Distance from Edge of Sign
up to 42"	1	centered
42" - 66"	2	3"
67" - 84"	2	6"
85" - 102"	2	12"
103" - 120"	2	16"
over 120"	3	centered & 16"



Color	ITEM CODE
Silver	RPBOHCPCSWING



Color	ITEM CODE
Powder Painted Black	OSIZ84OHPCSWINGBK



• IN STOCK •  
May Be  
ORDERED  
Individually  
or in a  
Box of 10




Allows Sign to  
Swing Freely  
in the Wind.



## Medium-Duty Bracket

- ◆ Made from plated steel and aluminum
- ◆ Swivels 360-degrees and adjusts for tilt.
- ◆ Mounts on cables up to 3/8"
- ◆ Pre-assembled for quick installation



Color	ITEM CODE
Silver	RPBOHCOMM77

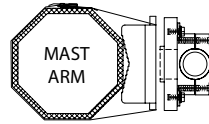


Color	ITEM CODE
Powder Painted Black	OSIZ84OHCOMM77BK

# Overhead Mast Arm Metro "Mast-o-Brackets"

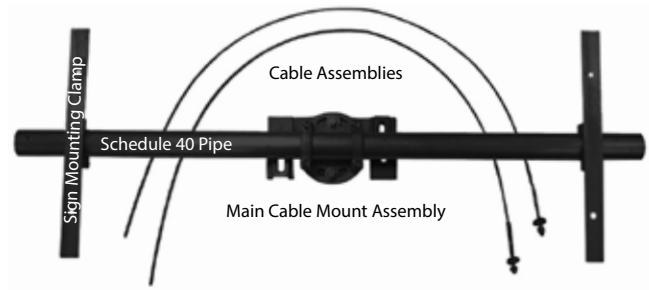
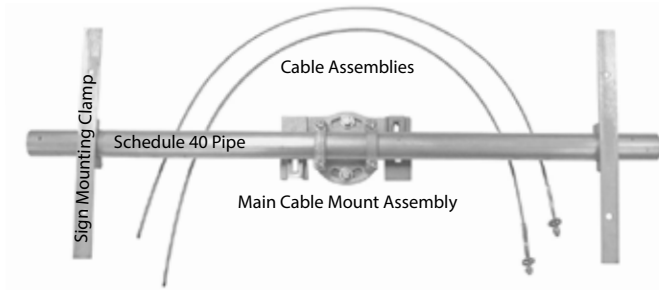


## Heavy-Duty Bracket



### Attachment to Mast Arm Options:

- ◆ Use Stainless Steel Cables with Hardware provided in kits. Other cable lengths available. All kits come unassembled. *Call for quote.*



KITS	Fits Sign Sizes	Main Cable Mount Assembly KIT QTY	50" Cable Assemblies KIT QTY	1.5" diameter Schedule 40 Pipe LENGTH	16" long Sign Mounting Clamps KIT QTY	Color	KIT CODE	Color	KIT CODE
	up to 36"	1	2	24" long	2	Silver	RPBOHMWCM30036	Powder Painted Black	OSIZ84OHMWCM30036BK
	36" - 48"	1	2	36" long	2		RPBOHMWCM30048		OSIZ84OHMWCM30048BK
	49" - 66"	1	2	40" long	2		RPBOHMWCM30066		OSIZ84OHMWCM30066BK
	67" - 84"	1	2	60" long	4		RPBOHMWCM30084		OSIZ84OHMWCM30084BK
	85" - 96"	1	2	72" long	4		RPBOHMWCM30096		OSIZ84OHMWCM30096BK
	97" - 120"	1	2	84" long	4		RPBOHMWCM30120		OSIZ84OHMWCM30120BK


SILVER COMPONENTS	Description of Components		ITEM CODE
	<b>Main Cable Mount Assembly</b> The main assembly is the bracket at the center of the Mast-O-Bracket system.		RPBOHMWCMZ8214
	<b>Cable Assembly</b> Length: 50" including threaded connector, 1.5" long 3/8"-16 TPI and 1.375" long 5/16" HEX. Nylon locking nut with washer provided. Free end of cable welded to prevent fraying.		RPBOHMWCMZ8213 (2 required per mount)
	<b>Sign Mounting Clamp:</b> The number of sign mounting clamps are determined by the length of sign and should be spaced accordingly. <i>Refer to kits above.</i>		
	8" Sign Mounting Clamp for using 12" signs with the Mast-o-Bracket.		RPBOHMWCMZ8300
	16" Sign Mounting Clamp for using 18" or larger signs with the Mast-o-Bracket.		RPBOHMWCMZ8301
	<b>Schedule 40 Pipe (1.5" Diameter - No Slot)</b>		
	24" long pipe for up to 36" sign		RPBOHMWCMZP24
	32" long pipe for 36" - 48" sign		RPBOHMWCMZP36
	40" long pipe for 49" - 66" sign		RPBOHMWCMZP40
	60" long pipe for 67" - 84" sign		RPBOHMWCMZP60
	72" long pipe for 85" - 96" sign		RPBOHMWCMZP72
	84" long pipe for 97" - 120" sign		RPBOHMWCMZP84

## Overhead Mast Arm Brackets



## Medium-Duty Bracket

- ◆ Made from plated steel and aluminum
- ◆ Pre-assembled for quick hassle free installation
- ◆ May be ordered individually or in a box of 10



Color	ITEM CODE
Silver	RPBOHCOM88
Powder Painted Black	OSIZ84OHCOM88BK

Use stainless steel strapping or snap lock assembly for mounting to mast arm.  
Sold Separately, Page 68-69



## GP-8 Roll-A-Post & Base Kits



KIT CODE	Post Height	Roll-a-Post Black Base
RPOGP85TRP24	60" (5 FT)	Fill capacity (Silica Sand) 150-180 lbs.
RPOGP86TRP24	72" (6 FT)	
RPOGP88TRP24	96" (8 FT)	



★MADE IN USA★




**Ideal for Parking Lots**



- ◆ Heavyweight Telespar steel post makes attaching signs easy with no sign twisting.
- ◆ Post holes accommodate multiple sign sizes. *Telespar posts may be powder coated.*
- ◆ Durable, thick walled plastic bases; no rust, dents, or cracking.
- ◆ Fill base with sand, filling with water is not recommended. Empty Weight: 10 lbs.

- ◆ Base Size: 23.35" at bottom, 8.20" at top, and 16.50" tall
- ◆ Roll it back on it's wheels for easy relocation; sturdy plastic wheels come pre-installed
- ◆ Base withstands strong winds without tipping over when filled with sand.
- ◆ Conveniently placed large fill hole and drain hole.
- ◆ Lightweight plastic reduces shipping costs.
- ◆ Base to Post and Post to Sign mounting hardware included in kits.

## GP-6 Rock-It Base & Post Kits



KIT CODE	Post Height	Rock-It 18 Black Base
RPOGP65TRB18	60" (5 FT)	Fill capacity (Silica Sand) 125-150 lbs.
RPOGP66TRB18	72" (6 FT)	
RPOGP68TRB18	96" (8 FT)	



★MADE IN USA★



**Ideal for Parking Lots**



- ◆ Heavyweight Telespar steel post makes attaching signs easy with no sign twisting.
- ◆ Post holes accommodate multiple sign sizes. *Telespar posts may be powder coated.*
- ◆ Durable, thick walled plastic bases won't chip or crack.
- ◆ Fill base with sand, filling with water is not recommended. Empty Weight: 10 lbs.

- ◆ Base Size: 18" x 19.5" at bottom and 12.8" tall
- ◆ Molded-in Hand-grips make bases easy to pick up.
- ◆ Rock it back and roll: sturdy plastic recessed wheels make stands easy to move when weighted.
- ◆ Base withstands strong winds without tipping over when filled with sand.
- ◆ Conveniently placed large fill hole and drain hole.
- ◆ Lightweight plastic reduces shipping costs.
- ◆ Base to Post and Post to Sign mounting hardware included in kits.

## GP-4 Pedestal Base & Post Kit



**Ideal for Parking Lots**

### Cast Iron Pedestal Base & Post Kit

**Kit Code: RPOGP4** | Weight: 33 lbs.  
14" Diameter Cast Iron Base With 4' Pipe.  
Drilled for mounting signs: 12" x 18" | 18" x 24" | 24" x 24"

### Add-On Options:


**Hardware Package** | Item Code: RH6GPE01  
Use for mounting sign to Pedestal Pipe

**Wheel Kit** | Item Code: RPOGP5WHEELKIT  
Attaches to Base to make the base portable and easy to transport. *Mounting Hardware Included.*

**Anchor Screws** | Item Code: RHSMSCA1240  
For permanent applications, mount to concrete surface with (3) anchor screws

## GP-7 Volcano Base & Post Kits

KIT CODE	Post Height	Volcano Rubber Base
RPOGP75TRB1	60" (5 FT)	Single Stack includes (1) 43lb. Base
RPOGP76TRB1	72" (6 FT)	
RPOGP78TRB1	96" (8 FT)	
RPOGP75TRB2	60" (5 FT)	Double Stack includes (2) 43lb. Bases
RPOGP76TRB2	72" (6 FT)	
RPOGP78TRB2	96" (8 FT)	



★MADE IN USA★



- ◆ Durable, thick recycled rubber base with steel insert for square post attachment.
- ◆ Heavyweight Telespar steel post makes attaching signs easy with no sign twisting. Post holes accommodate multiple sign sizes. *Telespar posts may be powder coated.*
- ◆ Base to Post and Post to Sign mounting hardware included in kits.



**Ideal for Emergency Management**



Black Semi-Gloss Powder Painted items are available in 20 additional standard colors by custom ordering. Call for details.



**Quick Tip**  
Increase safety with time-tested HI-VIZ Conspicuity Yellow



# Impact Recovery Flexible Sign Posts & Bases



Check out the  
CPC Partner Product  
Play List on the  
Custom Products  
YouTube Channel

## IMPACT recovery SYSTEMS™



**Mix 'n Match  
Components**

Posts, Bases &  
Installation

- ◆ Impact Recovery flexible sign posts for permanent use within parking lots and garages or where occasional bumping by vehicles can damage traditional signposts causing costly repairs or replacement.
- ◆ Base Components and Installation options, sold separately.
- ◆ Coupler Unit has a reactive spring assembly that allows the sign post to be bumped by vehicles, rebound, and return upright.
- ◆ Supports signs up to: • Aluminum 12" x 18" • HDPE (plastic) up to 18" x 24"



## STA-RITE FLEX SIGN POSTS

- ◆ Post is constructed of white powder coated aluminum.
- ◆ Complete with (2) brackets, bracket hardware to mount sign and black post cap.



## STANDARD FLEX SIGN POSTS

- ◆ Standard version of the Sta-Rite Aluminum posts.
- ◆ Post is made of white HDPE (hi-density plastic), no holes in post.
- ◆ Complete with hardware to mount sign and black post cap.

ITEM CODE	Post Height	for Base Style
<b>White Aluminum Post Only   No Bollard</b>		
RPOFPSISRN060Q	60"	Quick Release
RPOFPSISRN060F	60"	Fixed
RPOFPSISRN078Q	78"	Quick Release
RPOFPSISRN078F	78"	Fixed
RPOFPSISRN078D	78"	Drivable
RPOFPSISRN102F	102"	Fixed
<b>Includes Yellow Bollard</b>		
RPOFPSISRB060Q	60"	Quick Release
RPOFPSISRB060F	60"	Fixed
RPOFPSISRB078F	78"	Fixed
RPOFPSISRB102F	102"	Fixed

ITEM CODE	Post Height	for Base Style
<b>White Posts   Hi-Density Plastic</b>		
RPOFPSISPWH060QN	60"	Quick Release
RPOFPSISPWH060FN	60"	Fixed
RPOFPSISPWH066QN	66"	Quick Release
RPOFPSISPWH066FN	66"	Fixed
RPOFPSISPWH066DN	66"	Drivable
<b>Yellow Posts   Hi-Density Plastic</b>		
RPOFPSISPYE060FN	60"	Fixed
RPOFPSISPYE060QN	60"	Quick Release
<b>Orange Posts   Hi-Density Plastic</b>		
RPOFPSISPOR060FN	60"	Fixed
RPOFPSISPOR066FN	66"	Fixed

## BASE COMPONENTS

**Fixed Base**



RPOFZISMFBK

**Quick Release Base**



RPOFZIQRFBASEBK

**Quick Release Portable One Base**



RPOFZIQRPBASE

**Drivable Base**



RPOFZIDB218SQ12

**Anchor Kit**

Includes  
4 Lag Screws  
for attaching  
base to ground,  
such as concrete.  
RHSMLS12

**Adhesives**



Ideal for most surfaces.  
See page 105

## X-Tube Flexible Sign Posts & Bases

**X-Tube**  
Post, Post Cap, Base &  
**Quick Release Pin**

**Quick Release Pin**  
RPOFZPXTUBEASE800QR



**"The Yeti" 40# Portable Base**  
RPOFZPXTUBEASEYETI



**Surface Mount Base**  
RPOFSPZXTUBEASE

- ◆ Lightweight, durable plastic sign posts bend when struck, rebound to vertical position and won't damage vehicles like steel posts. Drilled for 12" x 18" sign.
- ◆ Surface Mount Base accepts both the X- and Y-Tubes or 1.75" square steel tube and locks securely in place with a simple bolt or quick-release pin.

**White Sign Post** RPOFSPXTUBEWH(XXX)

Post Height: 48" (048) | 60" (060) | 72" (072)  
78" (078) | 84" (084) | 96" (096) | 108" (108)

**Surface Mount Anchor Screws**

RHSMSCA3825 - 3/8" x 2-1/2" - for Concrete

Adhesives recommended for Asphalt, see page 105



2025 | Catalog#18

POSTS • BRACKETS • HARDWARE



## Custom Products Corporation

P.O. Box 54091  
Jackson, MS 39288-4091  
www.cpcsigns.com

PRST STD  
U.S. Postage  
**PAID**  
Custom Products  
Corporation

CSNS CATALOG - CAT17

# CUSTOM STREET NAME PACKAGES, SYSTEMS & COMPONENTS

*Leave an Impression with a Comprehensive Branding Program*

CPC offers a robust line of products and services to help you develop and implement your own comprehensive branding program from your smallest and simplest to your largest and most complex sign.



**Mail:**  
P.O. Box 54091  
Jackson, MS 39288-4091

**Shipping:**  
1120 Flowood Dr.  
Jackson, MS 39232

**EMAIL**  
sales@cpcsigns.com

find us on social media



CPCGo! - mobile app



**Sales:**  
1-800-367-1492 (Voice)  
1-601-932-5854 (Voice)  
1-800-206-3444 (Fax)  
1-601-932-7178 (Fax)

**WEBSITE**  
www.cpcsigns.com