

Distributed by:

# Construction Work Zone



# Cones & Cone Bars



## Traffic Cones

- ◆ Flexible Bright Fluorescent Orange, Lime, Blue or White PVC
- ◆ Some sizes require minimum quantity order, call for details.
- ◆ Many Sizes and Reflective Collars available.

RSPCC1803WLN	RSPCC1803WON	RSPCC1803WLR06	RSPCC1803WOR06	RSPCC2807SOR46	RSPCC2810SOR46	RSPCC2807WON	RSPCC2807WOR46	RSPCC2810WOR46	RSPCC2807WLN	RSPCC2807WLR46	RSPCC2807WWHN	RSPCC2807WWHR46	RSPCC2807WBUN	RSPCC2807WBUR46	RSPCC3610WON	RSPCC3610WOR46	RSPCC3612WOR46	RSPCC3610WLR46	RSPCC3610WLN
18"   3#   Wide Body   Lime   No Reflective	18"   3#   Wide Body   Orange   No Reflective	18"   3#   Wide Body   Lime   REFLECTIVE 6"	18"   3#   Wide Body   Orange   Reflective 6"	28"   7#   Slim Body   Orange   Reflective 4" & 6"	28"   10#   Slim Body   Orange   Reflective 4" & 6"	28"   7#   Wide Body   Orange   No Reflective	28"   7#   Wide Body   Orange   Reflective 4" & 6"	28"   10#   Wide Body   Orange   Reflective 4" & 6"	28"   7#   Wide Body   Lime   No Reflective	28"   7#   Wide Body   Lime   Reflective 4" & 6"	28"   7#   Wide Body   White   No Reflective	28"   7#   Wide Body   White   Reflective 4" & 6"	28"   7#   Wide Body   Blue   No Reflective	28"   7#   Wide Body   Blue   Reflective 4" & 6"	36"   10#   Wide Body   Orange   No Reflective	36"   10#   Wide Body   Orange   Reflective 4" & 6"	36"   12#   Wide Body   Orange   Reflective 4" & 6"	36"   10#   Wide Body   Lime   Reflective 4" & 6"	36"   10#   Wide Body   Lime   No Reflective




## Cone Bars provide an Instant Barrier in Seconds!!

RSPCCZCB6OW - Orange/White  
RSPCCZCB6YB - Yellow/Black



- ◆ Use on Cones and Knob-top Delineators
- ◆ Extends from 3.8'-6'
- ◆ Ultra lightweight - 1.35 lbs.
- ◆ Engineer Grade Reflective
- ◆ Made from ABS Plastic and are reusable



## Cone Holder

RSPCCZHOLDER


- ◆ Size: 6.75" w x 22" h
- ◆ Vehicle Bumper Mount for 18" and 28" Cones.
- ◆ Ideal for utility and fire trucks.
- ◆ Holds no more than ten (10) 18" cones or five (5) 28" cones.
- ◆ Hardware not included.



## LoPro Airport Barricades • Barricade Sheeting Rolls

### LoPro Airport Barricades

- ◆ A Low-profile, 8' long x 10" high, interlocking barricade system used to close taxiways, runways, and delineate construction areas.
- ◆ Durable construction, connectors are molded into the barricade, no pins to lose
- ◆ Accepts two styles of warning lights and has (2) two flag mounts.
- ◆ Stackable for transportation and storage
- ◆ FAA Advisory Circular No. 150/5370-2F compliant



RSPBE1PLPA096H

Standard  
Lights and Flags SOLD Separately



Specifications	Standard	Additional Options Available
Color	Orange	Custom Colors with minimum purchase
Reflective Area	72" x 6"	NONE
Stripe Size	6"	NONE
Reflectivity	HIP	DG -or- NO Reflective Sheeting
Weight	25 lbs	Fill with water, up to 220 lbs (26 gallons)



- ◆ 50 Yard Rolls
- ◆ Engineer Grade (E) in 6" or 8" widths
- ◆ High Intensity Prismatic (H) in 8" wide
- ◆ Diamond Grade Cube (3) in 7.75" wide
- ◆ Specify 4" (4) or 6" (6) stripe and right (R) or left (L) slant where appropriate

50 Yard Roll Part #	Width & Type	Stripe Width	Colors
RSHCN8117(L)60650	6" (E)	6"	O/W
RSHCN8117(L)40850	8" (E)	4"	O/W
RSH446(L)077550	7.75" (3)	6"	O/W
RSHCN8117(L)60850SC	8" (E)	6"	O/W
RSH3334(L)0850	8" (H)	4"	O/W
RSH3336(L)0850	8" (H)	6"	O/W
RSHCN8115(L)60850SC	8" (E)	6"	R/W
RSHCN515(L)60850	8" (H)	6"	R/W



RSPCC42PWOH46  
Standard

## Watchtower Cone



- ◆ 42" tall (46.25" with handle)
- ◆ Stack up to 20% more on your truck with new compact nesting design.
- ◆ Strong, ergonomic handle speeds placement on job, as it fits two hands which makes lifting with base easier. Also, it's easy to string caution tape through handles.
- ◆ Recessed area protects sheeting.
- ◆ Accepts same bases as our Navicade™ delineator which can reduce your base inventory. 10, 16, or 30 lb. recycled rubber bases available.
- ◆ Customize with your company name or logo
- ◆ NCHRP-350 Accepted, Meets MUTCD Standards

Specifications	Standard	Additional Options Available
Body Color	Orange	NONE
Stripe Width	1 each of 4" & 6" HIP	2 each 4" White & 4" Orange -or- 2 each 4" White
Stripe Color	White	Alternating Orange & White
Reflectivity	HIP	NONE -or- DG
Base	16 lbs Rubber	10 lbs. or 30 lbs.

RSPCTPO42D3  
Standard



## Open Top Delineator



- ◆ Quick and easy set-up
- ◆ Reflective Bands, 2 each - 3" or 4" wide
- ◆ Flange on bottom grabs base for tight fit, 5.375" diameter
- ◆ Post Diameter: 4"
- ◆ Recycled rubber bases: 8 lbs, 10 lbs, 12 lbs, and 18 lbs
- ◆ 2 Sizes: 42" H - weight 1.7 lbs  
28" H - weight 1.1 lbs
- ◆ NCHRP-350/MASH Accepted and Meets MUTCD Standards

Specifications	Standard	Additional Options Available
Height/Weight	42" / 1.7 lbs	28" / 1.1 lbs
Reflectivity	ENG	NONE -or- HIP -or- DG
Band (Stripe Width)	2 each - 3"	2 each - 4"
Base	8 lbs	10 lbs, 12 lbs, 18 lbs
Handle	NONE	Upgrade to the Knob-Top Delineator

Available Bases  
RSPCTPZB(XX)  
(08) 8 lbs | (10) 10 lbs  
(12) 12 lbs | (18) 18 lbs

## Gemstone™ Vertical Panel



RSPCV082440RE  
Standard

- ◆ Oversized handle with comfort grip
- ◆ Designed to withstand repeated impacts with minimal damage to vehicles or unit
- ◆ Recessed panel protects reflective sheeting, 8" W x 24" H, 34" H, OR 36" H
- ◆ Flashing light mounting receptacle
- ◆ Available in orange and white
- ◆ Solid recycled rubber bases with carrying handles come in two sizes: 20 lbs. and 30 lbs.
- ◆ Size: 15.4" W x 45" H Weight: 4 lbs.
- ◆ NCHRP-350 Accepted and Meets MUTCD Standards



RSPCVZBASE20  
20 lb. base



The handle is easy to grab even with the light attached



Sidewall design adds strength and durability



RSPCVZBASE30  
30 lb. base

Specifications	Standard	Additional Options Available
Color	Orange	White
Reflective Area	8" x 24"	8" x 34"-or- 8" x 36"
Stripe Size	4" for 8" x 24", 6" for 8" x 34" and 8" x 36"	4" for 8" x 34" and 8" x 36"
Reflectivity	ENG	HIP -or- DG
Base	20 lbs	30 lbs
Stencil	NONE	Name or Logo on Plastic Panel or Molded into Base



RSPCTJM42HN(XX)

Black (BK) | Lime (LI) | Green (GR) | Blue (BU) | White (WH) | Yellow (YE) | Red (RE)

## Colored Dome-Top Delineators

- ◆ Designed to look like a bollard, they are perfect for hotels, schools, churches, parking lots, valet parking and more! Beautiful rich color options make the uses for these delineators endless.
- ◆ Made of a special LDPE formula, these Delineators are strong where you need them to be and flexible enough to bounce back from tough impacts.
- ◆ Recycled rubber bases: 8 lbs or 12 lbs, SOLD separately.
- ◆ Easy set up and take down. An affordable option to help with vehicle and crowd control. Works in conjunction with Cone Bars.
- ◆ Bases are re-vulcanized rubber and have a nice clean look.
- ◆ Tubes have UV stabilizers to ensure they hold their color in the harshest conditions
- ◆ 3M Prismatic reflective sheeting.

Available Bases  
RSPCTJZB(XX)  
(08) 8 lbs | (12) 12 lbs



Specifications	Quick SHIP	Additional Options Available
Height	42"	42"
Reflectivity	HIP	NONE -or- ENG -or- DG
Band (Stripe Width)	2 Each - 3"	NONE
Rubber Base	8 lbs	12 lbs
Color	Black and Lime	Red, Yellow, Blue, White, Green

## Barrier Tapes



RSP710(X)



- ◆ 3 mil : 3" x 1000' Poly barrier tape provides warning of temporary safety hazard
- ◆ Economical, strong, and disposable
- ◆ Legends (X):  
(A) Caution Caution  
(B) Police Line Do Not Cross  
(F) Caution Do Not Enter
- ◆ Other sizes and legends available

# Channelizers



## Knob-Top 4" Delineator

- ◆ Height 45" x Width 4"
- ◆ Knob Top for easy handling
- ◆ Accepts cone bars
- ◆ Caution tape wraps around knob
- ◆ Support rings around reflective bands for added tape protection
- ◆ Made from low density polyethylene Fluorescent Orange plastic
- ◆ 8 lb. base is standard and included in price, other sizes available upon request.

RSPCTJK42H08



## Channelizer Cone

- ◆ Plasticade Navicade Brand
- ◆ High Density Polyethylene
- ◆ 4 - 6" Tall High Intensity Orange and White Reflective stripes
- ◆ 3 lbs. / 49.25" H x 7.6" W
- ◆ 16 lb. Recycled rubber base included in 6" HIP version.
- ◆ Unique handle is easy to grab even with flashing light or sign attached
- ◆ Stackable with or without base for easy transportation or storage
- ◆ Molded-in holes for mounting lights and signs
- ◆ NCHRP-350/MASH Accepted and Meets MUTCD Standards

RSPCC42NH4616  
16 lb. base



30 lb. base (below)

Specifications	Standard	Additional Options Available
Stripe Width	4 Each - 6"	4 Each - 4" -or- 1 Each - 4" and 6"
Reflectivity	HIP	DG -or- DG/HIP Combo -or- ENG
Base	16 lbs.	30 lbs.
Stencil	NONE	Name or Logo Molded into Base

# Channelizer Commander™ Traffic Drums



**New Power Dome Handle:**  
gentle slope of dome merges with handle

RSPCD100HI46  
RSPCD100ZBTIRE



**New Light Mounting Design:** light easily turns for stacking

**New Tire Locking Ring Design:**  
Inhibits movement of drum on road surface; textured skirt increases friction and grabs tire; anti-roll design, flat sections on two sides

- ◆ Available in High and Low Density Polyethylene
- ◆ Five Tier Design with (2) 6" Tall Orange and (2) 6" Tall White High Intensity Reflective Stripes
- ◆ 8 lbs. | 39.7"H x 23.5"W
- ◆ NCHRP-350 Accepted/Meets MUTCD Standards

Specifications	Standard	Additional Options Available
Stripe Width	(2) 6" Orange / (2) 6" White	(2) 4" Orange / (2) 4" White
Reflectivity	HIP	DG -or- ENG
Density	HIGH	LOW
Base	Tire Ring	Also available in version compatible with Snap On Rubber Base
Stencil	NONE	Molded in Name or Logo

# Type I & II Barricades



TYPE I - Standard  
RSPB1PMPC1WHE0806



TYPE II - Standard  
RSPB1PMPC2WHE0808

## Combocade™ Type I and Type II Barricade

- ◆ Steel leg barricade with your choice of aluminum, plastic, or plywood boards
- ◆ Boards and legs can be replaced, legs can be repaired
- ◆ 45" steel legs, 14 gauge thickness, galvanized - white powder coated finish available by special order
- ◆ Plastic boards are strong and dense, will not bend, warp, crack, splinter, or peel
- ◆ Bolt holes are molded into the plastic boards
- ◆ Dimensions: 24.4"W x 42.6"H | Board Sizes Available: 8" x 24" and 12" x 24"
- ◆ NCHRP-350 Accepted/Meets MUTCD Standards



Purchase barricades fully assembled or as component parts.

Names can be stenciled on blank panels for identification.

Leg hinge hole accepts 1/2" light mounting bolt



Specifications	Standard	Additional Options Available
Reflectivity	ENG	HIP -or- DG
Reflective Area Type I Barricade	8" x 24" Top Panel	12" x 24" Top Panel
Reflective Area Type II Barricade	8" x 24" Top Panel 8" x 24" Bottom Panel	12" x 24" Top Panel 8" x 24" Bottom Panel
Usage	Type I or Type II Barricade	Safety Signage
Stencil	NONE	Recommended for Type I Only
Purchase Option	Complete Barricade	Replacement Parts

## Econocade® Type I and Type II Barricade



RSPB1PPPE2WHE0808  
TYPE II

- ◆ One piece solid construction
- ◆ Size: 24.4" x 42.6"
- ◆ Easy to handle, pack, and transport.
- ◆ Rust free and impact resistant.
- ◆ Bottom rail can carry a sand bag.
- ◆ Two flashing light receptacles
- ◆ White in Stock. Also available in Orange, Yellow, Red, Blue and Green.
- ◆ NCHRP-350 Accepted and meets MUTCD Standards



RSPB1PPPE1WHE08  
TYPE I

The Econocade Barricade can be purchased in a variety of colors.



Specifications	Standard	Additional Options Available
Body Color	White	500 Piece Minimum: Orange, Red, Yellow, Green or Blue
Reflectivity	ENG	HIP -or- DG
Reflective Area Type I Barricade	8" x 24" Top Panel	12" x 24" Top Panel
Reflective Area Type II Barricade	8" x 24" Top Panel 8" x 24" Bottom Panel	12" x 24" Top Panel 8" x 24" Bottom Panel
Usage	Type I or Type II Barricade	Safety Signage
Stencil	NONE	Recommended for Type I Only

## Plasticade® Type I and Type II Barricade



RSPB1PPPL2WHH08  
TYPE II

- ◆ Premium Plasticade Barricade
- ◆ Withstands repeated impacts
- ◆ Molded-in handles with mounting holes for attaching flashing lights
- ◆ "Click lock" hinges for a positive interlock in the open position
- ◆ Internal ballasting, up to 10 lbs. of sand
- ◆ Sandbag bar (for additional weight)
- ◆ White in Stock. Also available in Orange and Yellow.
- ◆ All grades of reflective sheeting available.
- ◆ Stacking lugs keep units from sliding when stacked
- ◆ NCHRP-350 Accepted and meets MUTCD Standards



RSPB1PPPL1WHH08  
TYPE I



RSPB1PPPL2WHH12  
TYPE II



Add a Sign Sleeve to use as a sign stand



Stenciling Available

Specifications	Standard	Additional Options Available
Body Color	White -or- Orange	Yellow
Reflectivity	HIP	ENG -or- DG
Reflective Area Type I Barricade	8" x 24" Top Panel	12" x 24" Top Panel
Reflective Area Type II Barricade	8" x 24" Top Panel 8" x 24" Bottom Panel	12" x 24" Top Panel 8" x 24" Bottom Panel
Usage	Type I or Type II Barricade	Sign Stand with Sign Sleeve Option -or- Safety Signage
Stencil	NONE	Recommended for Type I Only

## Omni™ A-Frame Type I & II Barricade

- ◆ Perfect for crowd control and road closures
- ◆ Versatile Omni™ A-Frame accepts Plasticade® 1" x 8" Barricade Boards and I-Beam Boards
- ◆ 20% heavier than the Plasticade® A-Frame barricade leg with a solid wall design
- ◆ Stacking lugs for easy transportation and storage
- ◆ Flashing light mounting receptacle on each leg
- ◆ Use with one or two 1" x 8" boards

Specifications	Omni™ Package	I-Beam Board Package	Options Available
Leg	Omni™ A-frame	Plasticade A-frame	Omni™ A-frame (works with most board styles) -or- Plasticade A-frame (works with I-Beam Board Only)
Board	1" x 8" Barricade Boards of your choice, found on page 82	I-BEAM Board	1" x 8" Barricade Board -or- I-BEAM Board
Board Quantity		2	1 -or- 2
Length		8'	6', 8', 10', 12'
Reflective Sides	(I-Beam Boards also available, call for details)	2	1 -or- 2
Reflectivity		HIP	DG -or- ENG
Stencil	NONE	NONE	NONE -or- Custom Stencil
Purchase Option	Build a Custom Kit	Pre-Made Kit	Build a Custom Kit, Pre-Made Kit -or- Replacement Parts



### Omni™ Package

RSPBAPA200 Build a Custom Kit with (2) Omni A-Frame Legs and 1" x 8" Barricade Boards of your choice, found on page 82.

### I-Beam Board Package RSPBAPAIK096HD2

(2) Plasticade A-Frame Legs and (2) 2" x 8" x 8' I-Beam Boards  
Use as a Type I Barricade (left) -or- as a Type II Barricade (right)





# Type III Barricades

## Telespar® Breakaway System Kits



Breakaway Kit #1 (shown)  
Breakaway Kit #2 (same design but includes Quick Release Pins)

Kits allow quick removal of uprights from feet for short term or permanent placement. Easy to assemble and replace parts if necessary. Upright accepts a flashing barricade light. **Kits #1-3 Include:**

- ◆ (2) Two - 5' Telespar® Feet
- ◆ (2) Two - 5' Telespar® Uprights
- ◆ (2) Two - 6" Telespar® Stubs
- ◆ (1) One - Hardware Kit - Board to Square Post Upright
- ◆ NOTE: Kit #3 includes 2 complete Shear Pin Breakaway Kits

The Telespar® Square Posts shape provides superior wind load capabilities and inhibits warping. Galvanized, hot rolled high carbon steel. Pre-punched mounting 7/16" holes.



Breakaway Kit #3 (shown)

### Breakaway Kit #1 - RSPB3ZBUS1



- ◆ **Welded Riser Design**
- ◆ 14 gauge galvanized steel square post breakaway system
- ◆ 2" Feet & 1.75" Uprights

### Breakaway Kit #2 - RSPB3ZBUS1QR



- ◆ **Welded Riser Design w/ Quick Release Pins**
- ◆ 14 gauge galvanized steel square post breakaway system
- ◆ 2" Feet & 1.75" Uprights

### Breakaway Kit #3 - RSPB3ZBUS



- ◆ **Shear Pin Design**
- ◆ 12 gauge galvanized steel square post breakaway system
- ◆ 1.75" Feet & 1.5" Uprights

## Choose Options for Barricade Boards (sold separately from Breakaway Kits #1-3)



"LEFT" Stripes begin at the upper left side and slope downward to the lower right.



**Orange** - Temporary Traffic Control  
**Red** - STOP or Prohibition (Permanent)



"RIGHT" Stripes begin at the upper right side and slope downward to the lower left.



### RSPB3Z(XXX)S(X)M(S/D)(L/R)(OW/RW)6

- ◆ 1" thick x 8" wide plastic boards: extruded hollow core with internal walls for strength and durability.
- ◆ **Length (XXX):** (048) 4' | (072) 6' | (096) 8' | (120) 10' | (144) 12'
- ◆ **Sheeting (X):** (H) High Intensity Prismatic  
(E) Engineer Grade  
(D) Diamond Grade Sheeting
- ◆ **Sides (S/D):** (S) Single Sided or (D) Double Sided
- ◆ **Stripe Direction (L/R):** Right (R) or Left (L) or omit if (D)
- ◆ **Color (OW/RW):** (OW) Orange/White or (RW) Red/White



TOP SELLER Barricade Board	
<b>Length</b>	8' (96")
<b>Reflective Sides</b>	1 - Single Sided
<b>Reflectivity</b>	HIP
<b>Stripe Direction</b>	6" Left or Right Stripe
<b>Stripe Color</b>	Orange & White
<b>Stencil</b>	NONE

## More Kit Options, Parts & Accessories

Barricade Tape, see page 78.



### Angle Iron/ Telespar® Kits

The below components are also available as Kits. Kits include three barricade boards of your choice plus all the hardware needed for assembly.



**Angle Iron Uprights with Angle Iron Feet**  
RSPB3ZBUZAIU(L/R)  
1 (L) Left and 1 (R) Right Angle Iron Upright required per barricade



Telespar® Uprights with **Angle Iron Feet**  
RSPB3ZBUZAIIF



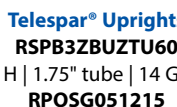
**Telespar Foot 2"**  
14 Gauge w/6" Riser  
RSPB3ZBUZTF



**Plasticade Volcano Rubber Base**  
for 1.75" square post  
RSPB3ZBUZRV




**Plasticade Power Posts**  
RSPB3ZBUZPPU



**Telespar® Uprights**  
RSPB3ZBUZTU60  
60" H | 1.75" tube | 14 Gauge  
RPOSG051215  
60" H | 1.5" tube | 12 Gauge  
RPOSG0512175  
60" H | 1.75" tube | 12 Gauge

**Crossmember Stabilizer Bar**  
1.75"/14 gauge for 8' Type III  
RSPB3ZBUZTC70



**T-Bracket**  
RSPB3ZBUZCHTB

**Hardware Kit** for T-Bracket and Crossmember  
RSPB3ZBUZCHTBH



**Quick Release Pin - 2"**  
RSPB3ZBUZTFHQRP2



**Board to Square Post Upright Hardware Kit**  
RSPB3ZBUZSPUH

## ALL Plastic Type III Barricades

### Plasticade® Break-Away

- ◆ Collapsible, lies flat for storage and transport
- ◆ Available with 5 board lengths: 1" x 8" boards, 4', 6', 8', 10' or 12' long
- ◆ Easier to transport, install, and store than wood or steel Type III Barricades
- ◆ Accepts two flashing lights
- ◆ Boards are available sheeted (one or both sides) or unsheeted
- ◆ Barricades are sold in kits with hardware included or as component parts
- ◆ NCHRP-350 Accepted, Meets MUTCD Standards



### Sentinel™

- ◆ Easy to assemble base consists of 2 pieces, upright and base, that snap together, no hardware required.
- ◆ Available with two board lengths: 1" x 8" boards, 4' or 6' long
- ◆ Boards can be purchased sheeted (on one or both sides) or unsheeted
- ◆ Base can be internally ballasted with sand, sandbags, or water in warmer climates
- ◆ NCHRP-350 Accepted, Meets MUTCD Standards



## Plasticade Safety Signage

**Easy-Fold Sandwich Boards** are a great option for Temporary Traffic Control when ease of use and portability are a must.

- ◆ Choose from 3 sizes and 3 colors: White, Yellow or Orange
- ◆ 51 Standard Legends; *Custom Legends also available.*
- ◆ Hassle-free, guaranteed, professional application available on legends.
- ◆ Available as a blank, single or double sided.
- ◆ Sheeting: High Intensity (H), Diamond Grade (D) or Engineer Grade (E)
- ◆ School Zone Sign Sheeting: FYG VIP only (D)
- ◆ May be internally ballasted with sand.



#### Narrowcade®

Holds signs 12"W x 24"H  
Dimensions: 45"H x 13"W  
Item #C165 Weight: 11 lbs.

#### Minicade®

Holds signs 12"W x 24"H  
Dimensions: 36"H x 13"W  
Item C155 Weight: 10 lbs.

#### Signicade®

Holds signs 24"W x 36"H  
Dimensions: 45"H x 25"W  
Item C130 Weight: 18 lbs.

Specifications	Standard	Additional Options Available
Colors	White	Orange or Yellow
Reflectivity	HIP	DG
Usage	Barricade and Vertical Panel	Safety Signage

C130 -or- C155 -or- C165 ▼ STAND OPTION	(X1) ↓ LEGEND SIDE 1	(X2) ↓ LEGEND SIDE 2	H -or- E -or- D ▼ REFLECTIVE OPTION
--	-------------------------------	-------------------------------	--

CODE	LEGEND/COLOR SCHEME	CODE	LEGEND/COLOR SCHEME	CODE	LEGEND/COLOR SCHEME	CODE	LEGEND/COLOR SCHEME
1005	10 MPH	1049	EXIT →	1102	PARKING LOT CLOSED	1162	STOP
1006	15 MPH	1016L	LEFT ARROW	1104	PARKING LOT FULL	1164	STOP FOR PEDESTRIANS IN CROSSWALK
1007	20 MPH	1016R	RIGHT ARROW	1120	ROAD CLOSED	1170	STOP POLICE CHECK POINT
1133	SLOW - Vertical	1073	← KEEP LEFT	1080	LANE CLOSED	1142	SLOW POLICE CHECK POINT AHEAD
1443	SLOW - Horizontal	1074	KEEP RIGHT →	1092	NO LEFT TURN	1177	STOP SOBRIETY CHECK POINT
1465	SLOW WORK ZONE AHEAD	1043	← DETOUR	1095	NO RIGHT TURN	1150	SLOW SOBRIETY CHECK
1147	SLOW SCHOOL ZONE AHEAD	1044	DETOUR →	1084	MEN WORKING	1148	SLOW SHERIFF CHECKPOINT
9278	SCHOOL CROSSING	1046	DO NOT ENTER	1086	MOWING AHEAD	1134	SLOW ACCIDENT AHEAD
1126	SCHOOL ZONE 10 MPH	1061	FUNERAL NO PARKING	1180	SURVEY CREW AHEAD	1136	SLOW EMERGENCY AHEAD
1127	SCHOOL ZONE 15 MPH	1093	NO PARKING	1190	TREE WORK AHEAD	1140	SLOW PEDESTRIAN CROSSING
1128	SCHOOL ZONE 20 MPH	1098	← PARKING	1191	UTILITY WORK AHEAD	1200	LEFT BARRICADE
1091	← NO EXIT	1099	PARKING →	1196	FLAGMEN AHEAD	1210	RIGHT BARRICADE
1048	EXIT	1100	↑ PARKING	1198	RESERVED		



# Barriers & Barricades

## Strongwall ADA Pedestrian Barricade



Use Strongwall to create ADA compliant walkway



- ◆ Meets or exceeds ADA Guidelines and MUTCD Standards, no trip hazard for pedestrians
- ◆ Linking sections fit together securely
- ◆ Top Wall - rugged polyethylene
- ◆ Bottom Base - 43 lbs. self weighted black base with carry handle. Stable in windy conditions, no sandbags needed!
- ◆ Modular system can be shaped to any layout and is quick and easy to install
- ◆ Anti-tamper linking system - difficult for unauthorized personnel to dismantle when linked
- ◆ Compact stacking lowers transport costs
- ◆ Available in orange or white with or without retro-reflective sheeting.



Single Section w/Base  
43" L x 15.5" w x 38" H  
Weight: 51 lbs.



**RSPCWSZB**  
Base Dimensions  
40.4" L x 15.5" W x 12" H

**RSPCWSAW**

**RSPCWSAO**



**ADA Compliant**

Sheeting Area: 6" x 30" on both sides

Specifications	Standard	Additional Options Available
Color	Orange	White -or- Alternating Orange & White
Reflective Sides	2	1 on pedestrian side -or- 1 on outside
Reflectivity	NONE	HIP -or- ENG
Use of water or sand bags for stabilization	NONE: the base design eliminates the need	Fillable with up to 33 lbs of water

Sheeting Area  
48" x 8" on both sides

## Plasticade Water Filled Barricade System

- ◆ Durable construction, impact resistant.
- ◆ Conforms to any roadway design, can turn 90 degrees - linked units secured with connector pin - quick assembly and breakdown.
- ◆ Lightweight - no heavy machinery needed for installation
- ◆ Stackable for transport and storage
- ◆ Can be moved while filled with water
- ◆ Accepts standard warning lights
- ◆ Accepts optional fence panels 54"W fencing with 8'H - 3" diameter posts
- ◆ NCHRP-350 Accepted, Test Level 2, Meets MUTCD Standards
- ◆ Uses: Block off Work Zone Areas from workers and public; Provides visual pathway for vehicles and pedestrians; Perimeter security; Crowd Control



Single Section  
60" L x 36" H | Weight Empty: 50 lbs. | Weight Filled: 683 lbs.

Specifications	Standard	Additional Options Available
Color	Orange or White	NONE
Reflective Sides	2	No Reflective
Reflectivity	HIP	NONE -or- ENG
Use of water or sand bags for stabilization	NONE	Fillable with sand or up to 72 gallons of water

## Crowdcade Control Barrier

- ◆ Linking bracket accommodates various configurations - units pivot on bracket and adjust to uneven ground
- ◆ Easy stacking, no tangling of feet that rotate flat for stacking
- ◆ Panels on both sides for retro-reflective sheeting
- ◆ Holes for signs to be affixed
- ◆ Sturdy, durable - thick, double wall panel

Sheeting Area 5.5" x 51" on both sides



Single Section w/Feet  
74" L x 39.5" H Weight: 32 lbs.  
**RSPCPCOR6 - Orange**  
**RSPCPCWH6 - White**

## Crowdcade Deluxe Control Barrier

- ◆ Double locking hooks accommodate various configurations - units pivot on hooks and adjust to uneven ground
- ◆ Stands up to large crowds with steel legs integrated with barricade panel to prevent top-over.
- ◆ Unique Quick-Change™ system makes it easy to insert signs
- ◆ Sturdy and extra durable - Feels as solid as steel, but won't rust - 50% thicker double wall panel, prevents warping or bending. (when compared to Crowdcade)



Single Section w/Feet  
86.25" L x 42" H Weight: 51 lbs.  
**RSPCPCOR7 - Orange**  
**RSPCPCWH7 - White**



## Safegate Manhole Guard



**RSPCPCBSGMG**

Single Unit  
29.5" L x 39.4" H  
Weight: 4.4 lbs.

- ◆ Ideal for Utility Work
- ◆ Non-conductive (dielectric), no metal used
- ◆ Great for protecting any area requiring temporary restriction of access
- ◆ Hinged clips make it easy to configure sections into rectangles of various sizes - locking clamp to be used for straight sections
- ◆ Folds up for storage and sets up quickly
- ◆ Carry handles for transport
- ◆ Longer life than metal, replacement sections available
- ◆ Available in yellow



# Trench Covers & Curb Ramps

• Lighter than Steel • Stronger than Wood • Anti-Slip Surface • Deters Metal Thieves •



27" Trench Cover  
47.2" L x 31.5" W  
Weight: 26.5 lbs.



50" L x 38.5" W x 3" H  
Weight: 13.2 lbs.



44.3" L x 44.3" W  
Weight: 62 lbs.

## Trench Covers - 27" or 35"

- ◆ Two sizes - designed to cover trenches up to 27" or 35".
- ◆ Takes the vehicle weight up to 4,410 lbs.
- ◆ Beveled edge prevents tripping
- ◆ Molded from a single piece of fiberglass composite - underside has ribbed framework for added strength
- ◆ Recommended bolting to road surface



35" Trench Cover  
63" L x 47.2" W  
Weight: 73 lbs.

## SafeKerb Ramp

- ◆ Adapts to curb heights from 3" to 6.3"
- ◆ Withstands loads up to 553 lbs.
- ◆ Raised sides prevent vehicle run off
- ◆ Molded from high density polyethylene
- ◆ Stacks for transport and storage
- ◆ Bolt to road and walkway surface for added stability



Road Plate: 59" L x 19.7" W / Weight - 96.8 lbs.  
End Section: 59" L x 19.7" W / Weight - 50.6 lbs.

## Pedestrian Trench Cover

- ◆ Pedestrians Only - takes up to 553 lbs.
- ◆ Covers trenches up to 27.5"
- ◆ Smooth rubber edge greatly reduces tripping hazard
- ◆ Resists sliding, no need to bolt down - flexible material which grips the surface underneath

## Road Plate

- ◆ Easy to install modular system with no special equipment needed, weighs 97 lbs. per section
- ◆ Tested to vehicle weights of 96,800 lbs - Single wheel load, 14,520 lbs.
- ◆ No rust or corrosion
- ◆ Long lasting polymer material
- ◆ No "rattle" from crossing vehicles
- ◆ Design slows traffic for increased safety
- ◆ Features "Drop Pins" that increase stability - pins protrude into trench preventing lateral movement of plate
- ◆ Steel linking brackets lock sections together
- ◆ End sections must be bolted to ground in order to lock unit into position
- ◆ Stacks securely for transportation and storage



Specifications		
Traffic Type	Vehicle & Pedestrian	Pedestrian Only
	27" Trench Cover 35" Trench Cover Road Plate	Ped Trench Cover SafeKerb Ramp
Trench Widths	Up to 27" Wide	Up to 35" Wide
	27" Trench Cover 35" Trench Cover Road Plate Ped Trench Cover	35" Trench Cover Road Plate
Vehicle Weight Limit	Up to 4,410 Lbs	Up to 14,520 lbs per wheel
	27" Trench Cover 35" Trench Cover Road Plate	Road Plate

CONSTRUCTION WORK ZONE

# Safety Vests

## Economy Safety Vest ANSI/ISEA 107-2015 Class 2

RSAGV2EOSDVM(XX)N Orange  
RSAGV2ELSDVM(XX)N Lime  
Zipper Closure Vest  
with Reflective Striping.

RSAGV2EOSDZM(XX)N Orange  
RSAGV2ELSDZM(XX)N Lime  
Hook & Loop Closure  
Mesh Vest with  
Reflective Striping.

Specify Size (XX)  
(L), (XL), (2X)



## Two-Tone Safety Vests ANSI/ISEA 107-2010 Class 2

RSAGV2SLSDZM(XX)N - Lime  
RSAGV2SOSDZM(XX)N - Orange

Hook & Loop Closure,  
Reflective Striping,  
Contrasting Trim &  
1 Upper Left Front  
Pocket and 1 Lower  
Right Inside Pocket.

Specify Size (XX)  
(M) fits M, (L) fits L,  
(XL) fits XL, (2X) fits 2XL



## Premium Safety Vest

ANSI/ISEA 207-2006 Class 3/Type R

RSAGV35PBL5SZM(XX)N - Lime

5-Point Breakaway with  
Zipper Front Closure,  
Reflective Stripes,  
Contrasting Trim,  
2 Upper Outside  
Pockets and 2 Lower  
Inside Pockets.

Specify Size (XX):  
(ML) fits M-L,  
(XL2X) fits XL-2XL  
(3X5X) fits 3XL-5XL



0 DAYS

# Construction Work Zone Signs



CWZ Signs can be ordered with  
 500 ft (05)  
 1000 ft (10)  
 1500 ft (15)  
 1/2 mile (5M)  
 1 mile (1M)  
 Ahead (AH)  
 \_\_\_00 FT (F)  
 (Blank Space) (B)  
 Example:  
 S4848W202(AH)(X)AC

Huge Selection\*  
**IN STOCK**  
**READY TO**  
**SHIP SIGNS**



S3030W202(XX)(X)AC  
 S3636W202(XX)(X)AC  
 S4848W202(XX)(X)AC



S3030W203(XX)(X)AC  
 S3636W203(XX)(X)AC  
 S4848W203(XX)(X)AC



S3030W204(XX)(X)AC  
 S3636W204(XX)(X)AC  
 S4848W204(XX)(X)AC



S3030W205L(XX)(X)AC  
 S3636W205L(XX)(X)AC  
 S4848W205L(XX)(X)AC



S3030W205R(XX)(X)AC  
 S3636W205R(XX)(X)AC  
 S4848W205R(XX)(X)AC



S3030W213(XX)(X)AC  
 S3636W213(XX)(X)AC  
 S4848W213(XX)(X)AC



S3030W201(XX)(X)AC  
 S3636W201(XX)(X)AC  
 S4848W201(XX)(X)AC



S3030W217(XX)(X)AC  
 S3636W217(XX)(X)AC  
 S4848W217(XX)(X)AC



S3030W205AL(XX)(X)AC  
 S3636W205AL(XX)(X)AC  
 S4848W205AL(XX)(X)AC



S3030W205AR(XX)(X)AC  
 S3636W205AR(XX)(X)AC  
 S4848W205AR(XX)(X)AC



S3030W215BL(XX)(X)AC  
 S3636W215BL(XX)(X)AC  
 S4848W215BL(XX)(X)AC



S3030W215BR(XX)(X)AC  
 S3636W215BR(XX)(X)AC  
 S4848W215BR(XX)(X)AC

\*Call customer service for current availability. 48" Signs Must Ship Truck Line.

CONSTRUCTION WORK ZONE



Reverse Curve Left  
 S4848W14L(X)AC



Reverse Curve Right  
 S4848W14R(X)AC



Merge Left  
 S4848W41L(D)AC



Merge Right  
 S4848W41R(D)AC



Lane Reduction Left  
 S4848W42L(X)AC



Lane Reduction Double  
 S4848W42D(X)AC



Lane Reduction Right  
 S4848W42R(X)AC



S3648W143(X)AC



Flagger Symbol  
 S3030W207(X)AC  
 S3636W207(X)AC  
 S4848W207(X)AC



SNON4848W207B(X)AC



S3030W34(X)AC  
 S3636W34(X)AC  
 S4848W34(X)AC



Men Working Symbol  
 S3030W211(X)AC  
 S3636W211(X)AC  
 S4848W211(X)AC



S3030W811(X)AC  
 S3636W811(X)AC  
 S4848W811(X)AC



S3030W812(X)AC  
 S3636W812(X)AC  
 S4848W812(X)AC



S3030W93(X)AC  
 S3636W93(X)AC  
 S4848W93(X)AC



S3030W215(X)AC  
 S3636W215(X)AC  
 S4848W215(X)AC



S2424W211B(X)AC  
 S3030W211B(X)AC  
 S3636W211B(X)AC  
 S4848W211B(X)AC



S3030W211C(X)AC  
 S3636W211C(X)AC  
 S4848W211C(X)AC



S3030W212(X)AC  
 S3636W212(X)AC  
 S4848W212(X)AC



S3030W212T(X)AC  
 S3636W212T(X)AC  
 S4848W212T(X)AC



S3030W215AL(X)AC  
 S3636W215AL(X)AC  
 S4848W215AL(X)AC



S3030W215AR(X)AC  
 S3636W215AR(X)AC  
 S4848W215AR(X)AC



S3030W216(X)AC  
 S3636W216(X)AC  
 S4848W216(X)AC



S3030W221(X)AC  
 S3636W221(X)AC  
 S4848W221(X)AC



S3030W241(L)(X)AC  
 S3636W241(L)(X)AC  
 S4848W241(L)(X)AC



S3030W241A(R)(X)AC  
 S3636W241A(R)(X)AC  
 S4848W241A(R)(X)AC



S3030W241B(R)(X)AC  
 S3636W241B(R)(X)AC  
 S4848W241B(R)(X)AC



S1818W131P10(X)AC  
 S2424W131P10(X)AC



S1818W131P15(X)AC  
 S2424W131P15(X)AC



S1818W131P20(X)AC  
 S2424W131P20(X)AC



S1818W131P25(X)AC  
 S2424W131P25(X)AC



S1818W131P30(X)AC  
 S2424W131P30(X)AC



S1818W131P35(X)AC  
 S2424W131P35(X)AC



S1818W131P40(X)AC  
 S2424W131P40(X)AC



S1818W131P45(X)AC  
 S2424W131P45(X)AC

0 DAYS

## Replacement Requirements\*

Work Zone signs should only be used in "new" or "like new" condition and replaced immediately if missing, damaged or deteriorated. While they are temporary signs, condition is extremely critical because travel through work zones can be hazardous with unexpected or unusual conditions.

\*Maintenance of Signs and Sign Support: FHWA-SA-09-025

## Are Your Signs Bright Enough?

All Ground Mounted Warning Signs MUST be Type II Reflective or better. All Roll-Up Signs used at night MUST be retro-reflective. To stay in compliance with the MUTCD, we recommend using:

**3M** Fluorescent Orange VIP or Orange HIP for all **Work Zone Signs** for the best overall value and warranty included.

Fluorescent Orange  
VIP

Orange  
HIP





# "Crashworthy" Barricade Signs

0 DAYS

### Substrates (S):

- (M3) ACM (radius corners & holes)
- (A) .080" Aluminum (radius corners & holes)
- (C04) 4MM Coroplast (straight corners)
- (C10) 10MM Coroplast (straight corners)

### 3M Reflective Sheeting (X):

- (3) DG3 Diamond Grade Cubed
- (D) VIP Diamond Grade
- (H) High Intensity Prismatic
- ACM and Coroplast Signs are crashworthy when mounted on a Type III Barricade.
- Popular legends shown, available in all 4 substrates. Call customer service for custom legends.

 S6030R113C(X)(S)	 S6030R113A(X)(S)	 S6030R114(X)(S)	 S2412R911(L/R)(X)(S)	 S1824W18(X)(S) S2430W18(X)(S)
 S4830R112(X)(S)	 S4830R112S(X)(S)	 S2412R99(X)(S)	 S2412R910(L/R)(X)(S)	 S2412M48(X)(S)
 S4830R112L(X)(S)	 S4830R112B(X)(S)	 S4830R112C(X)(S)	 S4818M410(L)(X)(S)	 S2412M48B(X)(S)
			 S3618G202(X)(S) S4824G202(X)(S)	 S3618W17(X)(S) S4824W17(X)(S)

## ACM Sheets

- 3MM Aluminum Composite Material (ACM) is made of two sheets of .021 Aluminum bonded to a thermoplastic core.



RBACM3MM4896WHAL  
48" x 96"

- ACM's flat rigid surface and weather resistance ensures long-term performance and durability.
- ACM is lightweight at only .8 lbs per square foot.



S3618G201B(X)(S)  
S4824G201B(X)(S)  
\*Specify miles

 S3024M49B(X)(S)	 S3024M49U(X)(S)	 S2418M48A(X)(S)	 S0824OM3(L/R)(H)AC
 S3024M49B(L)(X)(S)	 S3024M49(L)(X)(S)	 S4836E52A(X)(S)	
 S3024M49A(L)(X)(S)	 S3024M49C(L)(X)(S)	 S4836E52(X)(S)	

## Temporary CWZ Roll-Up Signs

0 DAYS

LEGEND	
W34	Be Prepared To Stop
W221	Blasting Zone Ahead
W202AH	Detour Ahead
W207AAH	Flagger Ahead
W207	Flagger Ahead Symbol
W207BAH	Flagman Ahead
W42(L/R)	(Left/Right) Lane Ends Merge Symbol
W205(L/R)(D)	(Left/Right) Lane Closed (Distance)
W211D	Litter Crew Ahead
W211B	Men Working
W211C	Mowers Ahead
W204AH	One Lane Road Ahead
W203	Road Closed Ahead
W201(D)	Road Work (Distance)
W213AH	Road Machinery Ahead
SWC	Sheriff's Work Crew
W216AH	Survey Crew Ahead
W214TAH	Tree Work Ahead
W414	Trucks Entering Highway
W217AH	Utility Work Ahead
W211AAH	Workers Ahead
W218AH	Work Area Ahead
W211	Workers Symbol

Quantity Discounts Available



A large variety of standard MUTCD legends via drop ship directly from the manufacturer thru trusted and reliable business partnerships.

### Choose Sign Options: RMS(XX)(LEGEND)(L/R)(D)(M)

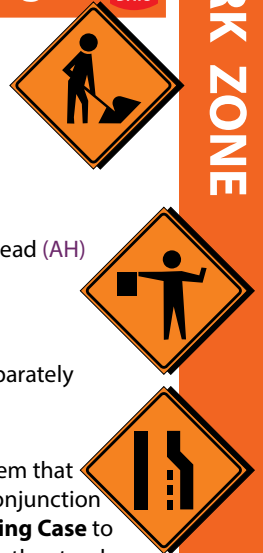
- Size (XX):** (36) 36" | (48) 48"
- Legend:** Include Left or Right (L/R) or Distances (D) : as required: • 500 ft (05) • 1000 ft (10) • 1500 ft (15) • 1/2 mile (5M) • 1 mile (1M) • Ahead (AH)
- Sign Types and Material (M):**
  - (D) 3M Diamond Grade | Standard Vinyl Pockets | Ribs Sold Separately
  - (H) 3M High Intensity | Standard Vinyl Pockets | Ribs Sold Separately
  - (N) Econo Mesh Non Reflective | Standard Vinyl Pockets | Ribs Sold Separately
  - (CSD) Marathon Diamond Grade | Compact Wrap & Roll System
  - (CSH) Super Brite High Intensity | Compact Wrap & Roll System
- Compact Wrap & Roll Signs** are part of a Premium Space Saving System that come pre-installed with hinged, integrated cross bracing to work in conjunction with the **MDI Compact Sign Stand-RPOTTCS23612DLK** and a **Carrying Case** to hold one collapsed Sign and the Stand. The sign is already latched into the stand allowing deployment in mere seconds!
- Call Customer Service for more info.

**Standard Roll-Up Sign Ribs**  
**SOLD Separately.**  
Heavy Duty Ribs available upon request.

RMSR(36/48) (36) 36" or (48)48" Roll-Up Sign Ribs



CONSTRUCTION WORK ZONE



# Work Zone Sign Stands

## STANDARD GT2 Tripod Stand



**Quick SHIP**

**NOTE:** The GSS-3 and GT-2 stands have not been tested under the NCHRP-350 guidelines and may NOT be used on Federal or State roads. NCHRP-350 approved tri-pods available upon request.

- ◆ For Roll-Up and Rigid Signs
- ◆ 3 Flag Holders
- ◆ Galvanized Steel
- ◆ 53" High
- ◆ 14 lbs.

## SUPER ECONOMY GSS3 Galvanized Step Sign Stand



**Quick SHIP**

- ◆ For Roll-Up Signs
- ◆ Pointed for ground installation
- ◆ Galvanized Steel
- ◆ 60" High
- ◆ 7 lbs.



## STANDARD Guardrail Clamp



◆ Firmly affixes to guard rails for use with 36" & 48" Roll-Up and Rigid Signs in no wind to high wind speed conditions.



**RPOTTGDS23**  
Specify sign type when ordering

**Dual Springs**

## STANDARD SZ412 Compact Stand



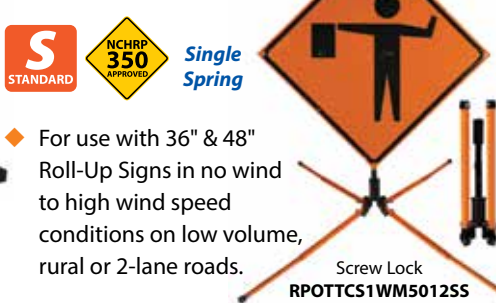
**NCHRP 350 APPROVED**

**NO Spring**

**RPOTTCRSZ412** - Auto-Latch  
**RPOTTCRSZ412UB** - Universal Bracket

- ◆ For use with 36" Roll-Up Signs in no wind to low wind speed conditions on low volume, rural or 2-lane roads.
- ◆ Above Grade Clearance of 12"
- ◆ Less than 1 cubic foot when stored.
- ◆ Weight: 20 lbs.

## WM5012SS Compact WindMaster® Stand



**STANDARD** **NCHRP 350 APPROVED** **Single Spring**

- ◆ For use with 36" & 48" Roll-Up Signs in no wind to high wind speed conditions on low volume, rural or 2-lane roads.
- ◆ Above Grade Clearance of 12"
- ◆ Requires 1 cubic foot of storage space.
- ◆ Weight: 20 lbs.

## Premium Quality WM4818K Mid-Size Stand WindMaster® RPOTTC2WM4818(KX)



**NCHRP 350 APPROVED** **Dual Springs**

- ◆ Above Grade Clearance of 18"
- ◆ Weight: 32 lbs.
- K1 - Roll Up
- K2 - Rigid
- K3 - Dual

## STANDARD Full-Size Stand



**NCHRP 350 APPROVED**

- ◆ For use with 36" & 48" Roll-Up and Rigid Signs in no wind to high wind speed conditions on low to high volume, 2 or 4-lane roads.

**RPOTTC2S2ZZROLLUPB**  
Roll-Up Bracket

**RPOTTC2S2Z4602S (5' /60")**  
**RPOTTC2S2Z4842S (7' /84")**

2 Sizes:

- ◆ Above Grade Clearance of 5' /60"  
Weight: 42 lbs. | 48 lbs. w/rigid assembly
- ◆ Above Grade Clearance of 7' /84"  
Weight: 44 lbs. | 50 lbs. w/rigid assembly

**Add-On Roll-Up Bracket**

## STANDARD Median Barrier Clamp

- ◆ For use with 36" & 48" Roll-Up and/or Rigid Signs in no wind to high wind speed conditions.



- ◆ WindMaster® dual springs and telescoping upright.
- ◆ Attaches firmly to median barrier with four, screw-in T-handle spikes.
- ◆ 3- Flag Holder included, flags sold separately.

**RPOTTCMBCSA114818K1**- Roll-up Sign Holders | 5"-11" Clamp Range | 39.7 lbs  
**RPOTTCMBCSA114818K2**- Rigid Sign Holder | 5"-11" Clamp Range | 40.85 lbs.  
**RPOTTCMBCSA114818K3**- Rigid/Roll-up Sign Holders | 5"-11" Clamp Range  
**RPOTTCMBCSA154818K1**- Roll-up Sign Holders | 9"-15" Clamp Range  
**RPOTTCMBCSA154818K2**- Rigid Sign Holder | 9"-15" Clamp Range  
**RPOTTCMBCSA154818K3**- Rigid/Roll-up Sign Holders | 9"-15" Clamp Range

**Safety Flags see p. 45**



## Premium Quality Zephyr Stand

- ◆ For use with 36" & 48" Roll-Up Signs in no wind to low wind speed conditions on low volume, rural or 2-lane roads.
- ◆ Above Grade Clearance of 12"
- ◆ Recycled rubber base folds to 4" high & has stacking lugs for easy transport & storage.
- ◆ Molded in carrying handles.
- ◆ Weight: 38 lbs.

**RPOTTCR26000USH** - Universal Bracket



## Barricade Lights



### Type A, C, and 3 Way

- ◆ Flasher, steady burn, & OFF
- ◆ "D" cell
- ◆ LED bulbs

**RSPBL3LD3TLYY**  
Yellow Lens  
**RSPBL3LD3TLRY**  
Red Lens



### Type A & C Solar LED

- ◆ 4-5 year expected life.
- ◆ LED bulbs
- ◆ True Solar Powered light with rechargeable NiMH rechargeable battery included

**RSPBL3LSYY** Yellow Lens



### Type A, C, and 3 Way Solar Assist LED

- ◆ Flasher, steady burn, and OFF
- ◆ 3 Volt high efficiency lights
- ◆ LED bulbs
- ◆ Internal solar panels trickle charge "D" cell alkaline batteries to give a superior long lasting more reliable power source.

**RSPBL3LDYYSA**  
Yellow Lens

### Type B LED

- ◆ Detachable lens available upon request
- ◆ 6 Volt battery
- ◆ LED bulb

**RSPBLBL6YY** Yellow Lens  
**RSPBLBL6RY** Red Lens



### Type B Solar LED

- ◆ Daytime Use
- ◆ High Intensity Flashing
- ◆ LED bulbs
- ◆ Power Options: Solar panel trickle charges "D" Cell -or- Fully Solar Power Battery

**RSPBLBL3YYSA** Yellow Lens | D Cell Solar  
**RSPBLBL3RYSA** Red Lens | D Cell Solar  
**RSPBLBL3YY** - Yellow Lens | Fully Solar



## Safety Flags



**RSPFLAGVINYL1824**  
18x18 • 24" dowel



**RSPFLAGMESH1824**  
18x18 • 24" dowel  
**RSPFLAGVINYL2436**  
• 24x24 • 36" dowel

- ◆ 18" or 24" Fluorescent Red/ Orange vinyl coated nylon or mesh available
- ◆ 24" flag required for flagging operations
- ◆ 18" or 24" flag suitable to mount above a traffic control sign or device
- ◆ 3/4" wood dowels

## Pilot Car Safety



**RVSCT983320250**



S3618G204(X)AC

### Conspicuity Tape

- ◆ 2" x 50 yds with red and white pattern repeats
- ◆ Meets all requirements for marking vehicles



### SMV Emblem

**RV55MV10** Aluminum  
**RV55MV20** Decal

## Barricade Light Brackets

- ◆ Brackets line the light to requirements and have positive stops to eliminate rotation!



- ◆ Brackets allow proper alignment of light
- ◆ I.T.E. Specifications require the lights to be mounted with base of the light perpendicular to the ground line



**RSPBLZHBR1278L**  
Left Side  
Mounting Bracket



**RSPBLZHBR1278R**  
Right Side  
Mounting Bracket



**RSPBLZHBR1276**  
Center Mounting Bracket



**RSPBLZHBRBARRIERL**  
Barrier L  
Mounting Bracket

**RSPBLZHBR1277**  
Z Mounting Bracket  
(Not for Diamond Shaped Signs)

## Vehicle Mount Sign Holders

### Vehicle Grab Bar Mount Sign Holder

- ◆ Easily attaches to the vehicle grab bar and stores in place to stay ready to use in seconds.
- ◆ For use with 36" or 48" Compact Roll-Up Sign. (Sold Separately)
  - Pink Roll-Ups, p. 77
  - Orange Roll-Ups, p. 87
- ◆ Weight: 5 lbs.



**RPOTLSA43595**  
Sign Holder

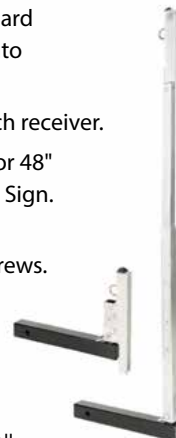
**RPOTLSA43595ZSS** - Storage Sleeve for Grab Bar Mount & Sign while mounted to the grab bar



### Vehicle Hitch Mount Sign Holder

- ◆ Transforms standard vehicle hitches into sign holders.
- ◆ Fits 2" square hitch receiver.
- ◆ For use with 36" or 48" Compact Roll-Up Sign. (Sold Separately)
- ◆ Ideal for rolling crews.
- ◆ Weight:
  - 7.25 lbs - small
  - 8 lbs - large

**RPOTLSA43921** - Large  
**RPOTLSA43921SU** - Small





## STOP/Slow Hand Paddles

**SAVE MONEY** by purchasing one of our Economy, Premium or EZ Connect Hand Paddle Kits.

Custom Hand Paddles available by purchasing individual components of your choice. Use the Customized Easy Order Checklist below to build a hand paddle to your specifications. Paddles are universally punched to accept all handle types in this catalog.

Use STOP/STOP Hand Paddles in School Zones, and STOP/SLOW Hand Paddles at Events, for Incident Management, or in Construction Work Zones.

**ALL Handles & Staffs come with standard hardware**

### Customized Easy Order Checklist

<p><b>1 Paddle Material</b>                  Aluminum: <input type="checkbox"/>.040" <input type="checkbox"/>.080"                  ABS Plastic: <input type="checkbox"/>.125"</p>	<p><b>3 Legend</b>  <input type="checkbox"/>STOP/SLOW <input type="checkbox"/>STOP/STOP                  (School Zone)</p>	<p><b>7 Staff Size and Type</b>  <input type="checkbox"/>None <input type="checkbox"/>60" <input type="checkbox"/>72"  <input type="checkbox"/>Galvanized Steel Conduit  <input type="checkbox"/>Wood  <input type="checkbox"/>Gray PVC Plastic -  <i>must use with 18" PVC handle - the PVC handle and staff have been matched together and tested for a good fit.</i></p>
<p><b>2 Reflective Type</b>  <input type="checkbox"/> (DH) High Intensity Prismatic &amp; Fluorescent Orange Diamond Grade Combo  <input type="checkbox"/> (D) ALL VIP Diamond Grade  <input type="checkbox"/> (H) ALL High Intensity Prismatic  <input type="checkbox"/> (E) ALL Engineer Grade  <input type="checkbox"/> NON-Reflective</p>	<p><b>4 Paddle Size</b>  <input type="checkbox"/>18" x 18" <input type="checkbox"/>24" x 24"</p> <p><b>5 Handle Type and Size</b>                  Galvanized Steel Conduit: <input type="checkbox"/>10"                  Wood: <input type="checkbox"/>12" <input type="checkbox"/>18"                  Gray PVC Plastic: <input type="checkbox"/>18" (12" Grip Area)</p> <p><b>6 4.5" Vynafoam Grip</b>  <input type="checkbox"/>None  <input type="checkbox"/>YES (for conduit handle only)</p>	<p><b>8 Shipping Requirement</b>  <input type="checkbox"/> Unassembled - Recommended  <input type="checkbox"/> Assembled - oversized freight charges may apply and freight damage is more likely to occur.</p>

**ALL handles and staffs include appropriate hardware**





**Value Minded**  
Non-Reflective  
18"x18" hand paddles  
made of .040" aluminum  
with 10" Galvanized Steel  
Conduit Handle  
**SHP1818SL040BK10C**

**OPTIONAL**  
foam grip  
for conduit  
handles

**Vynafoam Grip**  
**HPZFOAMGRIP**

- ◆ Use on Conduit Paddle Handles
- ◆ Color: Black • Size: 3/4" diameter X 4.5" long
- ◆ Soft, velvet-like finish with the comfort of foam and durability of vinyl.



**STOP/SLOW**

**Durable Reflective** 18" x 18" hand paddles made of .080" aluminum  
High Intensity (H) reflective with 60" Conduit Staff

**SHP1818SL080HK60C**

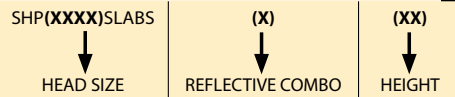
**EZ Connect Hand Paddle Kits** **Quick SHIP**

**The Leader in Safety and Convenience**



.125" Black ABS plastic sign on  
Gray PVC "Snap Together" plastic handle

**NON CONDUCTIVE**



- ◆ 2 Head Sizes:  
18" x 18" (1818) Paddle - 4.6 lbs.  
24" x 24" (2424) Paddle - 5.6 lbs.
- ◆ 2 Staff Lengths: 72" (72) or 84" (84) to bottom of sign
- ◆ The PVC handle and staff which make up the length have been matched together and tested for a good fit.
- ◆ 18" Handle with 12" grip area can be used by itself as a hand paddle or attach to a staff.

- ◆ Meets Federal Specifications
- ◆ Non-Conductive, Non-Corrosive, Lightweight
- ◆ No couplings or threads involved.

**EASY**  
Connect  
or Disconnect  
in a **SNAP!**

**Choose from 4 Reflective Combinations:**

High Intensity Prismatic Fluorescent Orange Diamond Grade Combo <b>(DH)</b>	ALL VIP Diamond Grade <b>(D)</b>	ALL High Intensity Prismatic <b>(H)</b>	ALL Engineer Grade <b>(E)</b>
--	---	--	--

